TOWNSHIP OF LEEDS AND THE THOUSAND ISLANDS

Lansdowne Waste Disposal Site 2023 Annual Monitoring, Development and Operations Report

MALROZ
Environmental Scientists & Engineers

ECA No. A442003
File No. 1037-142
Submitted: April 29, 2024

Appendix D-Monitoring and Screening Checklist
General Information and Instructions

General Information: The checklist is to be completed, and submitted with the Monitoring Report.
Instructions: A complete checklist consists of:
(a) a completed and signed checklist, including any additional pages of information which can be attached as needed to provide further details where indicated.
(b) completed contact information for the Competent Environmental Practitioner (CEP)
(c) self-declaration that CEP(s) meet(s) the qualifications as set out below and in Section 1.2 of the Technical Guidance Document.

Definition of Groundwater CEP:
For groundwater, the CEP must have expertise in hydrogeology and meet one of the following:
(a) the person holds a licence, limited licence or temporary licence under the *Professional Engineers Act*; or
(b) the person holds a certificate of registration under the *Professional Geoscientists Act, 2000* and is a practicing member, temporary, member or limited member of the Association of Professional Geoscientists of Ontario. O. Reg. 66/08, s. 2..
Definition of Surface water CEP:
A CEP for surface water assessments is a scientist, professional engineer or professional geoscientist as described in (a) and (b) above with demonstrated experience and post-secondary education, either a diploma or degree, in hydrology, aquatic ecology, limnology, aquatic biology, physical geography with specialization in surface water, and/or water resource management.

The type of scientific work that a CEP performs must be consistent with that person's education and experience. If an individual has appropriate training and credentials in both groundwater and surface water and is responsible for both areas of expertise, the CEP may then complete and validate both sections of the checklist.

Monitoring Report and Site Information	
Waste Disposal Site Name	Lansdowne Waste Disposal Site
Location (e.g. street address, lot, concession)	365 Kidd Road South, Part Lot 12, Concession 2 Lansdowne
GPS Location (taken within the property boundary at front gate/ front entry)	0416311.6m E, 4971193.8 N, NAD 83, 18T
Municipality	Leeds and Thousand Islands
Client and/or Site Owner	The Corporation of the Township of Leeds and Thousand Islands
Monitoring Period (Year)	2023
This Monitoring Report is being submitted under the following:	
Environmental Compliance Approval Number:	A442003 (ECA)
Director's Order No.:	N/A
Provincial Officer's Order No.:	N/A
Other:	N/A

Report Submission Frequency	◉ **Annual** ○ **Other**	Specify: Submitted by April 30 of the year following the calendar year covered by the report.	
The site is: **(Operation Status)**	◉ **Open** ○ **Inactive** ○ **Closed**		
Does your Site have a Total Approved Capacity?	◉ **Yes** ○ **No**		
If yes, please specify Total Approved Capacity	264387	*Units*	Cubic Metres
Does your Site have a Maximum Approved Fill Rate?	○ **Yes** ◉ **No**		
If yes, please specify Maximum Approved Fill Rate		*Units*	
Total Waste Received within Monitoring Period (Year)	3491	*Units*	Cubic Metres
Total Waste Received within Monitoring Period (Year) *Methodology*	surveyed using an Trimble R10 GNSS		
Estimated Remaining Capacity	15209	*Units*	Cubic Metres
Estimated Remaining Capacity *Methodology*	based on proposed capacity presented in the recently submitted D&O plan		
Estimated Remaining Capacity *Date Last Determined*	December 2023		
Non-Hazardous Approved Waste Types	☐ Domestic ☐ Industrial, Commercial & Institutional (IC&I) ☐ Source Separated Organics (Green Bin) ☐ Tires	☐ Contaminated Soil ☐ Wood Waste ☐ Blue Box Material ☐ Processed Organics ☐ Leaf and Yard Waste	☐ Food Processing/Preparation Operations Waste ☐ Hauled Sewage Other: Municipal waste per O.Reg 347
Subject Waste Approved Waste Classes: Hazardous & Liquid Industrial *(separate waste classes by comma)*			
Year Site Opened *(enter the Calendar Year only)*	unknown	**Current ECA Issue Date**	June 30, 2022
Is your Site required to submit Financial Assurance?	○ **Yes** ◉ **No**		
Describe how your Landfill is designed.	◉ Natural Attenuation only ○ Fully engineered Facility ○ Partially engineered Facility		
Does your Site have an approved Contaminant Attenuation Zone?	◉ **Yes** ○ **No**		

If closed, specify C of A, control or authorizing document closure date:	
Has the nature of the operations at the site changed during this monitoring period?	◯ **Yes** ◉ **No**
If yes, provide details:	Type Here
Have any measurements been taken since the last reporting period that indicate landfill gas volumes have exceeded the MOE limits for subsurface or adjacent buildings? (i.e. exceeded the LEL for methane)	◯ Yes ◉ No managed by methane vents at the top of the waste mound. Conditions outside of the fill area met met the MOE limits for the subsurface.

Groundwater WDS Verification:

Based on all available information about the site and site knowledge, it is my opinion that:

Sampling and Monitoring Program Status:

1) The monitoring program continues to effectively characterize site conditions and any groundwater discharges from the site. All monitoring wells are confirmed to be in good condition and are secure:	○ **Yes** ◉ **No**	If no, list exceptions (Type Here): MW201 was observed to be damaged and will be repaired.
2) All groundwater, leachate and WDS gas sampling and monitoring for the monitoring period being reported on was successfully completed as required by Certificate(s) of Approval or other relevant authorizing/control document (s):	○ **Yes** ◉ **No** ○ **Not Applicable**	If no, list exceptions below or attach information.

Groundwater Sampling Location	**Description/Explanation for change (change in name or location, additions, deletions)**	**Date**
MW101, MW15-2	insufficient water	May 15, 2023
MW101, MW201	insufficient water	November 6, 2023
MW201	damage to piezometer (likely from farming operations) prevented monitoring and sampling	November 6, 2023

3) a) Is landfill gas being monitored or controlled at the site?	◉ **Yes** ◯ **No**	
If yes to 3(a), please answer the next two questions below.		
b) Have any measurements been taken since the last reporting period that indicate landfill gas is present in the subsurface at levels exceeding criteria established for the site?	◉ **Yes** ◯ **No**	only at methane vents, not in the wells adjacent to the waste mound.
c) Has the sampling and monitoring identified under 3(a) for the monitoring period being reported on was successfully completed in accordance with established protocols, frequencies, locations, and parameters developed as per the Technical Guidance Document: or MECP Concurrence (see report)	◉ **Yes** ◯ **No** ◯ **Not Applicable**	If no, list exceptions below or attach additional information.

Groundwater Sampling Location	**Description/Explanation for change (change in name or location, additions, deletions)**	**Date**
Type Here	Type Here	Select Date
Type Here	Type Here	Select Date

4) All field work for groundwater investigations was done in accordance with standard operating procedures as established/outlined per the Technical Guidance Document (including internal/external QA/QC requirements) (Note: A SOP can be from a published source, developed internally by the site owner's consultant, or adopted by the consultant from another organization):	◉ **Yes** ◯ **No**	See report for details of SOP.

Sampling and Monitoring Program Results/WDS Conditions and Assessment:

5) The site has an adequate buffer, Contaminant Attenuation Zone (CAZ) and/or contingency plan in place. Design and operational measures, including the size and configuration of any CAZ, are adequate to prevent potential human health impacts and impairment of the environment.	◯ **Yes** ◉ **No**	If no, the potential design and operational concerns/exceptions are as follows (Type Here): potential B7 non compliance to the northwest and east.	
6) The site meets compliance and assessment criteria.	◯ **Yes** ◉ **No**	See report for discussion of compliance criteria.	
7) The site continues to perform as anticipated. There have been no unusual trends/ changes in measured leachate and groundwater levels or concentrations.	◉ **Yes** ◯ **No**	If no, list exceptions and explain reason for increase/change (Type Here):	
1) Is one or more of the following risk reduction practices in place at the site: ***(a)*** **There is minimal reliance on natural attenuation of leachate due to the presence of an effective waste liner and active leachate collection/ treatment; or** ***(b)*** **There is a predictive monitoring program in-place (modeled indicator concentrations projected over time for key locations); or** ***(c)*** **The site meets the following two conditions (typically achieved after 15 years or longer of site operation):** ***i.*** **The site has developed stable leachate mound(s) and stable leachate plume geometry/concentrations; and** ***ii.*** **Seasonal and annual water levels and water quality fluctuations are well understood.**	◯ **Yes** ◉ **No**	**Note which practice(s):**	☐ **(a)** ☐ **(b)** ☒ **(c)** As discussed in report.
9) Have trigger values for contingency plans or site remedial actions been exceeded (where they exist):	◯ **Yes** ◯ **No** ◉ **Not Applicable**	Trigger Mechanisms to be developed at a later date following purchase of additional CAZ.	

Groundwater CEP Declaration:

I am a licensed professional Engineer or a registered professional geoscientist in Ontario with expertise in hydrogeology, as defined in Appendix D under Instructions. Where additional expertise was needed to evaluate the site monitoring data, I have relied on individuals who I believe to be experts in the relevant discipline, who have co-signed the compliance monitoring report or monitoring program status report, and who have provided evidence to me of their credentials.
I have examined the applicable Certificate of Approval and any other environmental authorizing or control documents that apply to the site. I have read and followed, as deemed appropriate for this Site in my professional judgement, the Monitoring and Reporting for Waste Disposal Sites Groundwater and Surface Water Technical Guidance Document (MOE, 2010, or as amended), and associated monitoring and sampling guidance documents, as amended from time to time. I have reviewed all of the data collected for the above-referenced site for the monitoring period(s) identified in this checklist. Except as otherwise agreed with the ministry for certain parameters, all of the analytical work has been undertaken by a laboratory which is accredited for the parameters analyzed to ISO/IEC 17025:2005 (E)- General requirements for the competence of testing and calibration laboratories, or as amended from time to time by the ministry.

The completion of this Checklist is a requirement of the MECP. As always, we rely upon the MECP to undertake a complete review the report(s) provided regarding the waste disposal site/landfill, and provide their comments and acceptance of our interpretation, conclusions and recommendations. The Checklist should in no way supersede the MECP's responsibility to undertake their complete review of our report(s) to ensure Site compliance with environmental regulations, standards and/or approvals.If any exceptions or potential concerns have been noted in the questions in the checklist attached to this declaration, it is my opinion that these exceptions and concerns are minor in nature and will be rectified for the next monitoring/reporting period. Where this is not the case, the circumstances concerning the exception or potential concern and my client's proposed action have been documented in writing to the Ministry of the Environment District Manager in a letter from me dated:

Recommendations:

Based on my technical review of the monitoring results for the waste disposal site:

◉ **No changes to the monitoring program are recommended** ○ **The following change(s) to the monitoring program is/are recommended:**	See report for discussion.
◉ **No Changes to site design and operation are recommended** ○ **The following change(s) to the site design and operation is/ are recommended:**	See report for discussion.

Name:	John Pyke, P.Geo.		
Seal:	Add Image		
Signature:		**Date:**	April 29, 2024
CEP Contact Information:	John Pyke, P.Geo.		
Company:	Malroz Engineering Inc.		
Address:	308 Wellington St., 2nd Floor, Kingston ON		
Telephone No.:	613-548-3446 ext. 34	Fax No. :	Type Here
E-mail Address:	pyke@malroz.com		
Co-signers for additional expertise provided:			
Signature:		**Date:**	Select Date
Signature:		**Date:**	Select Date

Surface Water WDS Verification:

Provide the name of surface water body/bodies potentially receiving the WDS effluent and the approximate distance to the waterbody (including the nearest surface water body/bodies to the site):

Name (s)	Unnamed Creek and drainage ditches
Distance(s)	Along Eastern, Western, Northern and Southern property boundary,

Based on all available information and site knowledge, it is my opinion that:

Sampling and Monitoring Program Status:

1) The current surface water monitoring program continues to effectively characterize the surface water conditions, and includes data that relates upstream/background and downstream receiving water conditions:	◉ Yes ○ No	See report for discussion.
2) All surface water sampling for the monitoring period being reported was successfully completed in accordance with the Certificate(s) of Approval or relevant authorizing/control document(s) (if applicable):	○ Yes ◉ No ○ **Not applicable (No C of A, authorizing / control document applies)**	If no, specify below or provide details in an attachment.

Surface Water Sampling Location	Description/Explanation for change (change in name or location, additions, deletions)	Date
SW12 and SW13	insufficient water to sample	May 15, 2023
SW14 and SW16	insufficient water to sample	November 6, 2023

3) a) Some or all surface water sampling and monitoring program requirements for the monitoring period have been established outside of a ministry C of A or authorizing/control document.	◯ **Yes** ◉ **No** ◯ **Not Applicable**	
b) If yes, all surface water sampling and monitoring identified under 3 (a) was successfully completed in accordance with the established program from the site, including sampling protocols, frequencies, locations and parameters) as developed per the Technical Guidance Document:	◯ **Yes** ◉ **No** ◯ **Not Applicable**	If no, specify below or provide details in an attachment.

Surface Water Sampling Location	Description/Explanation for change (change in name or location, additions, deletions)	Date
Type Here	Type Here	Select Date

4) All field work for surface water investigations was done in accordance with standard operating procedures, including internal/external QA/QC requirements, as established/outlined as per the Technical Guidance Document, MOE 2010, or as amended. (Note: A SOP can be from a published source, developed internally by the site owner's consultant, or adopted by the consultant from another organization):	◉ **Yes** ◯ **No**	See report for discussion of SOPs.

Sampling and Monitoring Program Results/WDS Conditions and Assessment:

5) The receiving water body meets surface water-related compliance criteria and assessment criteria: i.e., there are no exceedences of criteria, based on MECP legislation, regulations, Water Management Policies, Guidelines and Provincial Water Quality Objectives and other assessment criteria (e.g., CWQGs, APVs), as noted in Table A or Table B in the Technical Guidance Document (Section 4.6):	◯ **Yes** ◉ **No**

If no, list parameters that exceed criteria outlined above and the amount/percentage of the exceedance as per the table below or provide details in an attachment:

Parameter	Compliance or Assessment Criteria or Background	Amount by which Compliance or Assessment Criteria or Background Exceeded
e.g. Nickel	e.g. C of A limit, PWQO, background	e.g. X% above PWQO
Refer to Table 10 in Report	PWQO, Table A, Table B	See Report
6) In my opinion, any exceedances listed in Question 5 are the result of non-WDS related influences (such as background, road salting, sampling site conditions)?	◯ **Yes** ◉ **No**	See report for discussion: -Significant background inputs from agricultural sources, background,and road salting.

7) All monitoring program surface water parameter concentrations fall within a stable or decreasing trend. The site is not characterized by historical ranges of concentrations above assessment and compliance criteria.	○ **Yes** ◉ **No**	If no, list parameters and stations that is outside the expected range. Identify whether parameter concentrations show an increasing trend or are within a high historical range (Type Here) See report for discussion. The site is characterized by concentrations of background above the assessment or compliance criteria.
8) For the monitoring program parameters, does the water quality in the groundwater zones adjacent to surface water receivers exceed assessment or compliance criteria (e.g. , PWQOs, CWQGs, or toxicity values for aquatic biota (APVs)):	◉ Yes ○ No ○ Not Known ○ Not Applicable	If yes, provide details and whether remedial measures are necessary (Type Here): See report for discussion.
9) Have trigger values for contingency plans or site remedial actions been exceeded (where they exist):	○ **Yes** ○ **No** ◉ **Not Applicable**	If yes, list value(s) that are/have been exceeded and follow-up action taken (Type Here):

Surface Water CEP Declaration:

I, the undersigned hereby declare that I am a Competent Environmental Practitioner as defined in Appendix D under Instructions, holding the necessary level of experience and education to design surface water monitoring and sampling programs, conduct appropriate surface water investigations and interpret the related data as it pertains to the site for this monitoring period.
I have examined the applicable Certificate of Approval and any other environmental authorizing or control documents that apply to the site. I have read and followed, as deemed appropriate for this Site in my professional judgement, the Monitoring and Reporting for Waste Disposal Sites Groundwater and Surface Water Technical Guidance Document (MECP, 2010, or as amended) and associated monitoring and sampling guidance documents, as amended from time to time. I have reviewed all of the data collected for the above-referenced site for the monitoring period(s) identified in this checklist. Except as otherwise agreed with the ministry for certain parameters, all of the analytical work has been undertaken by a laboratory which is accredited for the parameters analysed to ISO/IEC 17025:2005 (E)- General requirements for the competence of testing and calibration laboratories, or as amended from time to time by the ministry.
The completion of this Checklist is a requirement of the MECP. As always, we rely upon the MOE to undertake a complete review the report(s) provided regarding the waste disposal site/landfill, and provide their comments and acceptance of our interpretation, conclusions and recommendations. This Checklist should in no way supersede the MECP responsibility to undertake their complete review of our report(s) to ensure compliance with environmental regulations, standards and approvals.
If any exceptions or potential concerns have been noted in the questions in the checklist attached to this declaration, it is my opinion that these exceptions and concerns are minor in nature or will be rectified for future monitoring events. Where this is not the case, the circumstances concerning the exception or potential concern and my client's proposed action have been documented in writing to the Ministry of the Environment District Manager in a letter from me dated:

Recommendations:

Based on my technical review of the monitoring results for the waste disposal site:

◉ **No Changes to the monitoring program are recommended** ◯ **The following change(s) to the monitoring program is/are recommended:**	
◉ **No changes to the site design and operation are recommended** ◯ **The following change(s) to the site design and operation is/are recommended:**	no changes, see report

CEP Signature	
Relevant Discipline	Professional Geologist with relevant experience and training.
Date:	April 29, 2024
CEP Contact Information:	John Pyke, P.Geo.
Company:	Malroz Engineering Inc.
Address:	308 Wellington St., 2nd Floor, Kingston ON
Telephone No.:	613-548-3446 ext. 34
Fax No. :	Type Here
E-mail Address:	pyke@malroz.com

Save As | Print Form

Notice To Reader

This document has been prepared by Malroz Engineering Inc. (Malroz) on behalf of the Township of Leeds and the Thousand Islands (TLTI), in fulfilment of Condition 6(6) of Amended Environmental Compliance Approval No. A442003.

Malroz has relied upon TLTI staff to provide historic data upon which the current data interpretation and conceptual understanding of the Site are partially based. Malroz accepts no responsibility for the integrity of the data provided by TLTI or for missing data. Any third-party use or reliance of this report, or decisions made based on this report, are the responsibilities of the third party. Malroz accepts no responsibility for damages suffered by any third party as a result of decisions made or actions taken based on the contents of this report.

This document has been prepared for TLTI for submission to the Ministry of Environment, Conservation and Parks (Ministry) as required by the ECA. Unauthorized re-use of this document for any other purpose, or by third parties without the express written consent of Malroz shall be at such party's sole risk.

This page is an integral part of this document and must remain with it at all times.

Respectfully Submitted,

MALROZ ENGINEERING INC.

per: Zachary Leger, C. Tech
Environmental Technologist

and: John Pyke, P.Geo.
Project Manager

PROFESSIONAL GEOSCIENTIST
JOHN ROBERT PYKE
PRACTISING MEMBER
1855
ONTARIO

and: Jessie Payeur, P. Eng.
Project Engineer

LICENSED PROFESSIONAL ENGINEER
J. PAYEUR
100568238
PROVINCE OF ONTARIO

and: Paula R. Klink, P. Eng.
Senior Environmental Engineer

LICENSED PROFESSIONAL ENGINEER
P. R. KLINK
100057540
PROVINCE OF ONTARIO

Table of Contents

Notice To Reader i

1 Introduction 1
1.1 Ownership and Key Personnel 1

2 Background 2
2.1 Description of Site 2
2.2 Geological Setting 2
2.3 Hydrogeological Setting 2
2.4 Surface Water Features 3
2.5 Environmental Compliance Requirements 3
2.6 Complaints 3
2.7 Ministry Communication 3

3 Development and Operations 4
3.1 Waste Disposal Site Description 4
3.2 Site Access 4
3.3 Service Area and Population 4
3.4 Site Operation 4
3.5 Phasing of Site Usage 5
3.6 Record Keeping 5
3.7 Waste Diversion 6
3.8 Remaining Site Capacity 6

4 Site Surveillance, Monitoring, and Sample Program Scope 6
4.1 Site Surveillance 7
4.2 Well Inspection 7
4.3 Groundwater Monitoring Program 7
4.4 Surface Water Monitoring Program 8
4.5 Compliance Criteria and Leachate Indicator Parameters 8
4.6 Data Quality Evaluation 9
4.7 Deviations from the Monitoring Plan 9

5 Site Inspection Results 10
5.1 Site Inspection 10
5.2 Well Inspection 10
5.3 Methane 10

6 Groundwater Monitoring Program Results 10

6.1 Groundwater Flow 10
6.2 Groundwater Quality 11

7 Surface Water Monitoring Program 13
7.1 Surface Water Flow 13
7.2 Surface Water Quality 14

8 Reasonable Use Policy /Guideline B-7 Assessment and Action Plan 14

9 Conclusions and Recommendations 16

10 References 18

List of Appendices

Appendix A Figures
- Figure 1 Site Location
- Figure 2 Site Plan
- Figure 3 Inferred Shallow Groundwater Contours
- Figure 4 Inferred Bedrock Groundwater Contours
- Figure 5 Remaining Landfill Capacity (2023)
- Figure 6 PFAS Screening Results

Appendix B Tables
- Table 1 Well Inspection Results
- Table 2 Surface Water Station Descriptions
- Table 3 Groundwater Monitoring Results
- Table 4 Shallow Groundwater Analytical Results
- Table 5 Deep Groundwater Analytical Results
- Table 6 Groundwater VOC Analytical Results
- Table 7 PFAS Analytical Results
- Table 8 Surface Water Analytical Results

Appendix C Amended ECA and Monitoring Plan
Appendix D Site Photos
Appendix E Ministry Correspondence
Appendix F Daily Inspections and Waste Logs Summary
Appendix G Malroz Site Inspections
Appendix H Laboratory Certificates of Analyses
Appendix I Historical Analyses and Trends
Appendix J Borehole Logs

1 Introduction

The Lansdowne waste disposal site (the Site) operates under Amended Environmental Compliance Approval (ECA) No. A442003, issued by the Ministry of Environment, Conservation and Parks (Ministry), and dated June 20, 2022 (Appendix C).

The Site is located at 530 Eden Grove Road (also known as County Road 34 and King Street West), west of the Village of Lansdowne, in the Township of Leeds and the Thousand Islands (TLTI) (Figure 1, Appendix A). In accordance with the ECA, a monitoring, development, and operations report (AMR) is to be completed annually and submitted to the District Manager by April 30 of the following calendar year.

Malroz Engineering Inc. (Malroz) was retained by TLTI to conduct the semi-annual monitoring of the groundwater and surface water, and report on the development and operations of the Site. This document presents the methodology, results and interpretation related to the monitoring and sampling program conducted at the Site in 2023. This report was prepared on behalf of the TLTI, using data collected by Malroz and other available information provided by TLTI staff.

1.1 Ownership and Key Personnel

The Site is owned and maintained by the Corporation of the Township of Leeds and the Thousand Islands. Key Contacts for the Site are as follows:

Municipal Contact

David Holliday
Director of Operations
1233 Prince Street, P.O. Box 280
Lansdowne, Ontario, K0E 1L0
613-659-2415 ext. 211
Directoroperations@townshipleeds.on.ca

Environmental Professional Contact

Mr. John Pyke, P.Geo.
Project Manager
308 Wellington St.
Kingston, Ontario, K7K 7A8
613-548-3446 ext. 34
pyke@malroz.com

2 Background

The geology, hydrogeology, physiography, and hydrology of the Site are based on a review of collected data, including site observations and previous reports on investigations at the Site by Malroz, previous consultants, and TLTI staff.

2.1 Description of Site

The Site is located on Part of Lot 12, Concession 2, in the former Township of Lansdowne. Geodetic coordinates for the Site benchmark are as follows (2013 Site survey):

Zone :	NAD 83, 18T
Easting :	0416311.6 m (+/- 0.5 m)
Northing:	4971193.8 m (+/- 0.5 m)

The Site has an approved waste volume of 264,387 m^3 (excluding final cover) and is actively landfilling non-hazardous waste materials from within TLTI. The current Site property boundary and fill area is shown on Figure 2 (Appendix A).

2.2 Geological Setting

Based on available borehole logs, field observations, previous reports, and mapping from the Ontario Department of Mines (1964), the bedrock in the vicinity of the Site is comprised of granite and syenite. The site is heavily glaciated, with overburden on and surrounding the site ranging from bedrock outcrops to greater than 13.9 metres thick.

The overburden appears to be a mixture of clay and silty clay based on the borehole logs from wells installed in 2017, 2018, 2019, and 2021. In some areas of the site, a thin (<2.5 m thick) layer of sand was observed between the clay and bedrock. A thicker layer of sand was observed at MW106 and MW203 which extended from 8.5 to 13.9 metres below grade (mbg). Depth to bedrock ranges from greater than 13.9 mbg to bedrock outcrops. A bedrock ridge is located along the eastern property boundary before the eastern Contaminant Attenuation Zone (CAZ) area. Bedrock is also observed at or near surface within the north watercourse at the northwest corner of the property and again at the northeastern extent of the CAZ.

2.3 Hydrogeological Setting

Groundwater at the site is split into two units, overburden and bedrock, which appear to have some hydrogeologic connection. Upward vertical hydraulic gradients are observed to the immediate east of the landfill, indicating bedrock groundwater may discharge to

the overburden. Downward vertical hydraulic gradients are observed at monitoring well nests to the north and far east of the landfill and indicate recharge of the bedrock in these areas.

Overburden groundwater flow is generally easterly with some components towards the northeast and southeast, and mounding around the waste pile. Groundwater flow in the shallow bedrock aquifer appears to be towards the east as well.

2.4 Surface Water Features

The Site represents a local topographic high. The surface water at the Site generally follows topography, flowing away from the waste mound towards drainage ditches located north, south, east, and west of the site. The drainage ditches to the west and east of the site flow north and join the ditch along the south side of Eden Grove Road (County Road 34), which flows eastwards (Figure 2, Appendix A).

Southwest of the Site, surface water drains into a swale which transports water south to the adjacent marshy area where surface water flowing from south of the Site joins the swale. Surface water leaving the marshy area flows east and then northeast by an un-named creek (Figure 2, Appendix A). The creek drains into the ditch located along the south side of Eden Grove Road (County Road 34) at surface water station SW13.

2.5 Environmental Compliance Requirements

Inspections must be carried out at least twice per year. A groundwater and surface water sampling program including analysis for parameters in Tables 1 and 2 of the ECA is completed in the spring and in the fall, refer to Appendix C.

2.6 Complaints

During the 2023 monitoring period, no complaints were brought to Malroz' attention by TLTI.

2.7 Ministry Communication

A surface water review from the Ministry was received on October 19, 2023. The reviewer agrees that the current monitoring program adequately captures leachate influences south of the site, and agrees with our assessment that the elevated metals may not be directly attributable to the landfill. In the north watercourse, the reviewer indicated the intermediate stations SW12 and SW16 may reflect leachate impacts as evidenced by TKN and/or chloride levels detected above background concentrations.

3 Development and Operations

In accordance with the ECA, the Site is actively landfilling solid non-hazardous waste. The Site also accepts recycling materials, large electric appliances, and metals for bulking and subsequent transfer off-site. No liquid industrial or hazardous wastes are accepted.

3.1 Waste Disposal Site Description

The Site operates under amended ECA A442003, which permits a 4.9 hectare waste disposal and transfer site a total site area of 22.4 hectare including 12.7 hectare of contamination attenuation zone (CAZ) and 3.7 hectare of buffer lands for disposal of municipal non-hazardous waste, transfer station for accepting cans, plastics, scrap metal, tires, paper, cardboard, electronics, and non-refrigerant white goods and composting of leaf and yard waste (Figure 2, Appendix A, and Appendix C).

The TLTI purchased an additional 50 metre buffer to the east of the site (approximately 3.7 ha), and the groundwater rights to an additional 12.7 ha beyond the eastern buffer (Figure 2, Appendix A). These lands were registered-to-title as a Contaminant Attenuation Zone (CAZ) on June 2, 2017.

The Site relies on natural attenuation and is graded to minimize ponding and surface water contacting the waste pile. Storm water is managed by swales located at property boundaries. Landfill gas management is conducted via three gas vents located in the waste fill area. Photos of the Site are presented in Appendix D.

3.2 Site Access

The Site can be accessed by Eden Grove Road (County Road 34).

3.3 Service Area and Population

Lansdowne is one of three active waste disposal sites serving TLTI (along with the Escott and Briar Hill Landfills). The site receives waste from a curbside pickup program for the town of Lansdowne, and from residents who drop off waste at the site. Only waste that is generated within the boundaries of the TLTI is accepted at the Site. According to the 2021 census, the population of the TLTI was 9,804 (StatCan, 2021).

3.4 Site Operation

The Site operates Monday, Tuesday, Thursday, Friday, and Saturday from 8:30 a.m. to 4:30 p.m when a Site Attendant who inspects incoming waste loads for compliance is

on duty. No waste is received at the Site outside those hours of operation. The entrance and exit gates are locked during non-operating hours.

No spills or emergencies, as described by condition 5 of the ECA, occurred at the Site in 2023.

In 2023, 25 loads were refused at the site because the waste originated outside the township, or the waste was missing appropriate tags. Two loads were refused because they contained large wooden logs.

Site inspections are carried out during each day of operation by the Site Attendant, and records of these inspections are included in Appendix F. Notable observations in 2023 include

- birds, cats, racoons, and/or skunks on several occasions;
- people arriving before operational hours;
- garbage left at the gate and/or along road when the Site is closed; and
- landfill office broken into overnight on February 7, 2023.

Litter around the Site is picked up regularly by the Site Attendants.

The Site relies on natural attenuation, with no engineered systems for leachate collection or storm water management.

3.5 Phasing of Site Usage

Waste is received at the waste transfer station in the north portion of the site. Waste is placed by residents in labelled transfer bins from an adjacent built-up platform. Bins are then transported by staff to the active waste face and deposited using an area-fill method. Waste is compacted using a compactor and covered bi-weekly.

Active filling is currently occurring on the northern edge of the Site as shown in Figure 2 (Appendix A).

3.6 Record Keeping

Field notes and Site records are maintained at the Township offices, located at 1233 Prince Street, Lansdowne, Ontario. Daily site inspections are conducted by the TLTI staff on days when the landfill was open to the public. Inspection results are recorded on daily field sheets which are included in Appendix F.

3.7 Waste Diversion

Recycling bins are maintained on site to divert material including metals from the landfill. Tire drop-offs are accepted, as well as white goods (drained of refrigerant prior to acceptance). These items are also transferred from the Briar Hill and Escott Landfills. Removal and processing of the recycling materials is completed by Environmental 360 Solutions Inc. at their facility in Napanee, Ontario.

Burning waste at the Site is not permitted. Clean wood and brush deposited at the Site are chipped on-site using a tub-grinder and deposited onto the waste mound as interim cover.

3.8 Remaining Site Capacity

Based on a survey completed December, 2023, the remaining capacity is approximately 15,209 m^3, excluding cover (Figure 5, Appendix A). The survey identified a total of approximately 3,500 m^3 of waste deposited in 2023. The estimated remaining capacity of the site is approximately four years using an average rate of fill of approximately 4,000 m^3 per year (based on data from 2017-2022).

Estimated time to Landfill Closure

Year	Waste and Fill Deposited (m^3)	Deposited to Date (m^3)	Estimated Remaining Capacity (m^3)	Average Fill Rate (m^3/year)	Estimated Time to Closure (yrs)
2016 [1]	5,808	221,528	42,859	5,808	7.4
2017	4,225	225,753	38,634	5,017	7.7
2018	3,753	229,506	34,881	4,595	7.6
2019	6,227	235,733	28,654	5,003	5.7
2020	4,545	240,278	24,109	4,912	4.9
2021 [2]	1,694	241,972	22,415		4.6
2022	3,715	245,687	18,700	4,712	4.0
2023 [2]	3,491	249,178	15,209	3,950	3.9

Notes: Total landfill capacity is 264,387 m3
[1] From BluMetric, using a baseline of 98 masl
[2] Compacting and regrading undertaken by municipal staff appears to have assisted in maintaining capacity

4 Site Surveillance, Monitoring, and Sample Program Scope

The surveillance, monitoring, and sample programs are conducted in accordance with the monitoring plan pursuant to Section 8 of the site's ECA (Appendix C).

4.1 Site Surveillance

Site inspections are conducted during sampling events. These inspections include a check of operational compliance with the ECA including signage, Site Attendants, hazardous or liquid wastes, vermin, vectors, litter, dust, brush and clean wood burning, and interim cover. In addition, observations of general site conditions including drainage, surface water, condition of landfill cap, seeps, and onsite structures are noted.

4.2 Well Inspection

Well inspections are undertaken during all sampling events. These inspections include a visual inspection of accessible portions of the well piezometer, monument casing, cap, lock, and well seal. Wells were assigned one of the following conditions:

Poor – Well integrity is compromised and the well requires repair.
Fair – Well exhibits some minor deficiencies; however, well integrity is not compromised.
Good – The well is in good condition with no obvious signs of damage.

Wells that require attention are reported to the Project Manager for repairs. Observations are summarized in Table 1 (Appendix B).

4.3 Groundwater Monitoring Program

Prior to sampling, each well is monitored for depth to water, depth to well bottom, and combustible gas vapours. During purging of groundwater, visual and olfactory observations are noted and recorded.

Groundwater sampling was conducted using dedicated Waterra tubing equipped with a foot-valve. Prior to sampling, three to five well volumes of groundwater were purged from each well or, wells were pumped dry three times. At the completion of purging, water quality was monitored using a Horiba multi-parameter instrument for temperature, pH, dissolved oxygen, oxidizing/reducing potential, conductivity, and turbidity. Samples intended for metals analyses were field-filtered using a disposable 0.45-micron inline filter. Samples were collected into new laboratory prepared sample bottles and submitted to Caduceon Environmental Laboratories (Caduceon) for analyses.

Methane concentrations were calculated based the difference between full gas response and responses in methane elimination mode using an RKI Eagle 2 combustible gas indicator.

As detailed in Schedule B of the amended ECA (Appendix C), the groundwater monitoring plan consists of sixteen shallow monitoring wells (11-1, 11-2, 11-3, 11-4, 11-6, 11-7, 91-1, 91-3, 91-4, 15-1 (formerly 03-2), 15-2, MW101, MW103, MW105, MW106, MW202), six bedrock wells (MW102, MW104, MW107, MW201, MW203, and MW301), and two drinking water wells (572 Eden Grove Road) tested for lab and field parameters. Wells 11-1, 11-2, 11-4, M105, MW106, MW107 and MW203 are sampled via low flow methods using a peristaltic pump. Low flow sampling is undertaken to reduce impacts from entrained sediments in background and leachate wells. Low flow sampling is incorporated whenever per- /polyfluoroalkyl substances (PFAS) or Volatile organic compounds (VOC) samples are collected.

VOCs are analysed in years ending in 3 or 8 and were analysed during the year.

Shallow background levels are characterized by wells 11-4 and MW103, and compliance is evaluated at 11-1, 91-1, 91-3, 15-1, 15-2, MW105, MW106, and MW202. Bedrock background levels are characterized by well M102, and compliance is evaluated at wells M104, MW201, MW203, and MW301.

The monitoring and sampling plan is summarized in Appendix C.

4.4 Surface Water Monitoring Program

The surface water monitoring program includes collecting samples at surface water sampling stations located in the north watercourse (SW4, SW6 – voluntary, SW8, SW12, SW14, and SW16) and the south watercourse (SW1, SW11, SW13 and SW15) (Figure 2, Appendix A). Station SW1 is used as the background station. Surface water station locations (UTMs) and observations are summarized in Table 2 (Appendix B).

4.5 Compliance Criteria and Leachate Indicator Parameters

Groundwater and surface water monitoring results are conducted on a semi-annual basis in the spring and fall, in accordance with the ECA. The current monitoring plan for the Site uses the Ontario Drinking Water Standards (ODWS) and the Ministry B-7 Reasonable Use Policy to evaluate groundwater conditions and compliance. Provincial Water Quality Objectives (PWQO) and the Table A: Assessment Criteria for Waste Disposal Sites and Table B: Alternative Review Criteria (MOE 2010) are used as reference criteria to evaluate surface water conditions and compliance.

Potential, core, and compliance leachate indicator parameters (LIPs) have been identified for the site as follows:

- Potential LIPs: alkalinity, aluminum, barium, chloride, cobalt, conductivity, DOC, magnesium, potassium, sodium, TDS, and Total Kjeldahl Nitrogen (TKN).

- Core LIPs: ammonia, boron, cobalt, DOC, hardness, iron, manganese, sulphate, strontium.

- Compliance LIPs: boron, DOC, hardness, iron, manganese, sulphate, and PFAS.

4.6 Data Quality Evaluation

Malroz collected one duplicate sample during both the spring and fall sampling programs, including PFAS parameters, results are presented in Tables 4 to 8, Appendix B.

Field blanks were collected in the spring and fall sampling programs. The spring field blank analysis showed elevated levels of dissolved organic carbon (DOC), hardness, total suspended solids (TSS), calcium, magnesium, manganese, potassium, sodium, strontium, uranium, and vanadium, indicating contamination of the field sample, our sampling methods may have included ambient contaminants, biasing the results high. Discussion with the field staff indicated field tillage was producing dust during the May sampling event. Subsequent discussion with Malroz sampling staff reviewed the use of blank and duplicate samples, when to notify the project manager of concerns in the QA/QC sample results, and potential mitigation strategies for ambient contamination such as blowing dust.

Caduceon Environmental Laboratories conducted the analyses for the groundwater and surface water samples and ALS Limited (ALS) conducted the PFAS analyses. Caduceon and ALS are Canadian Association for Laboratory Accreditation (CALA) accredited laboratories that uses MECP recognized methods to conduct laboratory analyses. ALS conducted PFAS analyses using MECP recognized methods (E3533 and E3457).

4.7 Deviations from the Monitoring Plan

Malroz followed the Monitoring Plan (Appendix C), with the following variations:

- MW15-2 and MW101 were not sampled in the spring as they were observed to be dry.
- MW101 was not sampled in the fall as it was observed to be dry.
- MW201 was not sampled in the fall as it had been damaged.
- SW12,SW13, SW14 and SW16 were not sampled in the spring as they were

observed to be dry.

5 Site Inspection Results

Site inspections were undertaken by Malroz during the 2023 sampling events. Site photographs of sampling locations are presented in Appendix D.

5.1 Site Inspection

Wind blown litter and gulls were noted during the spring and fall sampling events. Ponded water around the site was also observed.

Site Inspection logs are found in Appendix G.

5.2 Well Inspection

Results of well inspections are summarized in Table 1 (Appendix B). Monitoring wells at the Site were observed to comply with O. Reg. 903 with the exception of 15-2, which requires development and MW201 which was observed to be damaged during the fall sampling event and was repaired in November, 2023. Minor repairs to the protective casings are also required for 11-4 and 11-6.

5.3 Methane

Methane concentrations detected in the landfill vents located at the site were detected between <1% of the LEL and 16% of the LEL, indicating they are functioning.

Results of the methane monitoring are summarized in Table 3 (Appendix B).

6 Groundwater Monitoring Program Results

Groundwater was tested in accordance with the monitoring plan (Appendix C). The Site has both shallow and deep wells.

6.1 Groundwater Flow

Groundwater elevation contours for both flow in overburden and bedrock were interpolated based on depth to water measurements and well elevations. Results are presented in Figures 3 and 4 (Appendix A).

Shallow groundwater elevation monitoring indicates radial flow primarily towards the east (Figure 3, Appendix A), similar to previous analyses. As discussed in previous reports, a general upward vertical gradient near the surface water bodies suggests

shallow groundwater is discharging to surface water. Drainage ditches to the north, west, and east of the Site, as well as the southern wetland, may be influencing groundwater flow direction and acting as an intercept for leachate.

Bedrock groundwater elevation monitoring indicates a predominantly easterly flow from the currently active waste fill sites (Figure 4, Appendix A), similar to previous analyses.

6.2 Groundwater Quality

Results for the 2023 groundwater chemical analyses are presented in Tables 4 to 7 (Appendix B). Laboratory certificates of analysis are provided in Appendix H, and historical results are found in Appendix I.

6.2.1 Shallow Groundwater Observations

Shallow groundwater sample analysis results are found in Table 4 (Appendix B), with historical results in Appendix I. PFAS results are in Table 7 (Appendix B).

Compliance LIPs in the shallow groundwater are analyzed at leachate impacted well 11-2, and 11-3. Compliance well 11-1 measures compliance in the north. Southern compliance wells 91-1, 15-1, 91-3, and 15-2 measure compliance in the western CAZ. Eastern compliance wells MW106, MW202, and MW105 measures compliance in the eastern CAZ. Wells 11-4 and MW103 are used for background concentrations.

- Boron concentrations from background wells MW103 and 11-4 are significantly below the ODWS. Leachate impacted wells are below the ODWS, but elevated when compared to the background wells. Compliance well 11-1 in the north had concentrations an order of magnitude lower than the leachate impacted wells. The concentrations from the southern compliance wells in the Western CAZ, and the eastern compliance wells had boron concentrations below the ODWS but above the background wells.
- The background wells tested above the ODWS for DOC, as did the leachate impacted wells 11-2 and 11-3 (fall only). Well 11-1 which indicates compliance in the north was below the ODWS. In the Eastern CAZ, compliance well MW106 exceeded the ODWS, but compliance wells MW202 and MW105 did not.
- Results from all wells exceeded the OWDS for hardness.
- Samples from the leachate wells 11-2 and 11-3 had concentrations similar to background and the ODWS, similar to prior years. MW106 in the eastern CAZ showed concentrations above the ODWS. Elevated iron concentrations were

observed in 11-1 and 15-1, consistent with prior years.

- Background wells were generally below the ODWS for manganese except for MW103 which exceeded the ODWS in the spring. The leachate impacted wells exceeded the ODWS as well as 11-1 located north of the site. Generally concentrations of the other wells were similar to background.
- None of the shallow groundwater samples exceeded the ODWS for sulphate.
- Leachate well 11-2 exceeded the Heath Canada PFAS screening values for perfluorohexanoic acid (PFHxA) and Perfluoropentanoic acid (PFPeA), and the MECP Drinking Water Screening Values for Perfluorinated Chemicals. Compliance well MW106 also exceeded the Drinking Water Screening Values for the sum of all reported PFAS compound concentrations. Sample analyses results from compliance wells MW105 and MW202 are below guideline criteria.

Elevated levels of other parameters over criteria include alkalinity, chloride, TDS, barium, aluminium, and copper were noted in most wells, including background wells 11-4 and MW103.

6.2.2 Deep Groundwater Observations

Bedrock groundwater sample analysis results are found in Table 5 (Appendix B), with historical results in Appendix I. PFAS results are in Table 7 (Appendix B).

Compliance LIPs are measured leachate impacted well MW107 and compliance wells MW104, MW201, MW203, and MW301 in the Eastern CAZ. Residential wells at 379 and 572 Eden Grove Road are also monitored for compliance. MW102 is the deep background well.

- All wells tested below the ODWS for boron.
- Background well MW102 (spring), leachate impacted well MW107, compliance well MW203 (fall) and residential well 572 Eden Grove Road (fall) exceeded the OWDS for DOC. All other wells tested under the standard.
- All wells exceeded the OWDS for hardness.
- Background well MW102 tested above leachate impacted well MW107 in iron concentration. Compliance well MW104, MW203 (fall), and 379 Eden Grove Road exceeded the OWDS for iron. Compliance wells MW201, MW301, and 572 Eden Grove Road were below the ODWS for iron.
- Background well MW102, leachate impacted well MW107 (fall), compliance wells MW104 and MW203, and residential wells 379 and 572 Eden Grove Road exceeded the OWDS for manganese. Compliance wells MW201 did not

exceeded the ODWS for manganese.

- None of the deep groundwater samples exceeded the ODWS or PWQO for sulphate. The concentration in the leachate impacted well was an order of magnitude above the other wells.
- No Health Canada PFAS Screening Values were exceeded in the deep wells. Compliance well MW203 and MW301 analyses showed the presence of PFAS. The sum of all reported PFAS component concentrations exceeds the Ministry Drinking Water Screening Values for Perfluorinated Chemicals, however the one compound detected was below the Health Canada PFAS screening value, as well was the compound was not detected in the leachate well.
- .

Elevated levels of other parameters over criteria including hardness, TDS, aluminium, sodium, and uranium were noted.

Activities in this area include road salting, agricultural land use, and wetlands that may influence the groundwater chemistry. Additionally, the Site geochemistry is complex and variable, impacting the ability to differentiate landfill leachate impacts from other non-landfill related sources. As discussed in previous reports, PFAS assists as a leachate indicator over the existing Core LIPs given the high degree of background chemical variability in the area and potential background masking of impacts.

Based on the analysis above, the existing and proposed CAZ lands remain appropriate for maintaining the compliance of the site with the RUP.

7 Surface Water Monitoring Program

The surface water monitoring program was conducted in accordance with the monitoring plan (Appendix C).

7.1 Surface Water Flow

A wetland is located sought of the site, with north-easterly flow to small streams that meet the roadside ditch along the south side of County Rd 34 (Figure 2, Appendix A).

The north half of the property drains to smaller drainage ditches, located parallel to the east and west edges of the landfill, which flow into the roadside ditch along the south side of County Rd 34 (Figure 2, Appendix A). Groundwater is inferred to discharge to these ditches, based on the ditch depths, bedrock elevations, and groundwater elevations at the site.

7.2 Surface Water Quality

Results for the 2023 surface water chemical analyses are presented in Table 6 (Appendix B). Laboratory certificates of analysis are provided in Appendix H, and historical results are found in Appendix I.

Compliance LIPs for surface water north of the site are characterized by samples from background station SW4, and downstream stations SW8, SW12, SW14, and SW16. Compliance LIPs for surface water south of the site are characterized by samples from background station SW15, and downstream stations SW1, SW11, and SW13.

- None of the surface water station samples exceeded the PWQO, Table A: Assessment Criteria for Waste Disposal Sites, or Table B: Alternative Review Criteria for boron, DOC, hardness, manganese, or sulphate.
- Levels of iron above the PWQO were noted in background samples from all stations in both the spring and fall sampling. Iron in background station SW1, North Watercourse compliance stations SW8 (spring) and SW14 (spring), as well as South Watercourse stations SW11 (fall and spring) and SW15 (spring) exceeded the Table A: Assessment Criteria for Waste Disposal Sites.

As the samples collected from the downstream sampling locations had similar concentrations to the samples collected from the background sampling locations, we have inferred that the elevated iron concentrations are naturally occurring.

8 Reasonable Use Policy /Guideline B-7 Assessment and Action Plan

Additional groundwater CAZ lands were proposed to the east as shown on Figure 2. Further monitoring in 2023 indicates that the proposed CAZ may remain appropriate however including additional lands to the east may be advisable. The Township is working through the process of obtaining the CAZ.

The ECA requires that the Site follow the MECP Guideline B-7 “Incorporation of the Reasonable Use Concept into MOEE Groundwater Management Activities” to assess groundwater quality. Reasonable Use Limits (RULs) have been calculated for the analyzed parameters with corresponding ODWS for the overburden and bedrock aquifers and have been included in Tables 4 to 7, Appendix B.

Northern Property Boundary

Exceedances of the shallow RULs at the north compliance well MW105 are limited to hardness, TDS, aluminum (fall), barium (spring), and manganese (fall). Analyses shown no PFAS is detected above the reporting limit. Groundwater monitoring data confirms leachate is not migrating past the northern watercourse, and that leachate is discharging to the surface water, as discussed in previous AMRs. Therefore, the northern extent of the property is in compliance with the RUP, and surface water monitoring will be used to monitor ongoing compliance.

Eastern Property Boundary

Exceedances of the shallow RULs at the eastern compliance well MW106 are limited to alkalinity, DOC, hardness, TDS, barium, iron, and manganese (fall). Exceedances of the deep RULs at MW203 are limited to alkalinity, DOC (fall), hardness, and iron. Based on the presence of PFAS at this well location, exceedances of the RULs may be leachate related and the Site is not in compliance with the B-7 reasonable use policy at its eastern border.

Compliance well MW301 (installed in July 2021), the eastern most well within the proposed CAZ, did not exceed the RULs. PFAS was above detection limits in 2023, though the compound detected met the Health Canada Screening Value and was not detected in the leachate well and as such may not be related to the landfill. With the further proposed CAZ lands our interpretation is the site would be compliant with the RUP.

Northeastern Property Boundary

Exceedances of the shallow RULs at the northeastern extent of the property (MW202) have been reported for alkalinity (spring), hardness and TDS. Exceedances of the bedrock RUL (MW201) are limited to alkalinity, TDS, and sodium. PFAS analyses at this well does not indicate leachate impacts. Exceedances of the RULs at this location are anticipated to be related to background conditions. The site is compliant with the RUP on the northeastern border.

Northwestern Property Boundary

Exceedances of the overburden RULs at the northwestern extent of the property (11-3) have been reported for hardness, TDS, chloride, aluminum, iron, and manganese. Exceedances of the RULs may be related to landfill leachate. Based on our understanding of the groundwater/surface water interaction at the Site (see previous

AMRs), impacts are not anticipated to extend beyond the northern watercourse to the northwest of the Site.

Western Property Boundary

Compliance on the western property boundary is measure by residential well 572 Eden Grove Road. Exceedances of the RUL include alkalinity (fall), DOC (fall), hardness, TDS, manganese, and sodium (spring). Exceedances of the RULs at this location are anticipated to be related to background conditions. The site is compliant with the RUP on the western border.

Southern Property Boundary

Exceedances of the RUL to the south of the property (91-3 and 15-1) have been reported for alkalinity (15-1), DOC, hardness, TDS (15-1), iron, and manganese. Most of these parameters are expected to be related to background and/or agricultural activities. Groundwater in this vicinity is expected to discharge to the adjacent surface water body, therefore, the surface water monitoring program plays an important role in monitoring impacts and evaluating compliance. In our opinion the site meets the RUP along the southern portion of the boundary.

The purchase of additional CAZ to the east of the existing CAZ is underway. When the groundwater rights are purchased as indicated on the figure our conceptual understanding is that the site would be in compliance with guideline B-7. Further monitoring and evaluation of this compliance will be completed through 2024.

9 Conclusions and Recommendations

The Lansdowne Site is an active waste disposal site and transfer station which accepts non-hazardous solid waste, operating in compliance with the ECA. We offer the following conclusions for consideration:

- The site has a remaining capacity of 15,200 m^3 and an estimated remaining lifespan of approximately 4 years.
- Monitoring wells were observed to be in good to fair condition and in compliance with O. Reg. 903/90.

- Results of the PFAS analyses indicate non-compliance with the B-7 Reasonable Use Policy at the eastern boundary of the east CAZ, though in compliance at monitoring well MW301.

- Groundwater impacts to the south of the site are expected to discharge to the nearby wetland and southern drainage feature. Compliance to the south is determined by the surface water monitoring program.

Potential leachate impacts to the surface water appear to be limited within the site boundaries and the monitoring network. Leachate impacts may be masked by background loading of a number of indicator parameters. Concentrations of leachate indicators in downstream surface water stations do not appear to be leachate-related based on the surface water evaluation.

The following recommendations are provided for the Lansdowne WDS monitoring program:

- Purchase of the proposed lands to the northwest and to the east as indicated on Figure 1 Appendix A to extend the CAZ.
- After CAZ land purchase is complete, remove monitoring wells 11-6 and 11-7 from the sampling program as monitoring wells MW106, MW203 and MW301 characterize groundwater quality in the east.
- Remove monitoring well 91-4 from the sampling program as monitoring wells 91-1, 15-1, 15-2 and 91-3 provide coverage to the southwest.
- Remove monitoring wells MW104 and MW105 from the sampling program as delineation can be provided by monitoring wells MW201, MW202 and MW301.
- Remove 379 Eden Grove Road and 391 Eden Grove Road from the sampling plan based on results from 2021, 2022, and 2023 at MW301.
- Pending review of historic results, reduce the VOC sampling program to wells11-2, 11-3 and MW107, which are leachate wells or near to the waste mound (next sampling proposed for 2028).

All monitoring wells will remain part of the monitoring program and their necessity for continuation of use or abandonment per regulation 903 will be evaluated in the future.

10 References

Day, A. (2012-2013-2014). Annual Groundwater and Surface Water Monitoring Report for Lansdowne WDS (ECA No. 442003), Township of Leeds and the Thousand Islands.

JP2G Consultants Inc. (October 2012), 2011 Annual Report Lansdowne Waste Disposal Site ECA No. A442003., File No. 2083071E.

Jupe, F., Jackson, Ontario Department of Mines (1963). Map 2054, Gananoque Area.

Ministry of the Environment and Energy (July 1994). Provincial Water Quality Objectives (PWQO) from the Ministry of Environment and Energy's Water Management Policies & Guidelines.

Ministry of the Environment, (November 2010). Technical Guidance Document: Monitoring and Reporting for Waste Disposal Sites Groundwater and Surface Water.

Malroz Engineering Inc. (2017), 2015-2016 Annual Monitoring, Development and Operations Report

Malroz Engineering Inc. (2018), 2017 Annual Monitoring, Development and Operations Report

Malroz Engineering Inc. (2019), 2018 Annual Monitoring, Development and Operations Report

Malroz Engineering Inc. (2020), 2019 Annual Monitoring, Development and Operations Report

Malroz Engineering Inc. (2021), 2020 Annual Monitoring, Development and Operations Report

Malroz Engineering Inc. (2021), Development, Operations and Closure Plan and Transfer Station Design and Operations Plan for the Lansdowne Waste Disposal Site

Malroz Engineering Inc. (2022), 2021 Annual Monitoring, Development and Operations Report

Malroz Engineering Inc. (2023), 2022 Annual Monitoring, Development and Operations Report

Ministry of the Environment, Conservation and Parks (2021), Groundwater review summarized in “Memorandum: 2019 Annual Monitoring Report, Lansdowne Waste Disposal Site”

Ministry of the Environment, Conservation and Parks (2022), Groundwater review summarized in “Memorandum: 2020 Annual Report & Design and Operations Report, Lansdowne Waste Disposal Site”

Ministry of the Environment, Conservation and Parks (2022), Surface water review summarized in “Memorandum: 2020 AMR and Closure Plan, Lansdowne Waste Disposal Site”

Ministry of the Environment, Conservation and Parks (July 25, 2017). Drinking Water Screening Values for Perfluorinated Chemicals in Private Drinking Water Sources,

Ministry of the Environment (2016), Guideline B-7: Incorporation of the Reasonable Use Concept into MOEE Groundwater Management Activities.

Ontario Drinking Water Standards (ODWS) from Ontario Regulation 169/03 of the Safe Drinking Water Act (2002). Last amendment: O. Reg. 373/15.

Appendix A

Figures

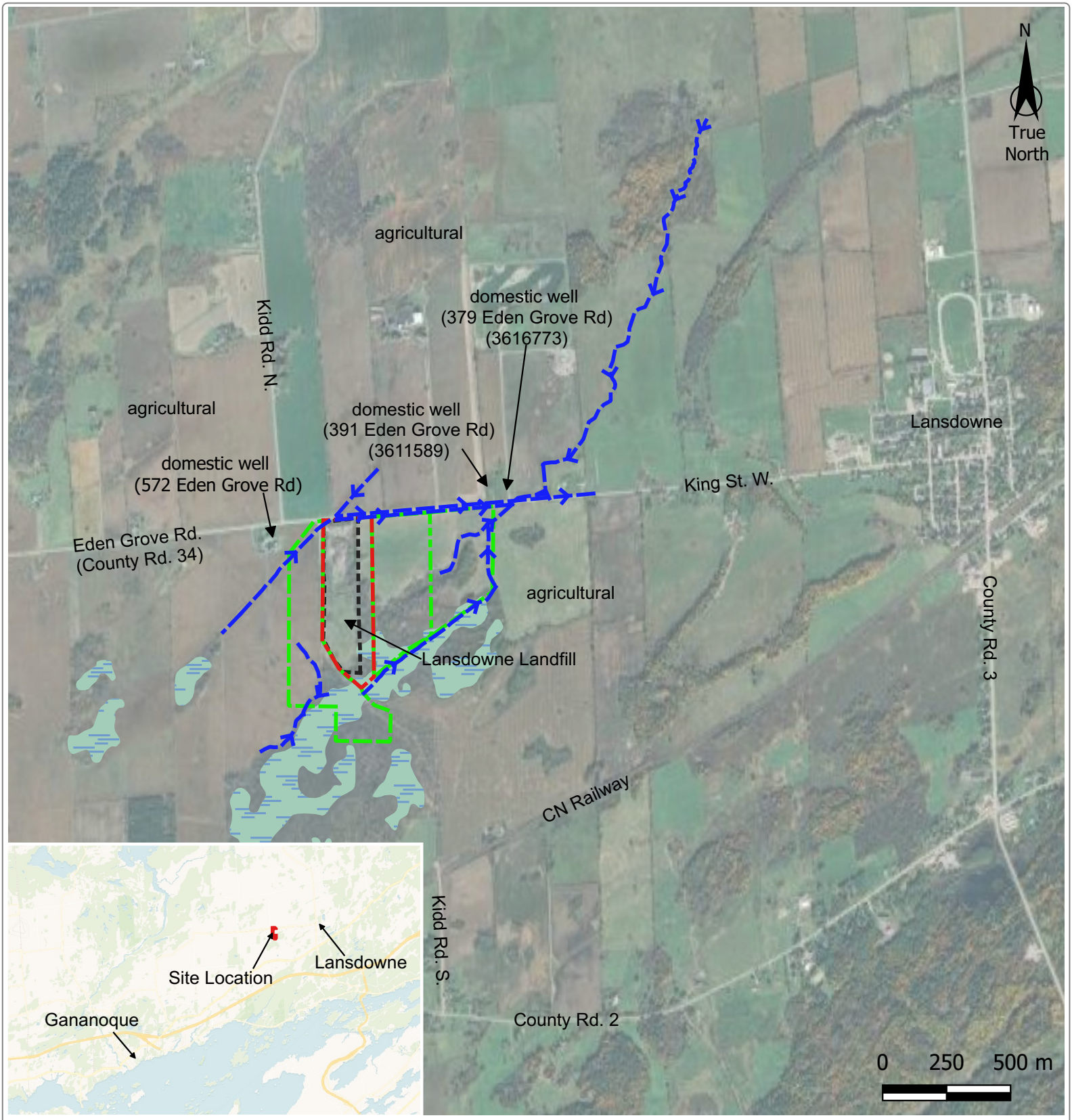

Legend

- approximate property boundary
- approximate CAZ
- approximate fence line
- stream
- wetlands

Rev	Date	Description	By	Chkd
R0	2024-04-26	issued in final	RG	ZL

Site Location

2023 Annual Monitoring Report
Lansdowne Waste Disposal Site
Township of Leeds and the Thousand Islands

File: 1037.00-142

Figure 1

MALROZ

Data Sources:Figure based on Malroz field observations and Google Earth imagery.

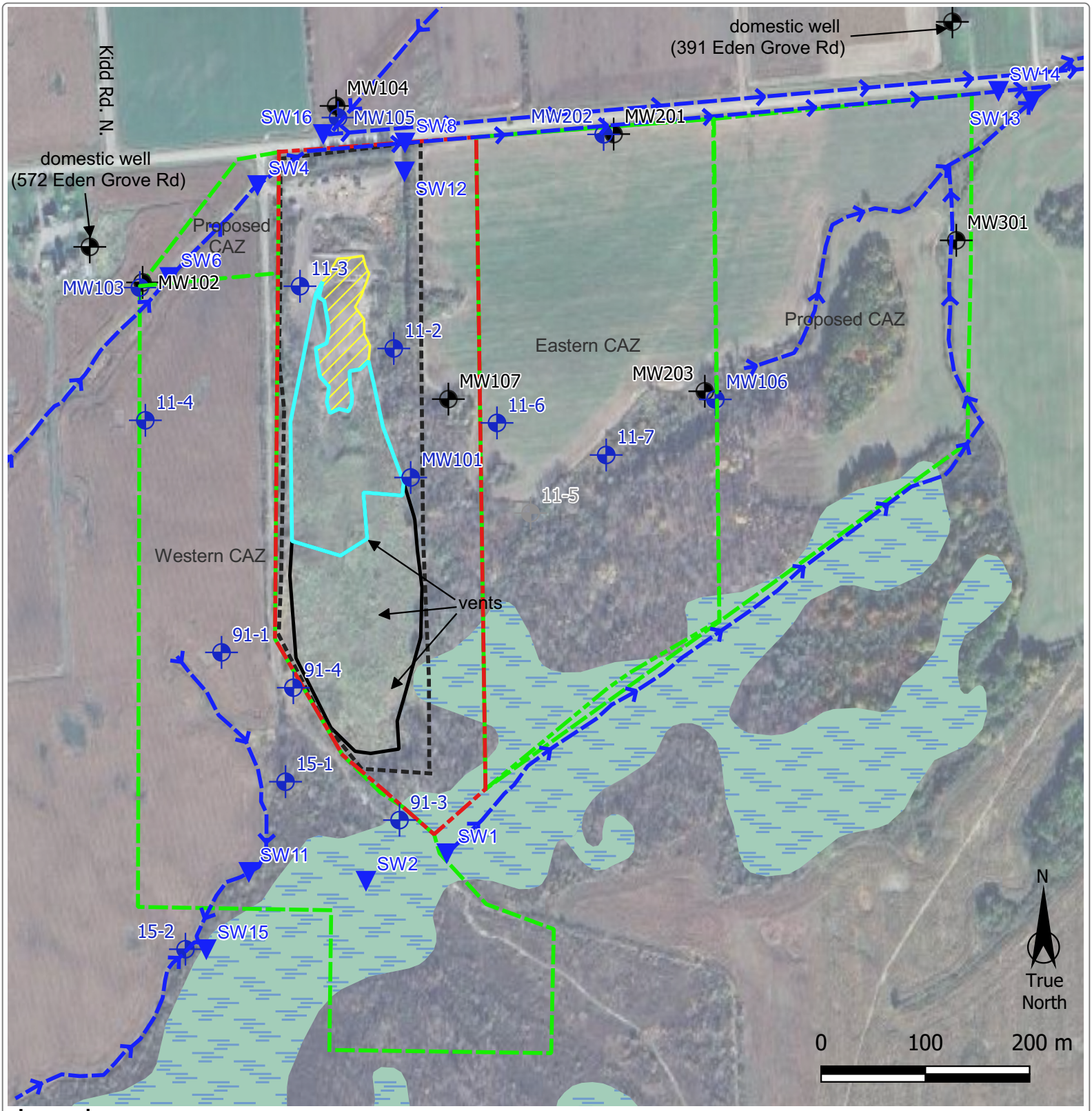

Legend

- approximate property boundary
- approximate CAZ
- approximate fence line
- approximate working face
- approximate area of waste with interm cap
- approximate area of waste with interm cap
- stream
- wetlands
- shallow monitoring well
- deep monitoring well
- damaged/destroyed monitoring well
- surface water station

Data Sources: Figure based on Malroz field observations and Google Earth imagery.

Rev	Date	Description	By	Chkd
R0	2024-04-26	issued in final	RG	ZL

Site Plan

2023 Annual Monitoring Report
Lansdowne Waste Disposal Site
Township of Leeds and the Thousand Islands

File: 1037.00-142

Figure 2

MALROZ

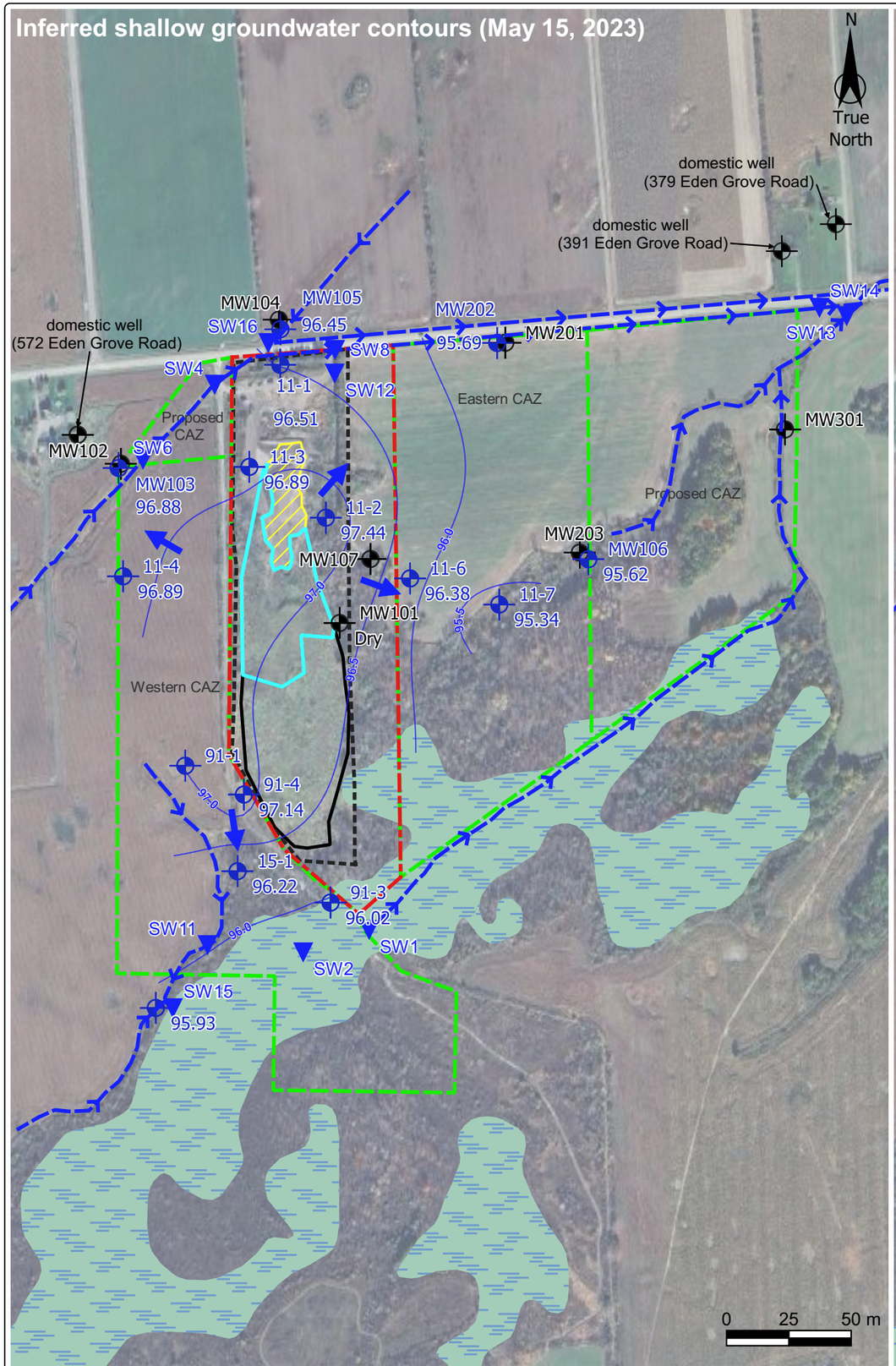

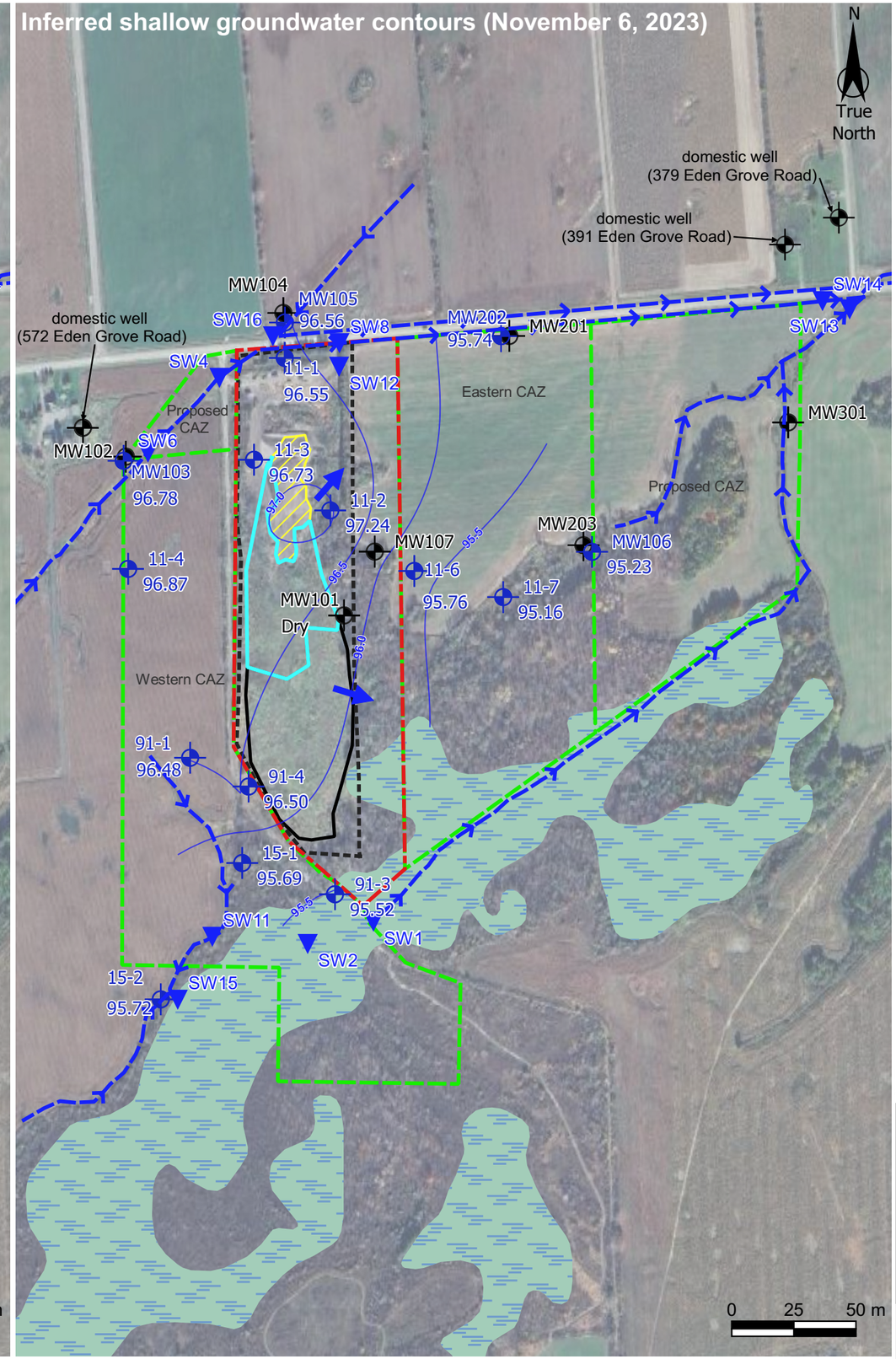

Legend

- approximate property boundary
- approximate CAZ
- approximate fence line
- approximate working face
- stream
- wetlands
- shallow monitoring well location and groundwater elevation
- deep monitoring well location and groundwater elevation
- inferred groundwater contours
- approximate area of waste with interm cap
- approximate area of waste with interm cap
- inferred groundwater flow direction

Data Sources: Figure based on Malroz field observations and Google Earth imagery.

Rev	Date	Description	By	Chkd
R0	2024-04-26	issued in final	RG	ZL

Inferred Shallow Groundwater Contours

2023 Annual Monitoring Report
Lansdowne Waste Disposal Site
Township of Leeds and the Thousand Islands

File: 1037.00-142

Figure 3

MALROZ

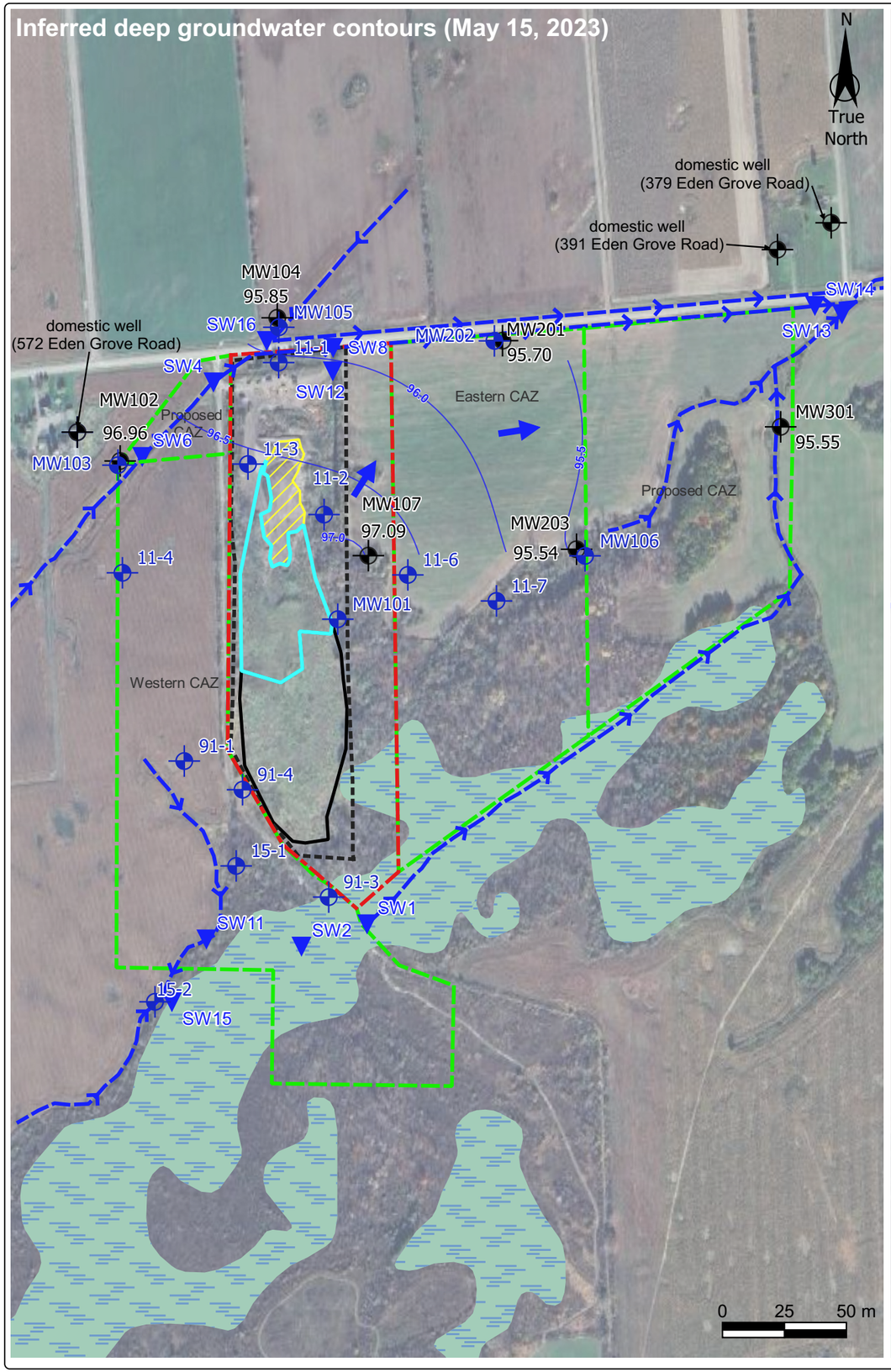

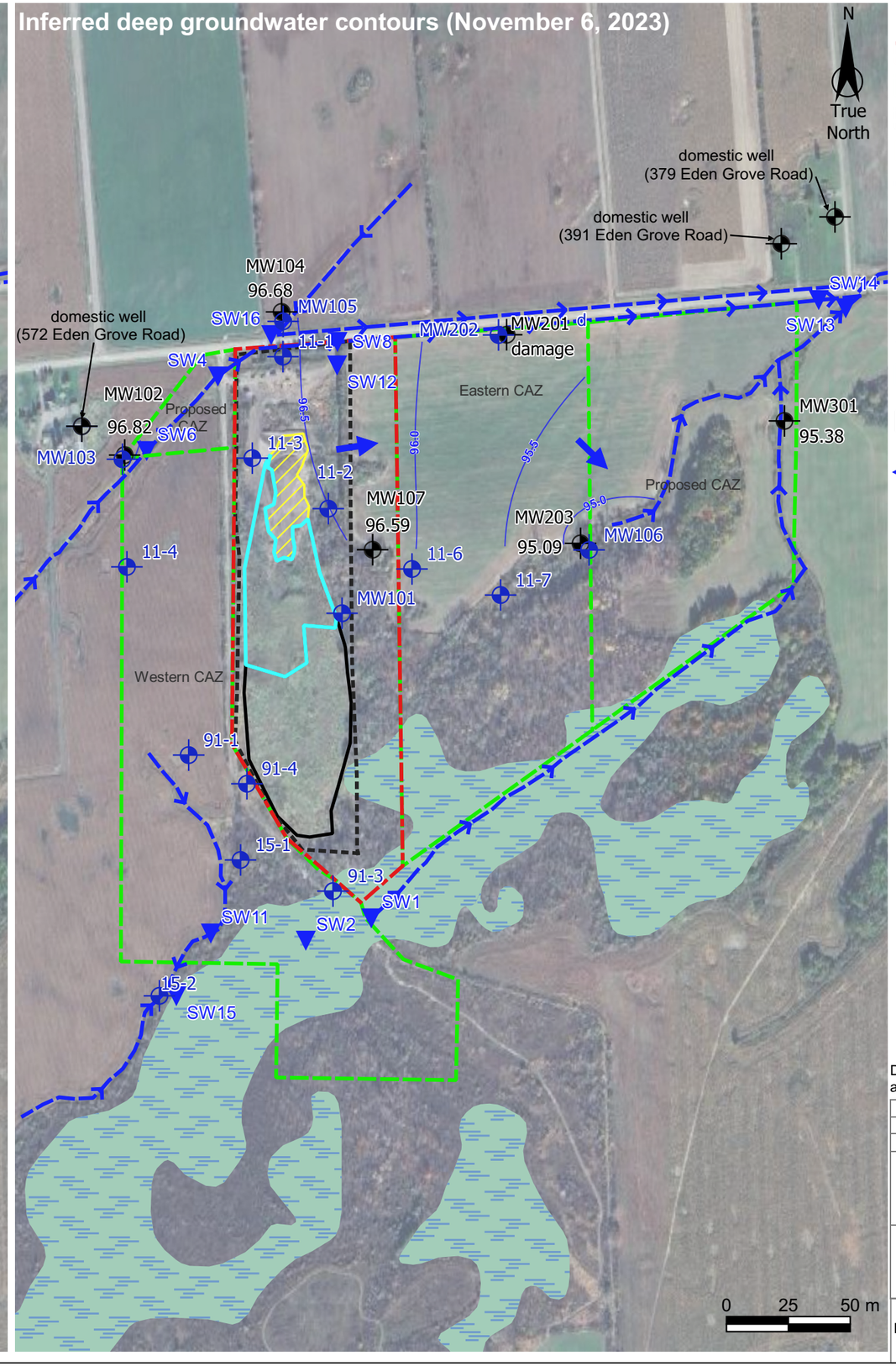

Legend

- approximate property boundary
- approximate CAZ
- approximate fence line
- approximate working face
- stream
- wetlands
- shallow monitoring well location and groundwater elevation
- deep monitoring well location and groundwater elevation
- inferred groundwater contours
- approximate area of waste with interm cap
- approximate area of waste with interm cap
- inferred groundwater flow direction

Data Sources: Figure based on Malroz field observations and Google Earth imagery.

Rev	Date	Description	By	Chkd
R0	2024-04-26	issued in final	RG	ZL

Inferred Deep Groundwater Contours

2023 Annual Monitoring Report
Lansdowne Waste Disposal Site
Township of Leeds and the Thousand Islands

File: 1037.00-142

Figure 4

MALROZ

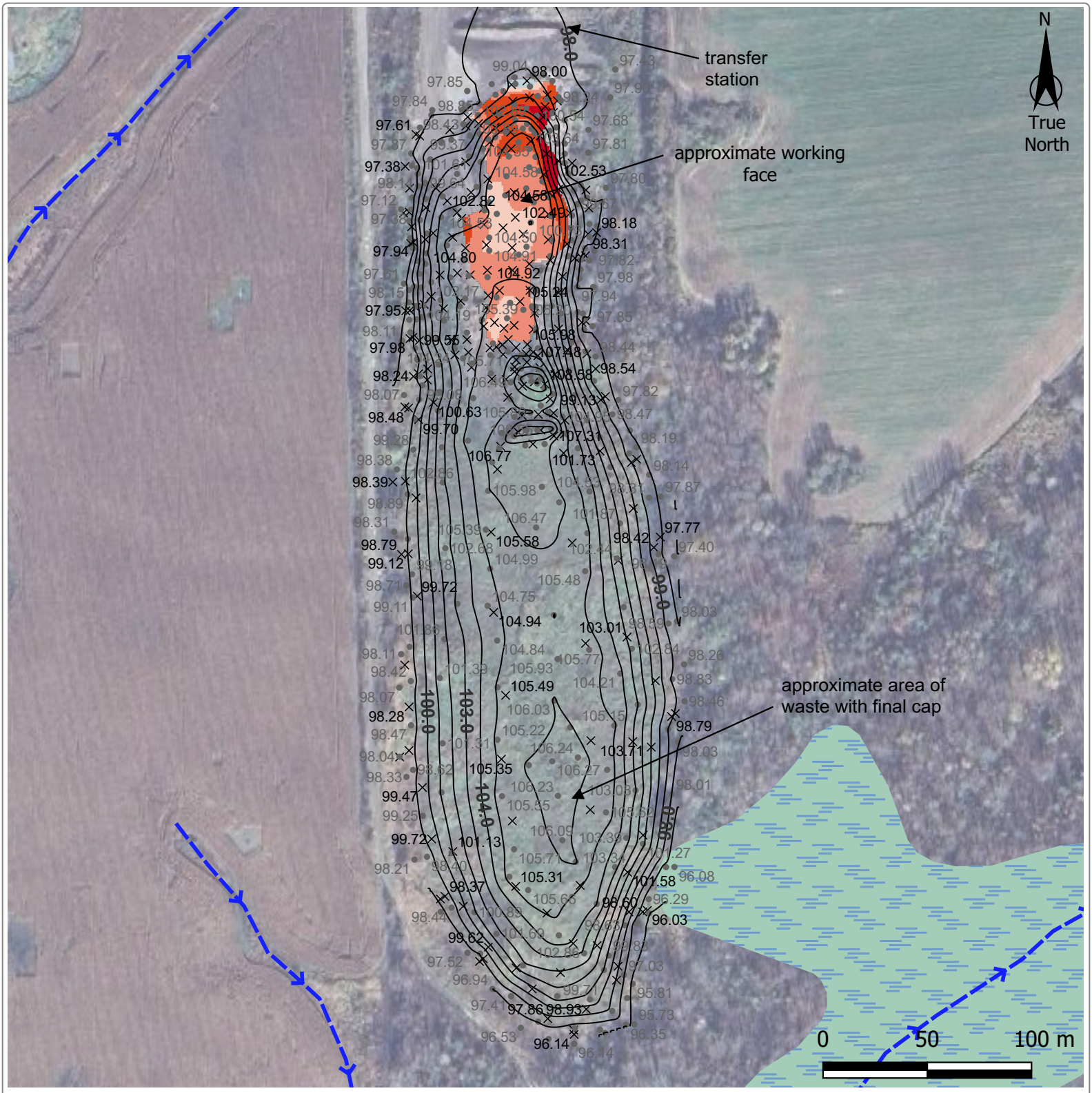

Legend

- waste contour (2023)
- × capacity survey point and elevation (2023)
- • capacity survey point and elevation (2022)
- stream
- wetlands

Current Waste Mound Compared to 2022 Waste Mound

- greater than 1.5 m above 2022 contour
- 1.5 to 0.5 m above 2022 contour
- 0.5 to 0 m above 2022 contour
- 0 to 0.5 m below 2022 contour
- 0.5 to 1.5 m below 2022 contour
- less than 1.5 m below 2022 contour

Rev	Date	Description	By	Chkd
R0	2024-04-26	issued in final	RG	ZL

Remaining Landfill Capacity (2023)

2023 Annual Monitoring Report
Lansdowne Waste Disposal Site
Township of Leeds and the Thousand Islands

File: 1037.00-142

Figure 5

MALROZ

Data Sources:Figure based on Malroz field observations and Google Earth imagery. Waste contours digitally interpolated based on Malroz survey data. Elevations adjusted as survey referenced was changed to geodetic using a GNSS Trimble R10

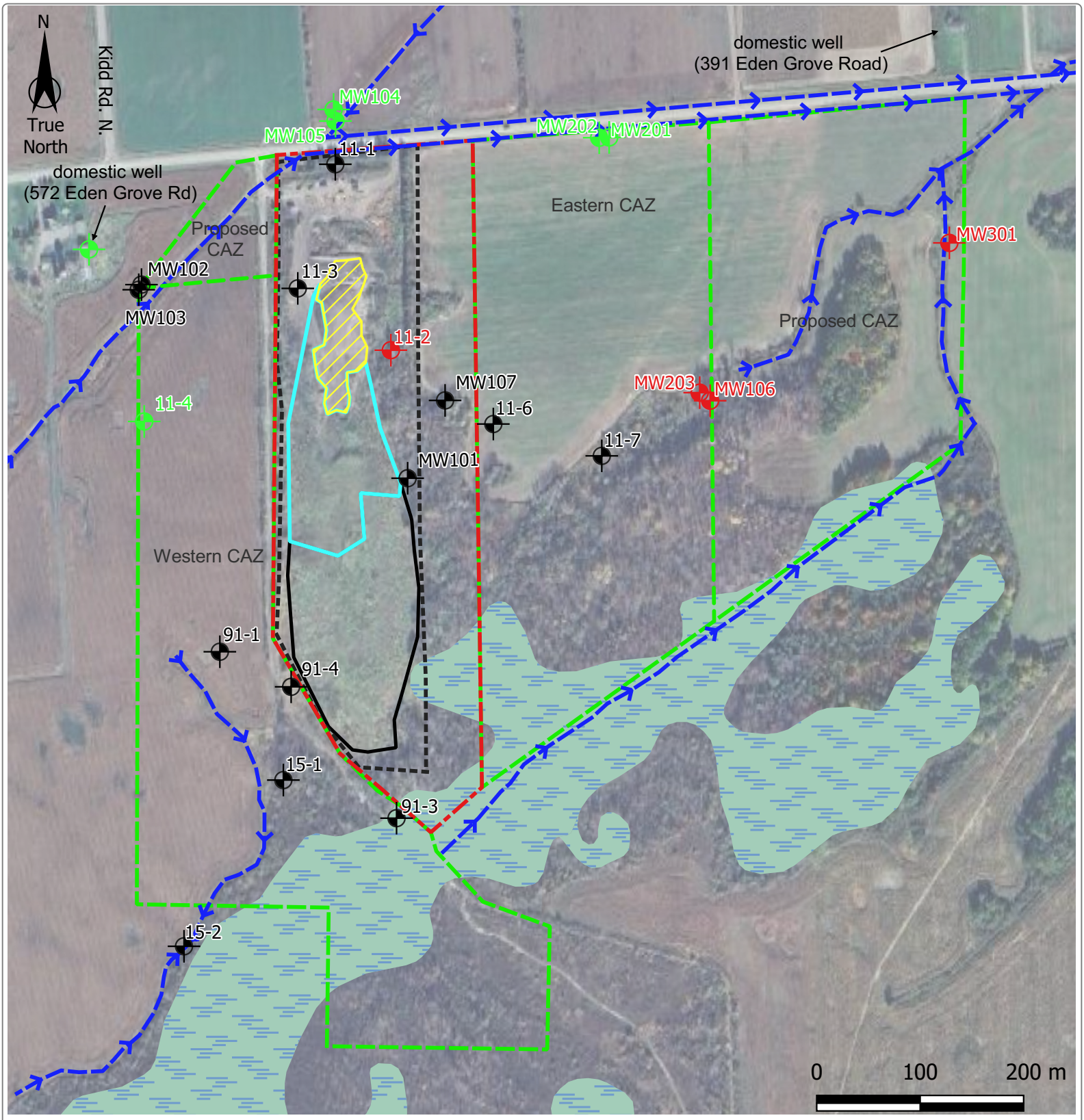

Legend

- approximate property boundary
- approximate CAZ
- approximate fence line
- stream
- wetlands
- existing monitoring well not sampled for PFAS
- red monitoring well containing PFAS at concentrations above MECP Drinking Water Screening Values for Perfluorinated Chemicals
- monitoring well meeting the MECP Drinking Water Screening Values for Perfluorinated Chemicals

Rev	Date	Description	By	Chkd
R0	2024-04-26	issued in final	RG	ZL

PFAS Screening Results

2023 Annual Monitoring Report
Lansdowne Waste Disposal Site
Township of Leeds and the Thousand Islands

File: 1037.00-142

Figure 6

MALROZ

Data Sources: Figure based on Malroz field observations and Google Earth imagery.

Appendix B

Tables

Table 1
Well Inspection Results

Location	UTMs (NAD83, Zone 18T) Northing	Easting	Well Type Protective Casing	Well Construction Material	Locked	Well Integrity Capped	Condition [1]	Well Observations [2]
11-1	4917187	416382	Steel Above Ground	50 mm schedule 40 PVC	Y	J-Plug	Good	-
11-2	4917006	416430	Steel Above Ground	50 mm schedule 40 PVC	Y	Slip cap	Good	-
11-3	4917061	416343	Steel Above Ground	50 mm schedule 40 PVC	Y	J-Plug	Good	-
11-4	4916942	416184	Steel Above Ground	50 mm schedule 40 PVC	Y	Slip Cap	Fair	broken hinge
11-6	4916938	416521	Steel Above Ground	50 mm schedule 40 PVC	Y	Slip Cap	Fair	casing shifted, can't close lid
11-7	4916895	416617	Steel Above Ground	50 mm schedule 40 PVC	Y	Slip Cap	Good	-
15-1	4916609	416336	Steel Above Ground	50 mm schedule 40 PVC	Y	J-Plug	Good	-
15-2	4916427	416234	Steel Above Ground	50 mm schedule 40 PVC	Y	J-Plug	Poor	needs development
91-1	4916714	416268	Steel Above Ground	32 mm schedule 40 PVC	Y	J-plug	Good	-
91-3	4916564	416427	Steel Above Ground	32 mm schedule 40 PVC	Y	J-Plug	Good	-
91-4	4916670	416341	Steel Above Ground	32 mm schedule 40 PVC	Y	J-Plug	Good	-
MW101	4916881	416447	Steel Above Ground	50 mm schedule 40 PVC	Y	J-Plug	Good	-
MW102	4917088	416178	Steel Above Ground	38 mm schedule 40 PVC	Y	J-Plug	Good	-
MW103	4917088	416177	Steel Above Ground	50 mm schedule 40 PVC	Y	J-Plug	Good	-
MW104	4917233	416371	Alum Flush with Grade	38 mm schedule 40 PVC	Y	J-Plug	Good	-
MW105	4917232	416371	Steel Above Ground	50 mm schedule 40 PVC	Y	J-Plug	Good	-
MW106	4916976	416743	Steel Above Ground	50 mm schedule 40 PVC	Y	J-Plug	Good	-
MW107	4916965	416479	Steel Above Ground	50 mm schedule 40 PVC	Y	J-Plug	Good	-
MW201	4917222	416640	Steel Above Ground	38 mm schedule 40 PVC	Y	J-Plug	Good	repaired on 2023/11/23
MW202	4917222	416639	Steel Above Ground	50 mm schedule 40 PVC	Y	J-Plug	Good	-
MW203	4916977	416742	Steel Above Ground	50 mm schedule 40 PVC	Y	J-Plug	Good	-
MW301	4917113	416984	Steel Above Ground	38 mm schedule 40 PVC	Y	J-Plug	Good	-

Notes:

[1] Well conditions ranked as: good (no maintenance required), fair (minor maintenance required), poor (requires maintenance or abandonment)
[2] Well inspection completed on May 15-17, 2023 and November 6-8, 2023
[3] Wells OW11R1 and BW4 were replaced by MW105 and MW106 on December 1, 2022 and will be surveyed in 2024
- not applicable

Data Input: RG
Data Check: PRK

Table 2
Surface Water Station Descriptions

Location	Coordinates (NAD 1983, UTM Zone 18N) 2023-05-15 to 17 Northing (m)	Easting (m)	2023-11-06 to 08 Northing (m)	Easting (m)	Flow Conditions 2023-05-15 to 17	2023-11-06 to 08	Notes
SW1	4916518	416491	4916518	416491	lentic	lentic	Located on the downstream side of the drainage feature flowing northeast from the marshy area south of the waste fill area. This location is downstream of the potentially impacted marsh south of the fill area.
SW11	4916509	416302	4916509	416302	lentic	lentic	Located in the marshy area south of the Site upstream of SW1 and SW2 and downstream of SW15.
SW15	4916390	416219	4916390	416219	lentic	lentic	Located in the marshy area south of the Site upstream of SW1, SW2 and SW11. SW15 is intended to represent background surface water quality for the southern surface water stations.
SW4	4917168	416314	4917168	416314	lotic	lentic	Located on the upstream (western) side of the culvert running under Kidd Road south. This location is downstream of the swale flowing northeast into the ditch along the southern side of County Road 34. Waters from SW4 flow into the County Road 34 ditch and east towards SW8.
SW8	4917808	416459	4917808	416459	lentic	lentic	Located in the drainage ditch along the southern side of County Road 34 at the northeast property boundary of the Site. The location is on the downstream (eastern) side of the culvert flowing under the exit to the Site. SW8 is downstream of SW4, SW12 and SW16.
SW12	4917177	416455	4917177	416455	-	lentic	Located in the drainage ditch running north-south along the eastern property boundary of the Site. Waters from SW12 flow north towards SW8 and into the ditch along County Road 34.
SW16	4917220	416380	4917220	416380	lotic	-	Located on the northern side of County Road 34 on the upstream (northern) side of the culvert running north-south under County Road 34. SW16 is intended to represent background surface water conditions for the northern portion of the Site and is upstream of SW8.
SW13	4917252	417054	4917252	417054	-	lentic	Located in the southern watercourse to the east of the landfill, downgradient from the south wetland and SW1. Located prior to confluence of north and south watercourses.
SW14	4917263	417059	4917263	417059	lentic	-	Located in the ditch running along the southern edge of County Road 34. SW14 is located upstream of the confluence of the southern and the northern watercourses. SW14 is downstream from SW4, SW8, SW12 and SW16. SW14 also receives waters discharged from the tile drain system located east of the Site.

Notes:
surface water station locations surveyed using a Garmin handheld GPS
- not applicable

Data Input: RG
Data Check: PRK

Table 3
Groundwater Monitoring Results

Location	DTW (mbTOP)	DTB (mbTOP)	TOP Elevation (masl) [1]	Grade Elevation (masl) [1]	Groundwater Elevation (masl)	Methane Concentrations (% LEL)	Purge Water Observations Colour	Odour	Sediment
2023-05-15 to 17 Bedrock Monitoring Wells									
MW102	1.39	8.70	98.35	97.47	96.96	<1	light brown	musty	trace
MW104	1.03	8.02	96.88	96.99	95.85	<1	-	-	-
MW107	1.19	9.30	98.28	97.40	97.09	nr	cloudy grey	none	some
MW201	1.67	6.82	97.37	96.59	95.70	<1	-	-	-
MW203	1.25	15.50	96.79	95.96	95.54	<1	cloudy grey	none	some
MW301	0.87	9.25	96.42	95.64	95.55	<1	-	-	-
2023-05-15 to 17 Overburden Monitoring Wells									
91-1	1.64	4.19	98.61	97.83	96.97	nr	cloudy brown	none	some
91-3	1.50	5.20	97.52	96.2	96.02	nr	cloudy	none	some
91-4	1.18	4.38	98.32	97.36	97.14	<1	cloudy grey	musty	trace
11-1	1.20	3.55	97.71	96.98	96.51	<1	grey	musty	abundant
11-2	1.50	2.28	98.94	98.34	97.44	nr	cloudy brown	none	some
11-3	1.20	3.15	98.09	97.39	96.89	<1	light brown	musty	trace
11-4	1.69	3.00	98.58	97.71	96.89	nr	cloudy brown	none	trace
11-6	1.59	2.70	97.97	97.01	96.38	nr	cloudy brown	sulfur	abundant
11-7	1.13	7.00	96.47	95.49	95.34	nr	cloudy brown	none	some
15-1	1.20	6.50	97.42	96.61	96.22	nr	cloudy grey	none	some
15-2	0.98	3.22	96.91	96.03	95.93	-	-	-	-
MW101	dry	3.85	101.75	100.84	-	-	-	-	-
MW103	1.50	4.60	98.38	97.43	96.88	<1	grey	musty	some
MW105	1.54	2.43	97.99	97.13	96.45	<1	-	-	-
MW106	1.08	9.70	96.70	95.87	95.62	<1	cloudy grey	none	some
MW202	1.67	4.09	97.36	96.6	95.69	nr	-	-	-
2023-05-15 to 17 Landfill Gas Vents									
North Vent	-	-	-	-	-	6	-	-	-
Middle Vent	-	-	-	-	-	2	-	-	-
South Vent	-	-	-	-	-	15	-	-	-
2023-11-06 to 08 Bedrock Monitoring Wells									
MW102	1.53	8.06	98.35	97.47	96.82	nr	cloudy grey	musty	abundant
MW104	0.20	8.00	96.88	96.99	96.68	nr	brown	none	some
MW107	1.69	9.27	98.28	97.40	96.59	nr	cloudy	none	abundant
MW201	damaged		97.37	96.59	-	-	-	-	-
MW203	1.70	15.51	96.79	95.96	95.09	<1	-	-	-
MW301	1.04	9.12	96.42	95.64	95.38	nr	-	-	-
2023-11-06 to 08 Overburden Monitoring Wells									
91-1	2.13	3.60	98.61	97.83	96.48	nr	cloudy grey	none	abundant
91-3	2.00	5.12	97.52	96.2	95.52	nr	cloudy grey	none	abundant
91-4	1.82	4.37	98.32	97.36	96.5	nr	cloudy grey	musty	abundant
11-1	1.16	2.88	97.71	96.98	96.55	nr	brown	musty	abundant
11-2	1.70	2.22	98.94	98.34	97.24	nr	-	-	-
11-3	1.36	3.19	98.09	97.39	96.73	nr	light brown	musty	abundant
11-4	1.71	2.98	98.58	97.71	96.87	nr	clear	none	none
11-6	2.21	2.56	97.97	97.01	95.76	nr	cloudy grey	none	abundant
11-7	1.31	6.95	96.47	95.49	95.16	<1	cloudy brown	sulfur	abundant
15-1	1.73	4.68	97.42	96.61	95.69	nr	cloudy brown	musty	abundant
15-2	1.19	3.20	96.91	96.03	95.72	nr	orange	musty	abundant
MW101	dry	3.85	101.75	100.84	-	-	-	-	-
MW103	1.60	4.59	98.38	97.43	96.78	nr	cloudy grey	none	abundant
MW105	1.43	2.40	97.99	97.13	96.56	nr	brown	none	some
MW106	1.47	9.61	96.7	95.87	95.23	nr	-	-	-
MW202	1.62	4.16	97.36	96.6	95.74	nr	-	-	-
2023-11-06 to 08 Landfill Gas Vents									
North Vent	-	-	-	-	-	11	-	-	-
Middle Vent	-	-	-	-	-	<1 [2]	-	-	-
South Vent	-	-	-	-	-	16	-	-	-

Notes:

Data Input: ZL
Data Check: PRK

LEL denotes lower explosive limit
nr indicates no respone
DTW depth to water
DTB depth to well bottom
\- not measured due to exclusion from sampling program or insufficient water
masl meters above mean sea level
mbTOP denotes meters below top of piezometer
[1] Survey completed on December 2, 2019, and August 31, 2021 (MW301) using a Trimble R10 GNSS
[2] Methane elimination was not taken therefore this value refers to full gas response

Table 4
Shallow Groundwater Analytical Results

																		South Wells					
					Location	11-4		MW103		11-2		11-3		91-4		91-1		15-1		91-3		15-2 [3]
					Sample ID	23-W029	23-W037	23-W004	23-W039	23-W018	23-W041	23-W006	23-W042	23-W022	23-W035	23-W024	23-W036	23-W025	23-W033	23-W019	23-W034	23-W032
					Date Sampled	2023-05-17	2023-11-07	2023-05-15	2023-11-08	2023-05-16	2023-11-07	2023-05-15	2023-11-06	2023-05-16	2023-11-07	2023-05-16	2023-11-07	2023-05-16	2023-11-07	2023-05-16	2023-11-07	2023-11-07
Parameters	**Units**	**RL (May 2023)**	**RL (Nov. 2023)**	**ODWS**		**2023 RUL (Shallow)**	**Background Western CAZ**		**Background Western CAZ**		**Leachate Impacted East**		**Leachate Impacted Northwest**		**Western CAZ**		**Complaince Western CAZ**		**Compliance Western CAZ**		**Compliance Western CAZ**	**Compliance Off-Site**
Alkalinity, total	mg/L	5	5	30-500	OG	**389**	167	212	378	**424**	**498**	346	**655**	**600**	**792**	**770**	325	340	**475**	**654**	257	263	290
Ammonia as N	mg/L	0.01	0.05				0.12	< 0.05	0.09	0.08	0.18	0.07	0.03	0.06	6.72	-	0.06	0.77	0.18	0.24	0.03	0.08	0.14
BOD	mg/L	3	3				< 3	< 3	< 3	< 3	< 3	< 3	< 3	< 3	< 3	< 3	< 3	4	< 3	3	< 3	< 3	4
Chemical Oxygen Demand	mg/L	5	5				61	9	150	26	66	43	46	61	75	184	48	36	261	165	7	< 5	128
Dissolved Organic Carbon	mg/L	0.2	0.2	5	AO	**4.8**	**8.6**	**6.6**	**5.4**	**6.1**	**12.4**	**15.3**	2.6	**7.3**	**7.8**	**16.3**	2.7	4.5	**7.2**	**8.7**	1.6	3.4	**11.1**
Conductivity	µmho/cm	1	1				435	748	1230	1680	1310	1620	2000	1740	1460	1400	697	708	964	1280	560	559	560
Hardness	mg/L	1	0.02	80-100	OG	**199**	**204**	**353**	**574**	**758**	**590**	**886**	**943**	**866**	**722**	**704**	**357**	**343**	**479**	**660**	**274**	**281**	**208**
pH	pH Units	-	-	6.5 - 8.5	OG		7.77	8.06	7.72	7.89	7.60	7.62	7.64	7.83	7.54	7.49	7.90	7.96	7.93	7.91	8.04	8.10	8.45
Phenolics	mg/L	0.001	0.001				< 0.001	< 0.001	< 0.001	< 0.001	< 0.001	< 0.001	< 0.001	< 0.001	< 0.001	< 0.001	< 0.001	< 0.001	< 0.001	< 0.001	< 0.001	< 0.001	< 0.001
Phosphorus, total	mg/L	0.01	0.01				0.23	0.09	0.25	-	0.32	0.06	1.27	0.56	2.29	7.53	2.95	5.67	4.47	8.56	0.14	1.52	2.29
Total Dissolved Solids	mg/L	1	3	500	AO	**430**	220	391.0	**648**	**918**	**661**	**888**	**1010**	**956**	**737**	**758**	352	368	**487**	**694**	283	290	290
Total Suspended Solids	mg/L	3	3				86	5.0	10100	6580	305	< 3	1310	1040	8020	14000	4150	4160	51900	36400	784	1570	2440
Total Kjeldahl Nitrogen	mg/L	0.1	0.1				0.4	0.6	< 0.1	1.6	1.9	1.2	0.6	0.6	7	11.4	0.5	4	0.5	1.8	0.1	0.2	2.5
Chloride	mg/L	0.5	0.5	250	AO		2.7	8.4	33.1	172	38.2	36.6	226	184	12.4	13.2	10.9	4.8	23.6	44.8	5.8	6.1	<0.5
Nitrate as N	mg/L	0.05	0.05	10	CS	**16.6**	12.3	**40.1**	**37.8**	**18.7**	1.36	1.85	< 0.5	< 0.05	< 0.5	0.09	7.45	9.71	0.17	0.09	0.08	0.05	0.36
Nitrite as N	mg/L	0.05	0.05	1	CS	**0.29**	< 0.05	< 0.05	< 0.5	< 0.05	< 0.5	< 0.05	< 0.5	< 0.05	< 0.5	< 0.05	< 0.05	< 0.05	< 0.05	< 0.05	< 0.05	< 0.05	< 0.05
Sulphate	mg/L	1	1	500	AO	**257**	9	15	94	173	179	-	133	124	17	14	16	8	33	28	37	35	21
Mercury	mg/L	0.00002	0.00002	0.001	CS	**0.00026**	< 0.00002	< 0.00002	< 0.00002	< 0.00002	< 0.00002	< 0.00002	< 0.00002	< 0.00002	< 0.00002	< 0.00002	< 0.00002	< 0.00002	< 0.00002	< 0.00002	< 0.00002	< 0.00002	0.00002
Aluminum	mg/L	0.01	0.01	0.1	OG	**0.070**	0.04	0.04	**0.08**	0.07	**0.1**	**0.09**	**0.11**	**0.08**	**0.11**	0.07	0.05	0.04	0.06	0.07	0.04	0.03	0.02
Arsenic	mg/L	0.0001	0.0001	0.01	CS	**0.0028**	0.0003	0.0003	0.0006	0.0007	0.0003	0.0003	0.0002	0.0005	**0.0069**	**0.0094**	< 0.0001	0.0002	0.0007	0.001	0.0001	0.0002	0.0004
Barium	mg/L	0.001	0.001	1	CS	**0.300**	0.036	0.062	0.128	0.126	0.115	0.217	0.199	0.179	**0.55**	**0.594**	0.124	0.126	**0.416**	**0.597**	**0.303**	**0.316**	0.126
Boron	mg/L	0.005	0.005	5	CS	**1.26**	< 0.005	0.009	0.045	0.058	0.693	1.14	0.304	0.17	0.622	0.648	0.009	0.015	0.198	0.328	0.108	0.12	0.077
Cadmium	mg/L	0.000010	0.000015	0.005	CS	**0.0013**	< 0.000010	< 0.000015	0.000018	0.000018	0.00003	0.000045	0.000017	< 0.000015	< 0.000012	< 0.000015	0.000213	0.000101	< 0.000010	< 0.000015	< 0.000010	< 0.000015	< 0.000015
Calcium	mg/L	0.02	0.02				49.4	83.2	145	189	185	281	208	186	180	179	82.3	80.6	102	141	64.7	66.6	25.7
Chromium	mg/L	0.001	0.001	0.05	CS	**0.013**	< 0.001	< 0.001	< 0.001	< 0.001	< 0.001	< 0.001	< 0.001	< 0.001	< 0.001	< 0.001	0.002	< 0.001	< 0.001	< 0.001	< 0.001	< 0.001	< 0.001
Cobalt	mg/L	0.0001	0.0001				0.0002	0.0002	0.0006	0.0005	0.0004	0.0008	0.0031	0.0015	0.0061	0.0055	0.0016	0.0053	0.0006	0.0011	0.0001	0.0002	0.0003
Copper	mg/L	0.0001	0.0001	1	AO	**0.5**	0.0033	0.0025	0.0058	0.0054	0.0031	0.0039	0.0013	0.0014	0.0002	0.0006	0.0006	0.0027	0.0004	0.0009	0.0002	0.0006	0.004
Iron	mg/L	0.005	0.005	0.3	AO	**0.18**	0.009	< 0.005	< 0.005	0.02	**0.329**	0.06	0.065	**0.225**	**17**	**17.2**	< 0.005	0.021	**2.04**	**3.58**	**0.366**	**0.364**	0.052
Lead	mg/L	0.00002	0.00002	0.01	CS	**0.003**	< 0.00002	0.00002	0.00006	0.00005	0.00004	< 0.00009	0.00005	0.00012	< 0.00004	0.00003	< 0.00002	0.00007	0.00006	0.00009	< 0.00002	0.00003	0.00006
Magnesium	mg/L	0.02	0.02				19.6	35.4	51.5	69.5	31	44.7	103	97.5	66.3	62.5	36.7	34.5	54.4	74.9	27.2	27.8	34.9
Manganese	mg/L	0.001	0.001	0.05	AO	**0.027**	0.005	< 0.001	**0.453**	**0.089**	**0.62**	**0.257**	**0.38**	**0.173**	**0.101**	**0.088**	0.001	**0.097**	**0.123**	**0.167**	**0.064**	**0.07**	0.01
Potassium	mg/L	0.1	0.1				0.9	1.2	6.7	7.2	13	15.2	3	3.3	16.1	17.4	1	2.6	2.7	3.4	1.6	1.8	2
Silver	mg/L	0.0001	0.0001				< 0.0001	< 0.0001	< 0.0001	< 0.0001	< 0.0001	< 0.0001	< 0.0001	< 0.0001	< 0.0001	< 0.0001	< 0.0001	< 0.0001	< 0.0001	< 0.0001	< 0.0001	< 0.0001	< 0.0001
Sodium	mg/L	0.2	0.2	200	AO [1]	**63**	8.2	14.0	34.2	**71.7**	50.3	59.7	**68.6**	**63.6**	44.2	42	12.3	12.9	28.4	40.9	13.8	14.9	53.3
Strontium	mg/L	0.001	0.001				0.22	0.38	0.756	0.901	1.45	1.9	0.787	0.745	0.946	0.926	0.365	0.3562	1.07	1.58	0.673	0.683	0.511
Uranium	mg/L	0.00005	0.00005	0.02	CS	**0.01**	0.00076	0.00162	0.00181	0.00454	0.00194	0.00134	0.00472	0.00794	0.00038	0.00034	0.00122	0.00138	0.00105	0.00135	0.00015	0.00016	0.00648
Vanadium	mg/L	0.0001	0.0001				0.0019	0.0022	0.0019	0.0023	0.0002	< 0.0004	0.0005	0.0007	0.0007	0.0008	0.0004	0.0008	0.0001	0.0002	< 0.0001	0.0002	0.0003
Zinc	mg/L	0.005	0.005	5	AO	**2.5**	< 0.005	0.005	< 0.005	0.011	< 0.005	0.009	< 0.005	< 0.005	< 0.005	0.005	< 0.005	0.005	< 0.005	< 0.005	< 0.005	< 0.005	< 0.005
pH (field)	pH units	-	-	6.5 - 8.5	OG		8.15	7.15	7.64	6.80	7.57	-	7.52	7.54	6.64	6.50	7.12	7.7	7.69	7.98	8.32	8.33	-
Temperature (field)	°C	-	-	15	AO		9.03	12.40	8.15	9.72	12.22	-	9.38	11.19	9.72	10.41	12.50	11.17	8.75	10.60	9.99	11.11	-
Dissolved Oxygen (field)	mg/L	-	-				4.60	5.34	4.81	3.14	7.88	-	4.94	0.00	0.02	2.29	4.47	0.00	2.08	4.75	4.01	2.30	-
Conductivity (field)	mS/cm	-	-				0.388	0.741	116	1.70	1.32	-	1.90	1.76	1.33	1.35	0.635	0.684	0.897	1.32	0.536	0.648	-
Ammonia, unionized (field)	mg/L	0.01	0.01				0.014	<0.01	<0.01	0.029	0.179	-	<0.01	0.056	2.031	-	0.060	0.712	<0.01	0.199	0.016	0.074	-

(cont.)

Notes: AO indicates aesthetic objective, OG indicates operational guideline,
and CS indicates chemical standards
RL denotes reporting limit
RUL is Reasonable Use Limit as described by Guideline B-7
Orange shading denotes concentration exceeds the 2003 Ontario Drinking Water Quality Standards (as updated in 2020)
Data in bold denotes exceedance of RUL
- denotes not analyzed
Groundwater samples analyzed for metals were field filtered using 0.45 micron

MW101 had insufficient water for sampling in May and November
[1] The local medical health officer should be notified when the sodiumconcentration exceeds 20 mg/L
[2] Unionized Ammonia calculated using field parameters for pH and temperature
[3] Unable to sample well 15-2 in May due to a presumed blockage.

Table 4
Shallow Groundwater Analytical Results

							East Wells						North Wells								
						Location	11-6		11-7		MW106		11-1		MW202			MW105		QAQC	
						Sample ID	23-W002	23-W047	23-W016	23-W048	23-W014	23-W049	23-W005	23-W043	23-W010	23-W011	23-W051	23-W008	23-W045	23-W031	23-W061
						Date Sampled	2023-05-15	2023-11-06	2023-05-16	2023-11-06	2023-05-16	2023-11-06	2023-05-15	2023-11-07	2023-05-15	2023-05-15	2023-11-06	2023-05-15	2023-11-06	2023-05-17	2023-11-08
Parameters	**Units**	**RL (May 2023)**	**RL (Nov. 2023)**	**ODWS**		**2023 RUL (Shallow)**	**Eastern CAZ**		**Eastern CAZ**		**Compliance Eastern CAZ**		**Compliance On-Site North**		**Compliance Eastern CAZ**			**Compliance Off-Site North**		**Field Blank**	
Alkalinity, total	mg/L	5	5	30-500	OG	**389**	287	280	**501**	**428**	**589**	**579**	**747**	**703**	**390**	388	384	365	365	< 5	< 5
Ammonia as N	mg/L	0.01	0.05				0.04	0.09	0.77	0.84	0.36	0.30	0.09	0.06	< 0.01	0.02	0.05	< 0.01	< 0.05	< 0.01	-
BOD	mg/L	3	3				< 3	7	< 3	5	< 3	4	< 3	< 3	< 3	< 3	< 3	< 3	< 3	< 3	< 3
Chemical Oxygen Demand	mg/L	5	5				117	13	67	26	38	15	200	209	6	5	< 5	5	< 5	< 5	< 5
Dissolved Organic Carbon	mg/L	0.2	0.2	5	AO	**4.8**	**6.9**	**7.6**	**10.1**	**13.4**	**6.1**	**8.9**	1.4	4.7	1.1	< 0.2	2.3	0.9	2.6	**7.6**	0.2
Conductivity	µmho/cm	1	1				818	865	1160	929	1290	1240	3350	3030	1270	1260	1330	1230	1010	< 1	< 1
Hardness	mg/L	1	0.02	80-100	OG	**199**	**314**	**357**	**528**	**496**	**520**	**598**	**1410**	**1240**	**499**	**514**	**528**	**563**	**487**	38	0.17
pH	pH Units	-	-	6.5 - 8.5	OG		7.79	7.84	8.02	8.03	7.95	8.09	7.51	7.49	7.99	8.01	8.08	7.93	8.07	6.14	5.83
Phenolics	mg/L	0.001	0.001				< 0.001	< 0.001	< 0.001	< 0.001	< 0.001	< 0.001	< 0.001	< 0.001	< 0.001	< 0.001	< 0.001	< 0.001	< 0.001	< 0.001	-
Phosphorus, total	mg/L	0.01	0.01				0.28	0.32	0.59	0.46	1.08	0.05	6.82	9.75	0.01	0.01	0.02	0.02	3.36	0.01	-
Total Dissolved Solids	mg/L	1	3	500	AO	**430**	413	**457**	**611**	**493**	**680**	**670**	**1675**	**1690**	**669**	**664**	**719**	**648**	**542**	< 1	< 3
Total Suspended Solids	mg/L	3	3				735	218	455	506	5980	23	23200	32500	5	8	4	5	29400	90	-
Total Kjeldahl Nitrogen	mg/L	0.1	0.1				0.3	0.8	1.4	1.5	0.8	0.8	0.7	0.7	0.2	0.1	0.1	0.2	0.2	< 0.1	-
Chloride	mg/L	0.5	0.5	250	AO		35.8	44.9	88.9	53.2	78.9	75.1	742	638	167	166	197	173	105	< 0.5	< 0.5
Nitrate as N	mg/L	0.05	0.05	10	CS	**16.6**	0.12	1.78	< 0.5	0.17	< 0.5	0.09	< 0.5	< 0.40	3.06	2.97	2.06	< 0.5	0.06	< 0.05	< 0.05
Nitrite as N	mg/L	0.05	0.05	1	CS	**0.29**	< 0.05	< 0.05	< 0.5	< 0.05	< 0.5	< 0.05	< 0.5	< 0.40	< 0.5	< 0.5	< 0.05	< 0.5	< 0.05	< 0.05	< 0.05
Sulphate	mg/L	1	1	500	AO	**257**	98	117	12	8	12	14	52	58	26	26	28	35	36	< 1	< 1
Mercury	mg/L	0.00002	0.00002	0.001	CS	**0.00026**	< 0.00002	< 0.00002	< 0.00002	< 0.00002	< 0.00002	< 0.00002	< 0.00002	< 0.00002	< 0.00002	< 0.00002	< 0.00002	< 0.00002	< 0.00002	< 0.00002	-
Aluminum	mg/L	0.01	0.01	0.1	OG	**0.070**	0.05	0.05	0.07	0.06	0.06	0.05	**0.16**	**0.09**	0.06	0.06	0.05	0.07	**0.08**	< 0.01	< 0.01
Arsenic	mg/L	0.0001	0.0001	0.01	CS	**0.0028**	0.0006	0.0003	0.0001	0.0004	0.0002	0.0002	**0.0045**	**0.006**	0.0001	0.0001	0.0002	0.0001	0.0001	0.0002	< 0.0001
Barium	mg/L	0.001	0.001	1	CS	**0.300**	0.051	0.066	**0.573**	**0.499**	**0.845**	**1.04**	**0.894**	**0.83**	**0.49**	**0.504**	**0.551**	**0.324**	**0.327**	0.021	< 0.001
Boron	mg/L	0.005	0.005	5	CS	**1.26**	0.326	0.24	0.07	0.067	0.272	0.326	0.042	0.05	0.045	0.045	0.06	0.047	0.06	0.037	< 0.005
Cadmium	mg/L	0.000010	0.000015	0.005	CS	**0.0013**	< 0.000012	0.000036	< 0.000012	< 0.000015	< 0.000012	< 0.000015	< 0.000029	<0.000030	< 0.000012	< 0.000012	< 0.000015	< 0.000012	< 0.000015	< 0.000010	< 0.000015
Calcium	mg/L	0.02	0.02				79.7	92.4	106	107	76.4	101	304	279	85.2	87.5	92.5	107	96	3.9	0.02
Chromium	mg/L	0.001	0.001	0.05	CS	**0.013**	< 0.001	< 0.001	< 0.001	< 0.001	< 0.001	< 0.001	< 0.001	< 0.001	0.002	0.002	0.002	< 0.001	< 0.001	< 0.001	-
Cobalt	mg/L	0.0001	0.0001				0.0003	0.0003	0.0001	0.0003	< 0.0001	0.0002	0.0058	0.0055	< 0.0001	< 0.0001	0.0002	0.0002	0.0002	< 0.0001	-
Copper	mg/L	0.0001	0.0001	1	AO	**0.5**	0.001	0.0023	0.0003	0.0005	0.0002	0.0008	0.0015	0.0016	0.0004	0.0004	0.0017	0.0003	0.001	0.0009	-
Iron	mg/L	0.005	0.005	0.3	AO	**0.18**	0.034	0.011	**2.45**	**2.67**	**0.662**	**0.943**	**10**	**9.24**	< 0.005	< 0.005	< 0.005	0.036	0.085	< 0.005	< 0.005
Lead	mg/L	0.00002	0.00002	0.01	CS	**0.003**	0.00005	0.00007	< 0.00004	0.00006	< 0.00004	0.00006	0.00034	< 0.00009	< 0.00004	< 0.00004	< 0.00002	< 0.00004	0.00011	< 0.00002	-
Magnesium	mg/L	0.02	0.02				27.8	30.6	64.1	55.7	80	84	157	132	69.7	71.8	72.1	71.9	60	6.79	0.03
Manganese	mg/L	0.001	0.001	0.05	AO	**0.027**	**0.036**	0.009	**0.074**	**0.137**	0.022	**0.029**	**1.86**	**1.77**	< 0.001	< 0.001	0.001	**0.055**	0.008	0.008	< 0.001
Potassium	mg/L	0.1	0.1				0.9	2.1	3.2	3.3	3.2	3.6	2.5	2.7	1.9	1.9	2.3	2.2	2.5	1.3	< 0.1
Silver	mg/L	0.0001	0.0001				< 0.0001	< 0.0001	< 0.0001	< 0.0001	< 0.0001	< 0.0001	< 0.0001	< 0.0001	< 0.0001	< 0.0001	< 0.0001	< 0.0001	< 0.0001	< 0.0001	-
Sodium	mg/L	0.2	0.2	200	AO [1]	**63**	59.4	53.9	20.6	19	44.7	52	**159**	**175**	**68.7**	**70.2**	**79.2**	39.9	34.3	6.6	< 0.2
Strontium	mg/L	0.001	0.001				0.219	0.237	1.12	0.944	2.01	2.23	1.63	1.45	0.808	0.832	0.871	0.85	0.717	0.05	< 0.001
Uranium	mg/L	0.00005	0.00005	0.02	CS	**0.01**	0.00086	0.00046	0.00009	0.00007	0.00017	<0.00005	0.00315	0.0027	0.00307	0.00296	0.00339	0.00256	0.00264	0.00159	-
Vanadium	mg/L	0.0001	0.0001				0.0011	0.0013	0.0002	0.0003	< 0.0001	0.0002	0.0011	<0.0004	0.0005	0.0005	0.0007	0.0002	0.0009	0.0009	-
Zinc	mg/L	0.005	0.005	5	AO	**2.5**	< 0.005	< 0.005	< 0.005	0.006	< 0.005	<0.005	< 0.005	0.005	< 0.005	< 0.005	< 0.005	< 0.005	0.005	< 0.005	< 0.005
pH (field)	pH units	-	-	6.5 - 8.5	OG		7.78	-	8.09	7.52	8.14	7.01	7.39	7.92	6.88	6.88	7.53	7.04	8.12	-	-
Temperature (field)	°C	-	-	15	AO		10.46	-	9.85	9.91	10.12	9.30	9.24	9.09	15.64	15.64	10.16	15.53	13.60	-	-
Dissolved Oxygen (field)	mg/L	-	-				5.43	-	2.38	0.00	3.90	0.22	7.81	8.74	0.24	0.24	0.00	0.00	7.01	-	-
Conductivity (field)	mS/cm	-	-				0.755	-	1.05	0.928	1.06	1.22	3.14	0.00	1.08	1.08	1.33	1.01	1.10	-	-
Ammonia, unionized (field)	mg/L	0.01	0.01				0.032	-	0.320	0.337	0.216	0.043	0.019	0.010	<0.01	0.020	0.027	<0.01	<0.01	-	-

Notes: AO indicates aesthetic objective, OG indicates operational guideline,
and CS indicates chemical standards
RL denotes reporting limit
RUL is Reasonable Use Limit as described by Guideline B-7
Orange shading denotes concentration exceeds the 2003 Ontario Drinking Water Quality Standards (as updated in 2020)
Data in bold denotes exceedance of RUL
- denotes not analyzed
Groundwater samples analyzed for metals were field filtered using 0.45 micron

MW101 had insufficient water for sampling in May and November
[1] The local medical health officer should be notified when the sodiumconcentration exceeds 20 mg/L
[2] Unionized Ammonia calculated using field parameters for pH and temperature
[3] Unable to sample well 15-2 in May due to a presumed blockage.

Data Input: RG
Data Check: NB

Table 5
Deep Groundwater Analytical Results

						Location	MW102		MW107		MW104		MW201 [4]	MW203		MW301 [5]			379 Eden Grove Road	572 Eden Grove Road		QA/QC	
						Sample ID	23-W003	23-W038	23-W017	23-W046	23-W007	23-W044	23-W009	23-W015	23-W050	23-W013	23-W053	23-W052	23-W026	23-W027	23-W040	23-W031	23-W061
						Date Sampled	2023-05-15	2023-11-08	2023-05-16	2023-11-07	2023-05-15	2023-11-06	2023-05-15	2023-05-16	2023-11-06	2023-05-16	2023-11-06	2023-11-06	2023-05-17	2023-05-17	2023-11-06	2023-05-17	2023-11-08
Parameters	**Units**	**RL (May 2023)**	**RL (Nov. 2023)**	**ODWS**		**2023 RUL (BR)**	**Background**		**Leachate Impacted**		**Compliance North Off-Site**		**Compliance Eastern CAZ**	**Compliance Easterm CAZ**		**Compliance Eastern CAZ**			**Residential**	**Residential**		**Field Blank**	
Alkalinity, total	mg/L	5	5	30 - 500	OG	**447**	418	405	**880**	**862**	359	354	**519**	**453**	**472**	322	338	341	350	424	**506**	< 5	< 5
Ammonia as N	mg/L	0.01	0.05				0.07	< 0.05	0.02	< 0.05	0.02	< 0.05	< 0.01	0.01	0.11	0.03	< 0.05	< 0.05	0.02	0.25	0.38	< 0.01	-
BOD	mg/L	3	3				< 3	< 3	< 3	< 3	< 3	< 3	< 3	< 3	< 3	< 3	< 3	< 3	< 3	< 3	< 3	< 3	< 3
Chemical Oxygen Demand	mg/L	5	5				72	17	57	52	6	< 5	< 5	8	< 5	< 5	5	5	12	16	8	< 5	< 5
Dissolved Organic Carbon	mg/L	0.2	0.2	5	AO	**4.8**	**5.4**	**5.0**	**5.7**	**7.5**	1.3	2.3	1.6	4.5	**6.6**	2.7	3.8	3.6	2.5	1.6	**6.2**	**7.6**	0.2
Conductivity	µmho/cm	1	1				1190	1320	2430	2420	1160	1050	1440	1020	1030	685	711	708	731	1500	1200	< 1	< 1
Hardness	mg/L	1	0.02	80 - 100	OG	**360**	**515**	**561**	**1180**	**1210**	**520**	**486**	155	**468**	**488**	332	347	343	346	**593**	**545**	38	0.17
pH	pH Units	-	-	6.5 - 8.5	OG		7.66	7.88	7.84	7.90	7.96	8.00	8.21	8.08	8.08	7.94	8.15	8.12	8.09	8.03	8.01	6.14	5.83
Phenolics	mg/L	0.001	0.001				< 0.001	< 0.001	< 0.001	< 0.001	< 0.001	< 0.001	< 0.001	< 0.001	< 0.001	< 0.001	< 0.001	< 0.001	< 0.001	< 0.001	< 0.001	< 0.001	-
Phosphorus, total	mg/L	0.01	0.01				11.4	0.08	0.29	0.14	0.02	0.09	0.87	0.25	0.07	0.69	0.07	0.07	0.05	0.02	0.01	0.01	-
Total Dissolved Solids	mg/L	1	3	500	AO	**632**	627	**714**	**1215**	**1340**	611	561	**759**	515	549	346	369	368	369	**757**	**648**	< 1	< 3
Total Suspended Solids	mg/L	3	3				6630	282	985	310	13	< 3	12	96	9	24	3	10	3	<3	< 3	90	-
Total Kjeldahl Nitrogen	mg/L	0.1	0.1				0.8	0.6	0.7	0.7	0.2	< 0.1	0.3	0.3	0.5	0.1	< 0.1	< 0.1	0.2	0.6	0.9	< 0.1	-
Chloride	mg/L	0.5	0.5	250	AO	**223**	97.3	160	156	131	155	119	112	58.0	59.5	15.0	16.5	16.6	5.8	216	83	< 0.5	< 0.5
Nitrate as N	mg/L	0.05	0.05	10	CS	**3.16**	**4.98**	0.75	< 0.5	2.00	< 0.5	0.06	2.94	0.19	0.06	0.06	< 0.05	0.07	0.06	< 0.05	< 0.05	< 0.05	< 0.05
Nitrite as N	mg/L	0.05	0.05	1	CS	**0.269**	< 0.5	< 0.05	< 0.5	< 0.40	< 0.5	< 0.05	< 0.5	< 0.05	< 0.05	< 0.05	< 0.05	< 0.05	< 0.05	< 0.05	< 0.05	< 0.05	< 0.05
Sulphate	mg/L	1	1	500	AO	**278**	58	58	**404**	**453**	32	32	78	24	23	25	29	30	48	45	57	< 1	< 1
Mercury	mg/L	0.00002	0.00002	0.001	CS	**0.00026**	< 0.00002	< 0.00002	< 0.00002	< 0.00002	< 0.00002	< 0.00002	< 0.00002	< 0.00002	0.00002	< 0.00002	< 0.00002	< 0.00002	< 0.00002	< 0.00002	< 0.00002	< 0.00002	-
Aluminum	mg/L	0.01	0.01	0.1	OG	**0.085**	0.08	0.07	**0.11**	**0.09**	0.06	0.06	0.02	0.05	0.05	0.06	0.03	0.04	0.06	0.08	0.07	< 0.01	< 0.01
Arsenic	mg/L	0.0001	0.0001	0.010	CS	**0.0027**	0.0001	0.0002	0.0005	0.0005	0.0002	0.0002	0.0015	0.0006	0.0006	0.0002	0.0002	0.0003	0.0002	< 0.0001	0.0002	0.0002	< 0.0001
Barium	mg/L	0.001	0.001	1.000	CS	**0.894**	0.832	**0.921**	0.065	0.068	0.492	0.460	0.084	0.484	0.485	0.152	0.168	0.166	0.21	0.502	0.482	0.021	< 0.001
Boron	mg/L	0.005	0.005	5.000	CS	**1.29**	0.046	0.049	**1.87**	**1.80**	0.066	0.074	0.191	0.382	0.387	0.201	0.219	0.218	0.231	0.216	0.108	0.037	< 0.005
Cadmium	mg/L	0.000010	0.000015	0.005	CS	**0.0013**	< 0.000012	< 0.000015	< 0.000029	0.000085	< 0.000012	< 0.000015	0.000048	< 0.000010	< 0.000015	< 0.000010	< 0.000015	< 0.000015	< 0.000010	< 0.000012	< 0.000015	< 0.000010	< 0.000015
Calcium	mg/L	0.02	0.02				135	148	234	250	98.9	94.8	25.2	82.9	87.8	72.8	77.7	76.7	79.9	128	122	3.90	0.02
Chromium	mg/L	0.001	0.001	0.050	CS	**0.0129**	< 0.001	< 0.001	< 0.001	< 0.001	< 0.001	< 0.001	< 0.001	< 0.001	< 0.001	< 0.001	< 0.001	< 0.001	<0.001	<0.001	< 0.001	< 0.001	-
Cobalt	mg/L	0.0001	0.0001				0.0004	0.0006	0.0008	0.0011	0.0001	0.0002	< 0.0001	0.0003	0.0005	0.0001	0.0002	0.0002	<0.0001	0.0006	0.001	< 0.0001	-
Copper	mg/L	0.0001	0.0001	1.000	AO	**0.501**	0.0023	0.0037	0.0072	0.0077	0.0002	0.0005	0.0011	0.0007	0.0012	0.0004	0.0011	0.0013	0.0003	0.0017	0.0019	0.0009	-
Iron	mg/L	0.005	0.005	0.300	AO	**0.360**	0.212	0.182	< 0.005	0.008	**0.733**	**0.415**	0.017	0.114	**0.461**	0.096	0.107	0.105	**0.417**	0.072	0.116	< 0.005	< 0.005
Lead	mg/L	0.00002	0.00002	0.010	CS	**0.0025**	< 0.00004	0.00008	< 0.00009	< 0.00009	< 0.00004	0.00003	0.00010	< 0.00002	0.00006	0.00007	0.00003	0.00008	0.00004	0.00011	0.00008	< 0.00002	-
Magnesium	mg/L	0.02	0.02				43.2	46.5	145	142	66.3	60.6	22.5	63.5	65.4	36.6	37.1	36.9	35.5	66.5	58.3	6.79	0.03
Manganese	mg/L	0.001	0.001	0.050	AO	**0.266**	**0.422**	**0.459**	0.003	0.093	0.127	0.094	0.001	0.014	0.077	0.199	0.079	0.078	0.124	**0.433**	**0.552**	0.008	< 0.001
Potassium	mg/L	0.1	0.1				17.1	17.7	31.9	29.9	2.9	3.0	3.4	5.2	5.2	2.8	3.0	3.0	1.5	6.0	8.4	1.3	< 0.1
Silver	mg/L	0.0001	0.0001				< 0.0001	< 0.0001	< 0.0001	< 0.0001	< 0.0001	< 0.0001	< 0.0001	< 0.0001	< 0.0001	< 0.0001	< 0.0001	< 0.0001	< 0.0001	< 0.0001	0 .0001	< 0.0001	-
Sodium	mg/L	0.2	0.2	200	AO [e]	**69**	37.3	49.0	**137**	**137**	33.4	33.5	**283**	44.7	43.0	26.7	27.1	27.3	29.4	**80.5**	57.5	6.6	< 0.2
Strontium	mg/L	0.001	0.001				0.728	0.774	1.94	2.17	0.935	0.842	0.545	2.56	2.65	1.31	1.37	1.36	1.88	2.26	1.46	0.050	< 0.001
Uranium	mg/L	0.00005	0.00005	0.020	CS	**0.012**	0.00286	0.00369	0.00747	0.00993	0.00284	0.00290	**0.0303**	0.00095	0.00117	0.00186	0.00209	0.00204	0.00082	0.00212	0.00244	0.00159	-
Vanadium	mg/L	0.0001	0.0001				0.0002	0.0002	0.0004	0.0004	< 0.0001	< 0.0001	0.0015	0.0001	<0.0001	0.0002	0.0002	0.0002	< 0.0001	0.0003	0.0005	0.0009	-
Zinc	mg/L	0.005	0.005	5	AO	**2.5**	< 0.005	0.005	< 0.005	0.015	< 0.005	< 0.005	0.006	< 0.005	<0.005	< 0.005	0.006	< 0.005	0.005	0.008	0.016	< 0.005	< 0.005
pH (field)	pH units	-	-	6.5 - 8.5	OG		7.64	6.75	7.80	8.06	7.33	7.69	8.00	8.29	7.82	7.14	7.28	7.28	8.5	8.12	7.49	-	-
Temperature (field)	°C	-	-	15	AO		10.49	9.70	9.81	11.94	17.81	12.14	17.90	9.80	10.22	16.09	10.27	10.27	10.12	9.47	10.64	-	-
Dissolved Oxygen (field)	mg/L	-	-				3.34	1.56	4.08	14.90	0.00	0.00	1.65	4.96	0.22	0.00	0.00	0.00	7.84	8.47	2.93	-	-
Conductivity (field)	mS/cm	-	-				1.05	1.31	2.36	2.77	1.11	1.20	1.30	0.956	1.17	0.621	0.715	0.715	0.686	1.46	1.19	-	-
Ammonia, unionized (field)	mg/L	0.01	0.01				0.054	<0.01	<0.01	<0.01	0.020	<0.01	<0.01	<0.01	0.064	0.030	<0.01	<0.01	0.013	0.082	0.312	-	-

Notes: AO indicates aesthetic objective , OG indicates operational guidelines, and CS indicates chemical standards
RL denotes reporting limit
RUL is Reasonable Use Limit as described by Guideline B-7
Orange shading denotes concentration exceeds the 2003 Ontario Drinking Water Quality Standards (as updated in 2020)
Data in bold denotes exceedance of RUL
- denotes not analyzed
Groundwater samples analyzed for metals were field filtered using 0.45 micron filter
MW101 had insufficient water for sampling in May and November
[1] The local medical health officer should be notified when the sodium concentration exceeds 20 mg/L
[2] Unionized Ammonia calculated using field parameters for pH and temperature
[3] MW201 was damaged during the fall sampling round.
[4] 23-W053 is a duplicate of 23-W052

Data Input: RG
Data Check: NB

Table 6
Groundwater VOC Analytical Results

				Shallow Wells														
			Location	**11-4**	**MW103**	**11-2**	**11-3**	**11-1**	**91-4**	**91-1**	**15-1**	**91-3**	**11-6**	**11-7**	**MW106**	**MW202 [1]**		**MW105**
			Sample ID	23-W029	23-W004	23-W018	23-W006	23-W005	23-W022	23-W024	23-W025	23-W019	23-W002	23-W016	23-W014	23-W010	23-W011	23-W008
			Sample Date	2023-05-17	2023-05-15	2023-05-16	2023-05-15	2023-05-15	2023-05-16	2023-05-16	2023-05-16	2023-05-16	2023-05-15	2023-05-16	2023-05-16	2023-05-15	2023-05-15	2023-05-15
Parameters	**Units**	**RL (May 2023)**	**ODWS**	**Background Western CAZ**	**Background Western CAZ**	**Leachate Impacted East**	**Leachate Impacted Northwest**	**Compliance On-Site North**	**Western CAZ**	**Compliance Western CAZ**	**Compliance Western CAZ**	**Compliance Western CAZ**	**Eastern CAZ**	**Eastern CAZ**	**Compliance Eastern CAZ**	**Compliance Eastern CAZ**		**Compliance North Off-Site**
Acetone	µg/L	30		< 30	< 30	< 30	< 30	< 30	< 30	< 30	< 30	< 30	< 30	< 30	< 30	< 30	< 30	< 30
Benzene	µg/L	0.5	1	< 0.5	< 0.5	< 0.5	< 0.5	< 0.5	< 0.5	< 0.5	< 0.5	< 0.5	< 0.5	< 0.5	< 0.5	< 0.5	< 0.5	< 0.5
Bromodichloromethane	µg/L	2		< 2	< 2	< 2	< 2	< 2	< 2	< 2	< 2	< 2	< 2	< 2	< 2	< 2	< 2	< 2
Bromoform	µg/L	5		< 5	< 5	< 5	< 5	< 5	< 5	< 5	< 5	< 5	< 5	< 5	< 5	< 5	< 5	< 5
Bromomethane	µg/L	0.5		< 0.5	< 0.5	< 0.5	< 0.5	< 0.5	< 0.5	< 0.5	< 0.5	< 0.5	< 0.5	< 0.5	< 0.5	< 0.5	< 0.5	< 0.5
Carbon tetrachloride	µg/L	0.2	2	< 0.2	< 0.2	< 0.2	< 0.2	< 0.2	< 0.2	< 0.2	< 0.2	< 0.2	< 0.2	< 0.2	< 0.2	< 0.2	< 0.2	< 0.2
Chlorobenzene	µg/L	0.5	80	< 0.5	< 0.5	< 0.5	< 0.5	< 0.5	1.2	< 0.5	< 0.5	< 0.5	< 0.5	< 0.5	< 0.5	< 0.5	< 0.5	< 0.5
Chloroethane	µg/L	3		< 3	< 3	< 3	< 3	< 3	< 3	< 3	< 3	< 3	< 3	< 3	< 3	< 3	< 3	< 3
Chloroform	µg/L	1		< 1	< 1	< 1	< 1	< 1	< 1	< 1	< 1	< 1	< 1	< 1	< 1	< 1	< 1	< 1
Chloromethane	µg/L	2		< 2	< 2	< 2	< 2	< 2	< 2	< 2	< 2	< 2	< 2	< 2	< 2	< 2	< 2	< 2
Dibromochloromethane	µg/L	2		< 2	< 2	< 2	< 2	< 2	< 2	< 2	< 2	< 2	< 2	< 2	< 2	< 2	< 2	< 2
Dichlorodifluoromethane	µg/L	2		< 2	< 2	< 2	< 2	< 2	< 2	< 2	< 2	< 2	< 2	< 2	< 2	< 2	< 2	< 2
Ethylene Dibromide	µg/L	0.2		< 0.2	< 0.2	< 0.2	< 0.2	< 0.2	< 0.2	< 0.2	< 0.2	< 0.2	< 0.2	< 0.2	< 0.2	< 0.2	< 0.2	< 0.2
Dichlorobenzene,1,2-	µg/L	0.5	200	< 0.5	< 0.5	< 0.5	< 0.5	< 0.5	< 0.5	< 0.5	< 0.5	< 0.5	< 0.5	< 0.5	< 0.5	< 0.5	< 0.5	< 0.5
Dichlorobenzene,1,3-	µg/L	0.5		< 0.5	< 0.5	< 0.5	< 0.5	< 0.5	< 0.5	< 0.5	< 0.5	< 0.5	< 0.5	< 0.5	< 0.5	< 0.5	< 0.5	< 0.5
Dichlorobenzene,1,4-	µg/L	0.5	5	< 0.5	< 0.5	< 0.5	< 0.5	< 0.5	< 0.5	< 0.5	< 0.5	< 0.5	< 0.5	< 0.5	< 0.5	< 0.5	< 0.5	< 0.5
Dichloroethane,1,1-	µg/L	0.5		< 0.5	< 0.5	< 0.5	< 0.5	< 0.5	< 0.5	< 0.5	< 0.5	< 0.5	< 0.5	< 0.5	< 0.5	< 0.5	< 0.5	< 0.5
Dichloroethane,1,2-	µg/L	0.5	5	< 0.5	< 0.5	< 0.5	< 0.5	< 0.5	< 0.5	< 0.5	< 0.5	< 0.5	< 0.5	< 0.5	< 0.5	< 0.5	< 0.5	< 0.5
Dichloroethene, cis-1,2-	µg/L	0.5		< 0.5	< 0.5	< 0.5	< 0.5	< 0.5	< 0.5	< 0.5	< 0.5	< 0.5	< 0.5	< 0.5	< 0.5	< 0.5	< 0.5	< 0.5
Dichloroethene, trans-1,2-	µg/L	0.5		< 0.5	< 0.5	< 0.5	< 0.5	< 0.5	< 0.5	< 0.5	< 0.5	< 0.5	< 0.5	< 0.5	< 0.5	< 0.5	< 0.5	< 0.5
Dichloroethylene,1,1-	µg/L	0.5	14	< 0.5	< 0.5	< 0.5	< 0.5	< 0.5	< 0.5	< 0.5	< 0.5	< 0.5	< 0.5	< 0.5	< 0.5	< 0.5	< 0.5	< 0.5
Dichloropropane,1,2-	µg/L	0.5		< 0.5	< 0.5	< 0.5	< 0.5	< 0.5	< 0.5	< 0.5	< 0.5	< 0.5	< 0.5	< 0.5	< 0.5	< 0.5	< 0.5	< 0.5
Dichloropropene, trans-1,3-	µg/L	0.5		< 0.5	< 0.5	< 0.5	< 0.5	< 0.5	< 0.5	< 0.5	< 0.5	< 0.5	< 0.5	< 0.5	< 0.5	< 0.5	< 0.5	< 0.5
Dichloropropene, cis-1,3-	µg/L	0.5		< 0.5	< 0.5	< 0.5	< 0.5	< 0.5	< 0.5	< 0.5	< 0.5	< 0.5	< 0.5	< 0.5	< 0.5	< 0.5	< 0.5	< 0.5
Dichloropropene, cis+trans-1,3-	µg/L	0.5		< 0.5	< 0.5	< 0.5	< 0.5	< 0.5	< 0.5	< 0.5	< 0.5	< 0.5	< 0.5	< 0.5	< 0.5	< 0.5	< 0.5	< 0.5
Ethylbenzene	µg/L	0.5	140	< 0.5	< 0.5	< 0.5	< 0.5	< 0.5	< 0.5	< 0.5	< 0.5	< 0.5	< 0.5	< 0.5	< 0.5	< 0.5	< 0.5	< 0.5
Hexane	µg/L	5		< 5	< 5	< 5	< 5	< 5	< 5	< 5	< 5	< 5	< 5	< 5	< 5	< 5	< 5	< 5
Methyl Ethyl Ketone	µg/L	20		< 20	< 20	< 20	< 20	< 20	< 20	< 20	< 20	< 20	< 20	< 20	< 20	< 20	< 20	< 20
Methyl Butyl Ketone	µg/L	5		< 5	< 5	< 5	< 5	< 5	< 5	< 5	< 5	< 5	< 5	< 5	< 5	< 5	< 5	< 5
Methyl Isobutyl Ketone	µg/L	20		< 20	< 20	< 20	< 20	< 20	< 20	< 20	< 20	< 20	< 20	< 20	< 20	< 20	< 20	< 20
Methyl-t-butyl Ether	µg/L	2		< 2	< 2	< 2	2	< 2	< 2	< 2	< 2	< 2	< 2	< 2	< 2	< 2	< 2	< 2
Methylene Chloride	µg/L	5		< 5	< 5	< 5	< 5	< 5	< 5	< 5	< 5	< 5	< 5	< 5	< 5	< 5	< 5	< 5
Styrene	µg/L	0.5		< 0.5	< 0.5	< 0.5	< 0.5	< 0.5	< 0.5	< 0.5	< 0.5	< 0.5	< 0.5	< 0.5	< 0.5	< 0.5	< 0.5	< 0.5
Tetrachloroethane,1,1,1,2-	µg/L	0.5		< 0.5	< 0.5	< 0.5	< 0.5	< 0.5	< 0.5	< 0.5	< 0.5	< 0.5	< 0.5	< 0.5	< 0.5	< 0.5	< 0.5	< 0.5
Tetrachloroethane,1,1,2,2-	µg/L	0.5		< 0.5	< 0.5	< 0.5	< 0.5	< 0.5	< 0.5	< 0.5	< 0.5	< 0.5	< 0.5	< 0.5	< 0.5	< 0.5	< 0.5	< 0.5
Tetrachloroethylene	µg/L	0.5	10	< 0.5	< 0.5	< 0.5	< 0.5	< 0.5	< 0.5	< 0.5	< 0.5	< 0.5	< 0.5	< 0.5	< 0.5	< 0.5	< 0.5	< 0.5
Toluene	µg/L	0.5	60	< 0.5	< 0.5	< 0.5	< 0.5	< 0.5	< 0.5	< 0.5	< 0.5	< 0.5	< 0.5	< 0.5	< 0.5	< 0.5	< 0.5	< 0.5
Trichloroethane,1,1,1-	µg/L	0.5		< 0.5	< 0.5	< 0.5	< 0.5	< 0.5	< 0.5	< 0.5	< 0.5	< 0.5	< 0.5	< 0.5	< 0.5	< 0.5	< 0.5	< 0.5
Trichloroethane,1,1,2-	µg/L	0.5		< 0.5	< 0.5	< 0.5	< 0.5	< 0.5	< 0.5	< 0.5	< 0.5	< 0.5	< 0.5	< 0.5	< 0.5	< 0.5	< 0.5	< 0.5
Trichloroethylene	µg/L	0.5		< 0.5	< 0.5	< 0.5	< 0.5	< 0.5	< 0.5	< 0.5	< 0.5	< 0.5	< 0.5	< 0.5	< 0.5	< 0.5	< 0.5	< 0.5
Trichlorofluoromethane	µg/L	5		< 5	< 5	< 5	< 5	< 5	< 5	< 5	< 5	< 5	< 5	< 5	< 5	< 5	< 5	< 5
Trimethylbenzene,1,3,5-	µg/L	0.1		< 0.1	< 0.1	< 0.1	< 0.1	< 0.1	< 0.1	< 0.1	< 0.1	< 0.1	< 0.1	< 0.1	< 0.1	< 0.1	< 0.1	< 0.1
Vinyl chloride	µg/L	0.2	1	< 0.2	< 0.2	< 0.2	< 0.2	< 0.2	< 0.2	< 0.2	< 0.2	< 0.2	< 0.2	< 0.2	< 0.2	< 0.2	< 0.2	< 0.2
Xylene, m,p-	µg/L	1		< 1.0	< 1.0	< 1.0	< 1.0	< 1.0	< 1.0	< 1.0	< 1.0	< 1.0	< 1.0	< 1.0	< 1.0	< 1.0	< 1.0	< 1.0
Xylene, o-	µg/L	0.5		< 0.5	< 0.5	< 0.5	< 0.5	< 0.5	< 0.5	< 0.5	< 0.5	< 0.5	< 0.5	< 0.5	< 0.5	< 0.5	< 0.5	< 0.5
Xylene, m,p,o-	µg/L	1.1	90	< 1.1	< 1.1	< 1.1	< 1.1	< 1.1	< 1.1	< 1.1	< 1.1	< 1.1	< 1.1	< 1.1	< 1.1	< 1.1	< 1.1	< 1.1

Notes: AO represents aesthetic objective , OG represemts operational objective , and CS represents chemical standards
RL denotes reporting limit
Orange shading denotes 2003 Ontario Drinking Water Quality Standards (ODWS) (as updated in 2020)
Groundwater samples analyzed for metals were field filtered using 0.45 micron filters
Groundwater sample was not collected for OW19 due to insufficient water
[1] 23-W032 is a duplicate of 23-W031

(cont.)

Table 6
Groundwater VOC Analytical Results (cont.)

				Deep Wells								
			Location	**MW102**	**MW107**	**MW104**	**MW201**	**MW203**	**MW301**	**379 Eden Grove Road**	**572 Eden Grove Road**	**QAQC**
			Sample ID	23-W003	23-W017	23-W007	23-W009	23-W015	23-W013	23-W026	23-W027	23-W031
			Sample Date	2023-05-15	2023-05-16	2023-05-15	2023-05-15	2023-05-16	2023-05-16	2023-05-17	2023-05-17	2023-05-17
Parameters	**Units**	**RL (May 2023)**	**ODWS**	**Background**	**Leachate Impacted**	**Compliance North Off-Site**	**Compliance North-East**	**Compliance East**	**Compliance East**	**Residential**	**Residential**	**Field Blank**
Acetone	µg/L	30		< 30	< 30	< 30	< 30	< 30	< 30	< 30	< 30	< 30
Benzene	µg/L	0.5	1	< 0.5	< 0.5	< 0.5	< 0.5	< 0.5	< 0.5	< 0.5	< 0.5	< 0.5
Bromodichloromethane	µg/L	2		< 2	< 2	< 2	< 2	< 2	< 2	< 2	< 2	< 2
Bromoform	µg/L	5		< 5	< 5	< 5	< 5	< 5	< 5	< 5	< 5	< 5
Bromomethane	µg/L	0.5		< 0.5	< 0.5	< 0.5	< 0.5	< 0.5	< 0.5	< 0.5	< 0.5	< 0.5
Carbon tetrachloride	µg/L	0.2	2	< 0.2	< 0.2	< 0.2	< 0.2	< 0.2	< 0.2	< 0.2	< 0.2	< 0.2
Chlorobenzene	µg/L	0.5	80	< 0.5	< 0.5	< 0.5	< 0.5	< 0.5	< 0.5	< 0.5	< 0.5	< 0.5
Chloroethane	µg/L	3		< 3	< 3	< 3	< 3	< 3	< 3	< 3	< 3	< 3
Chloroform	µg/L	1		< 1	< 1	< 1	< 1	< 1	< 1	< 1	< 1	< 1
Chloromethane	µg/L	2		< 2	< 2	< 2	< 2	< 2	< 2	< 2	< 2	< 2
Dibromochloromethane	µg/L	2		< 2	< 2	< 2	< 2	< 2	< 2	< 2	< 2	< 2
Dichlorodifluoromethane	µg/L	2		< 2	< 2	< 2	< 2	< 2	< 2	< 2	< 2	< 2
Ethylene Dibromide	µg/L	0.2		< 0.2	< 0.2	< 0.2	< 0.2	< 0.2	< 0.2	< 0.2	< 0.2	< 0.2
Dichlorobenzene,1,2-	µg/L	0.5	200	< 0.5	< 0.5	< 0.5	< 0.5	< 0.5	< 0.5	< 0.5	< 0.5	< 0.5
Dichlorobenzene,1,3-	µg/L	0.5		< 0.5	< 0.5	< 0.5	< 0.5	< 0.5	< 0.5	< 0.5	< 0.5	< 0.5
Dichlorobenzene,1,4-	µg/L	0.5	5	< 0.5	< 0.5	< 0.5	< 0.5	< 0.5	< 0.5	< 0.5	< 0.5	< 0.5
Dichloroethane,1,1-	µg/L	0.5		< 0.5	< 0.5	< 0.5	< 0.5	< 0.5	< 0.5	< 0.5	< 0.5	< 0.5
Dichloroethane,1,2-	µg/L	0.5	5	< 0.5	< 0.5	< 0.5	< 0.5	< 0.5	< 0.5	< 0.5	< 0.5	< 0.5
Dichloroethene, cis-1,2-	µg/L	0.5		< 0.5	< 0.5	< 0.5	< 0.5	< 0.5	< 0.5	< 0.5	< 0.5	< 0.5
Dichloroethene, trans-1,2-	µg/L	0.5		< 0.5	< 0.5	< 0.5	< 0.5	< 0.5	< 0.5	< 0.5	< 0.5	< 0.5
Dichloroethylene,1,1-	µg/L	0.5	14	< 0.5	< 0.5	< 0.5	< 0.5	< 0.5	< 0.5	< 0.5	< 0.5	< 0.5
Dichloropropane,1,2-	µg/L	0.5		< 0.5	< 0.5	< 0.5	< 0.5	< 0.5	< 0.5	< 0.5	< 0.5	< 0.5
Dichloropropene, trans-1,3-	µg/L	0.5		< 0.5	< 0.5	< 0.5	< 0.5	< 0.5	< 0.5	< 0.5	< 0.5	< 0.5
Dichloropropene, cis-1,3-	µg/L	0.5		< 0.5	< 0.5	< 0.5	< 0.5	< 0.5	< 0.5	< 0.5	< 0.5	< 0.5
Dichloropropene, cis+trans-1,3-	µg/L	0.5		< 0.5	< 0.5	< 0.5	< 0.5	< 0.5	< 0.5	< 0.5	< 0.5	< 0.5
Ethylbenzene	µg/L	0.5	140	< 0.5	< 0.5	< 0.5	< 0.5	< 0.5	< 0.5	< 0.5	< 0.5	< 0.5
Hexane	µg/L	5		< 5	< 5	< 5	< 5	< 5	< 5	< 5	< 5	< 5
Methyl Ethyl Ketone	µg/L	20		< 20	< 20	< 20	< 20	< 20	< 20	< 20	< 20	< 20
Methyl Butyl Ketone	µg/L	5		< 5	< 5	< 5	< 5	< 5	< 5	< 5	< 5	< 5
Methyl Isobutyl Ketone	µg/L	20		< 20	< 20	< 20	< 20	< 20	< 20	< 20	< 20	< 20
Methyl-t-butyl Ether	µg/L	2		< 2	< 2	< 2	< 2	< 2	< 2	< 2	< 2	< 2
Methylene Chloride	µg/L	5		< 5	< 5	< 5	< 5	< 5	< 5	< 5	< 5	< 5
Styrene	µg/L	0.5		< 0.5	< 0.5	< 0.5	< 0.5	< 0.5	< 0.5	< 0.5	< 0.5	< 0.5
Tetrachloroethane,1,1,1,2-	µg/L	0.5		< 0.5	< 0.5	< 0.5	< 0.5	< 0.5	< 0.5	< 0.5	< 0.5	< 0.5
Tetrachloroethane,1,1,2,2-	µg/L	0.5		< 0.5	< 0.5	< 0.5	< 0.5	< 0.5	< 0.5	< 0.5	< 0.5	< 0.5
Tetrachloroethylene	µg/L	0.5	10	< 0.5	< 0.5	< 0.5	< 0.5	< 0.5	< 0.5	< 0.5	< 0.5	< 0.5
Toluene	µg/L	0.5	60	< 0.5	< 0.5	< 0.5	< 0.5	< 0.5	< 0.5	< 0.5	< 0.5	< 0.5
Trichloroethane,1,1,1-	µg/L	0.5		< 0.5	< 0.5	< 0.5	< 0.5	< 0.5	< 0.5	< 0.5	< 0.5	< 0.5
Trichloroethane,1,1,2-	µg/L	0.5		< 0.5	< 0.5	< 0.5	< 0.5	< 0.5	< 0.5	< 0.5	< 0.5	< 0.5
Trichloroethylene	µg/L	0.5		< 0.5	< 0.5	< 0.5	< 0.5	< 0.5	< 0.5	< 0.5	< 0.5	< 0.5
Trichlorofluoromethane	µg/L	5		< 5	< 5	< 5	< 5	< 5	< 5	< 5	< 5	< 5
Trimethylbenzene,1,3,5-	µg/L	0.1		< 0.1	< 0.1	< 0.1	< 0.1	< 0.1	< 0.1	< 0.1	< 0.1	< 0.1
Vinyl chloride	µg/L	0.2	1	< 0.2	< 0.2	< 0.2	< 0.2	< 0.2	< 0.2	< 0.2	< 0.2	< 0.2
Xylene, m,p-	µg/L	1		< 1.0	< 1.0	< 1.0	< 1.0	< 1.0	< 1.0	< 1.0	< 1.0	< 1.0
Xylene, o-	µg/L	0.5		< 0.5	< 0.5	< 0.5	< 0.5	< 0.5	< 0.5	< 0.5	< 0.5	< 0.5
Xylene, m,p,o-	µg/L	1.1	90	< 1.1	< 1.1	< 1.1	< 1.1	< 1.1	< 1.1	< 1.1	< 1.1	< 1.1

Notes: AO represents aesthetic objective , OG represemts operational objective , and CS represents chemical standards
RL denotes reporting limit
Orange shading denotes 2003 Ontario Drinking Water Quality Standards (ODWS) (as updated in 2020)
Groundwater samples analyzed for metals were field filtered using 0.45 micron filters
Groundwater sample was not collected for OW19 due to insufficient water
[1] 23-W032 is a duplicate of 23-W031

Data Input: RG
Data Check: NB

Table 7
PFAS Analytical Results

						Shallow Wells								
					Location	**11-4**	**11-2**	**MW106**	**MW202 [3]**			**MW105**		**QA/QC**
					Sample ID	23-W037	23-W041	23-W049	23-W010	23-W011	23-W051	23-W008	23-W045	23-W061
					Date Sampled	2023-11-06	2023-11-07	2023-11-06	2023-05-15	2023-05-15	2023-11-06	2023-05-15	2023-11-19	2023-11-07
Parameters	**Units**	**RL (May 2023)**	**RL (Nov. 2023)**	**Health Canada PFAS Screening Values**	**MECP Drinking Water Screening Values for Perfluorinated Chemicals**	**Background**	**Leachate Impacted East**	**Compliance Eastern CAZ**	**Compliance Eastern CAZ**			**Compliance Off-Site North**		**Field Blank**
8:2 Fluorotelomer sulfonic acid(8:2 FTS)	ug/L	0.010	0.010	0.2		<0.010	<0.010	<0.010	<0.010	<0.010	<0.010	<0.010	<0.010	<0.010
6:2 Fluorotelomer sulfonic acid(6:2 FTS)	ug/L	0.010	0.010	0.2		<0.010	<0.010	<0.010	<0.010	<0.010	<0.010	<0.010	<0.010	<0.010
4:2 Fluorotelomer sulfonic acid(4:2 FTS)	ug/L	0.010	0.010			<0.010	<0.010	<0.010	<0.010	<0.010	<0.010	<0.010	<0.010	<0.010
10:2 Fluorotelomer sulfonic acid(10:2 F)	ug/L	0.010	0.010			<0.010	<0.010	<0.010	<0.010	<0.010	<0.010	<0.010	<0.010	<0.010
Perfluorobutane sulfonic acid (PFBS)	ug/L	0.010	0.010	15		<0.010	0.094	<0.010	<0.010	<0.010	<0.010	<0.010	<0.010	<0.010
Perfluorohexane sulfonic acid (PFHxS)	ug/L	0.010	0.010	0.6		<0.010	0.154	0.016	<0.010	<0.010	<0.010	<0.010	<0.010	<0.010
Perfluorotridecanoic acid (PFTrDA)	ug/L	0.0250	0.0250			<0.0250	<0.0250	<0.0250	<0.0250	<0.0250	<0.0250	<0.0250	<0.0250	<0.0250
Perfluorooctane sulfonic acid (PFOS)	ug/L	0.010	0.010	0.6		<0.010	0.034	<0.010	<0.010	<0.010	<0.010	<0.010	<0.010	<0.010
Perfluoropentane sulfonic acid (PFPeS)	ug/L	0.010	0.010			<0.010	0.016	<0.010	<0.010	<0.010	<0.010	<0.010	<0.010	<0.010
N-Et PFO sulfonamide (EtFOSA)	ug/L	0.025	0.025			<0.025	<0.025	<0.025	<0.025	<0.025	<0.025	<0.025	<0.025	<0.025
N-Et PFO sulfonamidoethanol (EtFOSE)	ug/L	0.030	0.030			<0.030	<0.030	<0.030	<0.030	<0.030	<0.030	<0.030	<0.030	<0.030
N-Et PFO sulfonamidoacetic acid (EtFOSAA)	ug/L	0.010	0.010			<0.010	<0.010	<0.010	<0.010	<0.010	<0.010	<0.010	<0.010	<0.010
N-Me PFO sulfonamide (MeFOSA)	ug/L	0.025	0.025			<0.025	<0.025	<0.025	<0.025	<0.025	<0.025	<0.025	<0.025	<0.025
N-Me PFO sulfonamidoacetic acid (MeFOSAA)	ug/L	0.010	0.010			<0.010	<0.010	<0.010	<0.010	<0.010	<0.010	<0.010	<0.010	<0.010
N-Me PFO sulfonamidoethanol (MeFOSE)	ug/L	0.030	0.030			<0.030	<0.030	<0.030	<0.030	<0.030	<0.030	<0.030	<0.030	<0.030
Perfluoroheptane sulfonic acid (PFHpS)	ug/L	0.010	0.010			<0.010	<0.010	<0.010	<0.010	<0.010	<0.010	<0.010	<0.010	<0.010
Perfluorooctane sulfonamide (FOSA)	ug/L	0.010	0.010			<0.010	<0.010	<0.010	<0.010	<0.010	<0.010	<0.010	<0.010	<0.010
Perfluorodecane sulfonic acid (PFDS)	ug/L	0.010	0.010			<0.010	<0.010	<0.010	<0.010	<0.010	<0.010	<0.010	<0.010	<0.010
Perfluorobutanoic acid (PFBA)	ug/L	0.10	0.10	30		<0.10	<0.12	<0.10	<0.10	<0.10	<0.10	<0.10	<0.10	<0.10
Perfluorodecanoic acid (PFDA)	ug/L	0.010	0.010			<0.010	<0.010	<0.010	<0.010	<0.010	<0.010	<0.010	<0.010	<0.010
Perfluorododecanoic acid (PFDoDA)	ug/L	0.010	0.010			<0.010	<0.010	<0.010	<0.010	<0.010	<0.010	<0.010	<0.010	<0.010
Perfluoroheptanoic acid (PFHpA)	ug/L	0.010	0.010	0.2		<0.010	0.124	0.048	<0.010	<0.010	<0.010	<0.010	<0.010	<0.010
Perfluorohexanoic acid (PFHxA)	ug/L	0.010	0.010	0.2		<0.010	0.392	0.082	<0.010	<0.010	<0.010	<0.010	<0.010	<0.010
Perfluorononanoic acid (PFNA)	ug/L	0.010	0.010	0.02		<0.010	<0.010	<0.010	<0.010	<0.010	<0.010	<0.010	<0.010	<0.010
Perfluorooctanoic acid (PFOA)	ug/L	0.010	0.010	0.2		<0.010	0.146	0.094	<0.010	<0.010	<0.010	<0.010	<0.010	<0.010
Perfluoropentanoic acid (PFPeA)	ug/L	0.010	0.010	0.2		<0.010	0.430	0.050	<0.010	<0.010	<0.010	<0.010	<0.010	<0.010
Perfluorotetradecanoic acid (PFTeDA)	ug/L	0.025	0.025			<0.025	<0.025	<0.025	<0.025	<0.025	<0.025	<0.025	<0.025	<0.025
Perfluoroundecanoic acid (PFUnA)	ug/L	0.010	0.010			<0.010	<0.010	<0.010	<0.010	<0.010	<0.010	<0.010	<0.010	<0.010
Perfluorononane sulfonic acid (PFNS)	ug/L	0.010	0.010			<0.010	<0.010	<0.010	<0.010	<0.010	<0.010	<0.010	<0.010	<0.010
ADONA	ug/L	0.010	0.010			<0.010	<0.010	<0.010	<0.010	<0.010	<0.010	<0.010	<0.010	<0.010
HexaFl-propylene oxide DA (HFPO-DA/GenX)	ug/L	0.20	0.20			<0.20	<0.20	<0.20	<0.20	<0.20	<0.20	<0.20	<0.20	<0.20
9Cl-PF3ONS	ug/L	0.020	0.020			<0.020	<0.020	<0.020	<0.020	<0.020	<0.020	<0.020	<0.020	<0.020
11Cl-PF3OUdS	ug/L	0.020	0.020			<0.020	<0.020	<0.020	<0.020	<0.020	<0.020	<0.020	<0.020	<0.020
PFOA & PFOS [1]	ug/L	-	-	1		<	0.3933	<	<	<	<	<	<	<
Sum of all reported PFAS compound concentrations	ug/L	-	-		**0.07**	<	**1.390**	**0.290**	<	<	<	<	<	<

Notes: RL denotes reporting Limit
Orange denotes concentration exceeds the Health Canada PFAS Screening Values
Bold data denotes concentration exceeds MECP Drinking Water Screening Values for PFAS
< denotes all PFAS results below reporting limit
[1] Sum of the two parameters PFDA and PFOS
[2] Sum of all reported PFAS compound concentrations is calculated as the sum of all PFAS values above the RL.
[3] 23-W011 is a duplicate of 23-W010
[4] 23-W053 is a duplicate of 23-W052

(cont.)

Table 7
PFAS Analytical Results (cont.)

						Deep Wells									
					Location	**MW104**		**MW201**	**MW203**	**MW301 [4]**			**572 Eden Grove Road**		**379 Eden Grove Road**
					Sample ID	23-W007	23-W044	23-W009	23-W050	23-W013	23-W052	23-W053	23-W027	23-W040	23-W026
					Date Sampled	2023-05-17	2023-11-06	2023-05-15	2023-11-06	2023-05-15	2023-11-06	2023-11-06	2023-05-17	2023-11-06	2023-05-17
Parameters	**Units**	**RL (May 2023)**	**RL (Nov. 2023)**	**Health Canada PFAS Screening Values**	**MECP Drinking Water Screening Values for Perfluorinated Chemicals**	**Compliance North Off-Site**		**Compliance Eastern CAZ**	**Compliance Eastern CAZ**	**Compliance Eastern CAZ**			**Residential**		**Residential**
8:2 Fluorotelomer sulfonic acid(8:2 FTS)	ug/L	0.010	0.010	0.2		<0.010	<0.010	<0.010	<0.010	<0.010	<0.010	<0.010	<0.010	<0.010	<0.010
6:2 Fluorotelomer sulfonic acid(6:2 FTS)	ug/L	0.010	0.010	0.2		<0.010	<0.010	<0.010	<0.010	0.058	0.082	0.070	<0.010	<0.010	<0.010
4:2 Fluorotelomer sulfonic acid(4:2 FTS)	ug/L	0.010	0.010			<0.010	<0.010	<0.010	<0.010	<0.010	<0.010	<0.010	<0.010	<0.010	<0.010
10:2 Fluorotelomer sulfonic acid(10:2 F)	ug/L	0.010	0.010			<0.010	<0.010	<0.010	<0.010	<0.010	<0.010	<0.010	<0.010	<0.010	<0.010
Perfluorobutane sulfonic acid (PFBS)	ug/L	0.010	0.010	15		<0.010	<0.010	<0.010	<0.010	<0.010	<0.010	<0.010	<0.010	<0.010	<0.010
Perfluorohexane sulfonic acid (PFHxS)	ug/L	0.010	0.010	0.6		<0.010	<0.010	<0.010	0.022	<0.010	<0.010	<0.010	<0.010	<0.010	<0.010
Perfluorotridecanoic acid (PFTrDA)	ug/L	0.0250	0.0250			<0.0250	<0.0250	<0.0250	<0.0250	<0.0250	<0.0250	<0.0250	<0.0250	<0.0250	<0.0250
Perfluorooctane sulfonic acid (PFOS)	ug/L	0.010	0.010	0.6		<0.010	<0.010	<0.010	<0.010	<0.010	<0.010	<0.010	<0.010	<0.010	<0.010
Perfluoropentane sulfonic acid (PFPeS)	ug/L	0.010	0.010			<0.010	<0.010	<0.010	<0.010	<0.010	<0.010	<0.010	<0.010	<0.010	<0.010
N-Et PFO sulfonamide (EtFOSA)	ug/L	0.025	0.025			<0.025	<0.025	<0.025	<0.025	<0.025	<0.025	<0.025	<0.025	<0.025	<0.025
N-Et PFO sulfonamidoethanol (EtFOSE)	ug/L	0.030	0.030			<0.030	<0.030	<0.030	<0.030	<0.030	<0.030	<0.030	<0.030	<0.030	<0.030
N-Et PFO sulfonamidoacetic acid (EtFOSAA)	ug/L	0.010	0.010			<0.010	<0.010	<0.010	<0.010	<0.010	<0.010	<0.010	<0.010	<0.010	<0.010
N-Me PFO sulfonamide (MeFOSA)	ug/L	0.025	0.025			<0.025	<0.025	<0.025	<0.025	<0.025	<0.025	<0.025	<0.025	<0.025	<0.025
N-Me PFO sulfonamidoacetic acid (MeFOSAA)	ug/L	0.010	0.010			<0.010	<0.010	<0.010	<0.010	<0.010	<0.010	<0.010	<0.010	<0.010	<0.010
N-Me PFO sulfonamidoethanol (MeFOSE)	ug/L	0.030	0.030			<0.030	<0.030	<0.030	<0.030	<0.030	<0.030	<0.030	<0.030	<0.030	<0.030
Perfluoroheptane sulfonic acid (PFHpS)	ug/L	0.010	0.010			<0.010	<0.010	<0.010	<0.010	<0.010	<0.010	<0.010	<0.010	<0.010	<0.010
Perfluorooctane sulfonamide (FOSA)	ug/L	0.010	0.010			<0.010	<0.010	<0.010	<0.010	<0.010	<0.010	<0.010	<0.010	<0.010	<0.010
Perfluorodecane sulfonic acid (PFDS)	ug/L	0.010	0.010			<0.010	<0.010	<0.010	<0.010	<0.010	<0.010	<0.010	<0.010	<0.010	<0.010
Perfluorobutanoic acid (PFBA)	ug/L	0.10	0.10	30		<0.10	<0.10	<0.10	<0.10	<0.10	<0.10	<0.10	<0.10	<0.10	<0.10
Perfluorodecanoic acid (PFDA)	ug/L	0.010	0.010			<0.010	<0.010	<0.010	<0.010	<0.010	<0.010	<0.010	<0.010	<0.010	<0.010
Perfluorododecanoic acid (PFDoDA)	ug/L	0.010	0.010			<0.010	<0.010	<0.010	<0.010	<0.010	<0.010	<0.010	<0.010	<0.010	<0.010
Perfluoroheptanoic acid (PFHpA)	ug/L	0.010	0.010	0.2		<0.010	<0.010	<0.010	0.044	<0.010	<0.010	<0.010	<0.010	<0.010	<0.010
Perfluorohexanoic acid (PFHxA)	ug/L	0.010	0.010	0.2		<0.010	<0.010	<0.010	0.072	<0.010	<0.010	<0.010	<0.010	<0.010	<0.010
Perfluorononanoic acid (PFNA)	ug/L	0.010	0.010	0.02		<0.010	<0.010	<0.010	<0.010	<0.010	<0.010	<0.010	<0.010	<0.010	<0.010
Perfluorooctanoic acid (PFOA)	ug/L	0.010	0.010	0.2		<0.010	<0.010	<0.010	0.122	<0.010	<0.010	<0.010	<0.010	<0.010	<0.010
Perfluoropentanoic acid (PFPeA)	ug/L	0.010	0.010	0.2		<0.010	<0.010	<0.010	0.050	<0.010	<0.010	<0.010	<0.010	<0.010	<0.010
Perfluorotetradecanoic acid (PFTeDA)	ug/L	0.025	0.025			<0.025	<0.025	<0.025	<0.025	<0.025	<0.025	<0.025	<0.025	<0.025	<0.025
Perfluoroundecanoic acid (PFUnA)	ug/L	0.010	0.010			<0.010	<0.010	<0.010	<0.010	<0.010	<0.010	<0.010	<0.010	<0.010	<0.010
Perfluorononane sulfonic acid (PFNS)	ug/L	0.010	0.010			<0.010	<0.010	<0.010	<0.010	<0.010	<0.010	<0.010	<0.010	<0.010	<0.010
ADONA	ug/L	0.010	0.010			<0.010	<0.010	<0.010	<0.010	<0.010	<0.010	<0.010	<0.010	<0.010	<0.010
HexaFl-propylene oxide DA (HFPO-DA/GenX)	ug/L	0.20	0.20			<0.20	<0.20	<0.20	<0.20	<0.20	<0.20	<0.20	<0.20	<0.20	<0.20
9Cl-PF3ONS	ug/L	0.020	0.020			<0.020	<0.020	<0.020	<0.020	<0.020	<0.020	<0.020	<0.020	<0.020	<0.020
11Cl-PF3OUdS	ug/L	0.020	0.020			<0.020	<0.020	<0.020	<0.020	<0.020	<0.020	<0.020	<0.020	<0.020	<0.020
PFOA & PFOS [1]	ug/L	-	-	1		<	<	<	<	<	<	<	<	<	<
Sum of all reported PFAS compound concentrations	ug/L	-	-		**0.07**	<	<	<	**0.310**	0.058	**0.082**	0.070	<	<	<

Notes: RL denotes reporting Limit
Orange denotes concentration exceeds the Health Canada PFAS Screening Values
Bold data denotes concentration exceeds MECP Drinking Water Screening Values for PFAS
< denotes all PFAS results below reporting limit
[1] Sum of the two parameters PFDA and PFOS
[2] Sum of all reported PFAS compound concentrations is calculated as the sum of all PFAS values al
[3] 23-W011 is a duplicate of 23-W010
[4] 23-W053 is a duplicate of 23-W052

Data Input: RG
Data Check: RH

Table 8
Surface Water Analytical Results

									North Watercourse							South Watercourse				
						Location	SW1		SW4		SW16 [10]	SW12 [10]	SW8		SW14 [10]	SW11		SW15		SW13 [10]
						Sample ID	23-W023	23-W054	23-W001	23-W055	23-W021	23-W058	23-W020	23-W056	23-W012	23-W028	23-W057	23-W030	23-W059	23-W060
						Date Sampled	2023-05-16	2023-11-07	2023-05-15	2023-11-06	2023-05-16	2023-11-06	2023-05-16	2023-11-06	2023-05-15	2023-05-17	2023-11-07	2023-05-17	2023-11-07	2023-11-06
Parameters	**Units**	**RL (May 2023)**	**RL (Nov. 2023)**	**PWQO (mg/L)**	**Table A: Assessment Criteria for Waste Disposal Sites (mg/L)**	**Table B: Alternative Review Criteria (mg/L)**	**Background Wetland**		**West CAZ**		**Compliance Off-Site**	**On-Site**	**Compliance On-Site**		**Compliance Off-Site**	**Downstream Western CAZ**		**Downstream Off-Site**		**Compliance Downstream Near Junction**
Alkalinity, total	mg/L	5	5	[2]			102	31	71	83	401	298	379	168	244	105	96	74	55	281
Ammonia as N	mg/L	0.01	0.05				0.22	0.08	0.34	0.07	<0.01	0.11	0.1	0.05	0.10	< 0.01	0.28	0.03	0.09	0.05
Ammonia, unionized	mg/L	0.01	0.01	0.02	**0.100**		<0.01	<0.01	<0.01	<0.01	<0.01	<0.01	<0.01	<0.01	<0.01	<0.01	<0.01	<0.01	<0.01	<0.01
BOD	mg/L	3	3				5	<3	5	3	<3	20	3	<3	4	<3	5	<3	<3	<3
Chemical Oxygen Demand	mg/L	5	5				95	145	103	95	11	370	10	63	28	64	40	77	53	39
Dissolved Organic Carbon	mg/L	0.2	0.2				52.4	56.1	41.3	32.8	1.6	41.4	4.8	11.5	12.0	19.0	12.1	46.6	22.0	9.8
Conductivity	µmho/cm	1	1				201	165	187	325	834	2000	881	825	472	195	234	142	183	543
Hardness	mg/L	1	1				99	76.2	81	130	433	927	414	285	237	94	111	70	80.7	260
pH	pH Units	-	-	6.5-8.5	**6.0-9.0**		7.38	6.90	7.35	7.62	8.01	7.98	8.19	7.94	8.36	7.40	7.69	7.30	7.39	8.12
Phenolics	mg/L	0.001	0.001	0.001	**0.04** [3]	0.004 [3]	<0.001	<0.001	<0.001	<0.001	<0.001	<0.001	<0.001	<0.001	<0.001	<0.001	<0.001	<0.001	<0.001	<0.001
Phosphorus, total	mg/L	0.01	0.01	0.02			0.15	0.54	0.53	0.32	0.04	1.97	0.18	0.12	0.14	0.11	0.16	0.14	0.06	0.54
Phosphorus, total dissolved	mg/L	0.002	0.002				0.033	-	0.234	-	<0.002	-	0.052	-	0.073	0.012	-	0.014	-	-
Total Dissolved Solids	mg/L	1	1				97	84	90	167	421	1100	445	434	238	94	120	68	93	281
Total Suspended Solids	mg/L	3	3				20	38	60	172	10	1250	76	68	44	22	74	18	12	20
Total Kjeldahl Nitrogen	mg/L	0.1	0.1				2.0	4.6	2.6	2.9	0.2	7.6	0.8	1.6	0.9	1.3	2.1	1.4	1.4	2.8
Chloride	mg/L	0.5	0.5		**180**	128	3.2	1.8	12.5	27.0	26.1	**423**	64.6	127	6.1	0.7	5.3	<0.5	7.2	4.9
Nitrate as N	mg/L	0.05	0.05			2.9	0.08	0.09	0.11	0.40	6.49	<0.40	3.92	0.24	0.87	<0.05	<0.05	<0.05	0.42	0.35
Nitrite as N	mg/L	0.05	0.05			0.06	<0.05	<0.05	<0.05	<0.05	<0.05	<0.40	<0.05	<0.05	<0.05	<0.05	<0.05	<0.05	<0.05	<0.05
Sulphate	mg/L	1	1		**100**		1	38	6	31	23	55	23	49	16	1	16	< 1	22	20
Aluminum	mg/L	0.01	0.01	0.075 [4]			0.12	0.49	0.13	0.06	0.04	0.07	0.03	0.05	0.03	0.11	0.03	0.17	0.42	0.02
Mercury	mg/L	0.00002	0.00002	0.0002		0.000026	<0.00002	<0.00002	<0.00002	<0.00002	<0.00002	<0.00002	<0.00002	<0.00002	<0.00002	<0.00002	<0.00002	<0.00002	<0.00002	<0.00002
Arsenic	mg/L	0.0001	0.0001	0.005	**0.15**		0.0008	0.0010	0.0011	0.0008	0.0001	0.0086	0.0004	0.0007	0.0006	0.0008	0.0003	0.0007	0.0003	0.0004
Barium	mg/L	0.001	0.001		**2.3**		0.048	0.036	0.140	0.084	0.127	0.390	0.120	0.113	0.062	0.027	0.058	0.029	0.042	0.077
Boron	mg/L	0.005	0.005	0.2	**3.550**	1.5	0.050	0.015	0.019	0.022	0.015	0.122	0.027	0.080	0.043	0.028	0.033	0.019	0.011	0.052
Cadmium	mg/L	0.000015	0.000015	[5]	**0.00021**	0.000017	0.000036	0.000104	0.000015	0.000026	<0.000015	**0.000399**	0.000018	0.000028	0.000025	0.000026	0.000035	0.000032	0.000022	0.000029
Calcium	mg/L	0.02	0.02				22.6	15.8	19.2	28.0	100	267	90.7	66.2	50.3	17.9	18.7	13.4	12.8	56.9
Chromium	mg/L	0.001	0.001	[6]	**0.064**		0.002	0.003	0.001	0.003	0.002	0.017	0.003	0.001	0.002	0.002	0.002	0.002	0.001	0.001
Cobalt	mg/L	0.0001	0.0001	0.0009			0.0007	0.0016	0.0006	0.0010	0.0004	0.0096	0.0011	0.0007	0.0007	0.0016	0.0008	0.0007	0.0005	0.0006
Copper	mg/L	0.0001	0.0001	[7]	**0.0069**		0.0023	0.0046	0.0038	0.0063	0.0011	**0.0376**	0.0027	0.0045	0.0032	0.0013	0.0041	0.0017	0.0045	0.0027
Iron	mg/L	0.005	0.005	0.3	**1**		**1.68**	**1.32**	**7.93**	**1.80**	0.437	**21.6**	**2.27**	0.911	**1.14**	**1.49**	**1.42**	**1.44**	0.846	0.895
Lead	mg/L	0.00002	0.00002	[8]	**0.002**		0.00078	**0.00206**	0.00014	0.00073	0.00021	**0.0204**	0.00091	0.00044	0.00047	0.00033	0.00068	0.00043	0.00041	0.00042
Magnesium	mg/L	0.02	0.02				10.9	8.94	10.6	14.5	49.3	63.0	43.9	29.1	25.3	12.2	15.7	9.39	11.8	28.6
Manganese	mg/L	0.001	0.001				0.056	0.048	0.135	0.056	0.010	1.07	0.131	0.079	0.054	0.173	0.036	0.044	0.008	0.036
Nickel	mg/L	0.01	0.0002	0.025			<0.01	0.0040	0.01	0.0036	<0.01	0.0172	<0.01	0.0034	<0.01	<0.01	0.0021	<0.01	0.0020	0.0017
Potassium	mg/L	0.1	0.1				2.3	1.4	4.5	7.2	1.1	49.7	2.0	5.4	2.7	0.8	1.6	1.1	1.7	3.0
Silver	mg/L	0.0001	0.0001	0.0001			<0.0001	<0.0001	<0.0001	<0.0001	<0.0001	0.0002	<0.0001	<0.0001	<0.0001	<0.0001	<0.0001	<0.0001	<0.0001	<0.0001
Sodium	mg/L	0.2	0.2				7.1	5.3	7.5	10.9	17.0	71.0	31.4	58.6	11.8	6.6	9.3	5.0	7.5	13.2
Strontium	mg/L	0.001	0.001				0.160	0.119	0.112	0.162	0.400	3.73	0.390	0.394	0.275	0.168	0.249	0.125	0.146	0.383
Vanadium	mg/L	0.0001	0.0001	0.006			0.0022	0.0043	0.0042	0.0051	0.0025	0.0241	0.0052	0.0031	0.0056	0.0019	0.0026	0.0024	0.0016	0.0035
Zinc	mg/L	0.005	0.005	0.02	**0.089**	0.030	0.011	0.018	0.030	0.011	<0.005	**0.187**	0.010	0.011	0.013	0.009	0.020	0.006	0.010	0.006
pH (field)	pH Units	-	-	6.5 - 8.5	**6.0 - 9.0**		7.09	7.01	8.25	6.60	6.95	7.13	7.46	6.69	8.66	7.98	7.82	7.90	8.80	7.16
Temperature (field)	°C	-	-				16.26	8.63	17.61	6.20	14.32	6.17	14.68	5.66	19.76	9.12	10.22	8.6	10.28	6.95
Dissolved Oxygen (field)	mg/L	-	-	[9]			2.71	0.19	6.61	3.32	5.21	4.69	14.28	4.51	11.52	4.73	0.00	6	8.14	4.36
Conductivity (field)	mS/cm	-	-				0.210	0.197	0.194	0.341	0.774	0.811	0.635	0.795	0.522	0.255	1.170	0.149	0.187	0.534
Ammonia, unionized (field)	-	0.01	0.01	0.020	**0.100**		<0.01	<0.01	0.02	<0.01	<0.01	<0.01	<0.01	<0.01	0.02	<0.01	<0.01	<0.01	<0.01	<0.01

Notes: RL denotes reporting limit
Orange shading denotes concentration exceeds the 1994 Provincial Water Quality Objectives (PWQO) (as updated in 1999)
Bold data denotes concentration exceeds Table A: Assessment Criteria for Waste Disposal Sites (Source Aquatic Protection Values), from the Monitoring and Reporting for Waste Disposal Sites Groundwater and Surface Water Technical Guidance Document (2010)
Red text denotes concentration exceeds Table B: Alternative Review Criteria (Source Canadian Water Quality Guidleline), from the Monitoring and Reporting for Waste Disposal Sites Groundwater and Surface Water Technical Guidance Document (2010)
<# denotes results below reporting limit
[1] Unionized Ammonia calculated using field parameters for pH and temperature
[2] Alkalinity should not be decreased by more than 25% of the natural concentration
[3] Table A and Table B standards apply only to Phenol
[4] Aluminum criteria: >6.5 - 9.0 pH = 0.075 mg/L, >5.5 - 6.5 pH = <10% above natural background concentration
[5] Cadmium criteria: 0-100 mg/L Hardness = 0.0001 mg/L, >100 mg/L Hardness = 0.0005 mg/L
[6] Chromium reported as total, published standards are for Chromium VI (0.001 mg/L) and Chromium III (0.0089 mg/L)
[7] Copper criteria: 0-20 mg/L Hardness = 0.001 mg/L, >20 mg/L Hardness = 0.005 mg/L
[8] Lead criteria: <30 mg/L Hardness = 0.001 mg/L, 30 to 80 mg/L Hardness = 0.003 mg/L, >80 mg/L Hardness = 0.005 mg/L
[9] PWQO for minimum DO concentration set at conservative value based on highest temperature and warm water biota DO criteria:
0°C -5°C = ≥7mg/L 5°C-10°C = ≥ 6mg/L 10°C-20°C = ≥5mg/L 20°C-25°C = ≥ 4mg/L
[10] SW6, SW12, and SW13 were dry during the May sampling round. SW6, SW8, SW14, and SW16 were dry during the November sampling round.

Data Input: RG
Data Check: RH

Appendix C

Amended Environmental Compliance Approval (ECA) and Monitoring Plan

2023 Lansdowne Groundwater Monitoring Program

Monitoring • Visually inspect wells. • Survey well location with GPS. • Measure combustible vapours in wells. • Measure depth to water and depth to well bottom. **Groundwater Sampling** • Purge and sample each location (3 to 5 well volumes). • Examine water for impact (e.g., discolouration, LNAPL). • Measure field parameters. • Submit samples for field analyses. **Well Inspection** • Assess the condition of all monitoring wells included in the groundwater monitoring program.	**Field Parameters** Temperature, pH, dissolved oxygen, oxidizing/reducing potential, conductivity, and turbidity. **Laboratory Parameters:** Alkalinity, BOD, Chloride, COD, Conductivity, DOC, Hardness, N – Nitrate, N – Nitrite, N-Ammonia, pH, Phenols, Phosphorus (total), Sulphate, TDS, Total Kjeldahl Nitrogen, and TSS Aluminum, Arsenic, Barium, Boron, Cadmium, Calcium, Chromium, Cobalt, Copper, Iron, Lead, Magnesium, Manganese, Mercury, Potassium, Silver, Sodium, Strontium, Uranium, Vanadium, and Zinc Volatile Organic Compounds (VOCs) to be analyzed in years ending in 3 or 8 (next round in 2028).	**Monitoring Wells** 91-1, 91-2 (destroyed), 91-3, 91-4, 11-1*, 11-2*, 11-3, 11-4*, 11-5 (destroyed), 11-6, 11-7, 15-2, 15-1 (formerly 03-2), MW101, MW102, MW103, MW104, MW105*, MW106*, MW107*, MW201, MW202, MW203*, MW201, MW202, MW203, MW301 * denotes well should be sampled via low flow techniques using a peristaltic pump. **Drinking Water Well:** 572 Eden Grove Road (County Road 34)

2023 Lansdowne Surface Water Monitoring Program

Monitoring • Examine water for impact (discolouration, staining). • Survey sample location with GPS. • Measure field parameters. • Measure flow. • Sample each surface water station. • Submit samples for analysis.	**Field Parameters** Temperature, pH, dissolved oxygen, oxidizing/reducing potential, conductivity, and turbidity. **Laboratory Parameters** Alkalinity, Ammonia, Un-ionized ammonia, BOD, Chloride, COD, Conductivity, Nitrate, Nitrite, pH, Phenols, Phosphorus (total), Sulphate, TDS, Total Kjeldahl Nitrogen, and TSS Aluminum, Arsenic, Barium, Boron, Cadmium, Calcium, Chromium, Copper, Iron, Lead, Magnesium, Manganese, Mercury, Potassium, Silver, Vanadium, and Zinc	**North Watercourse** SW4, SW8, SW12, SW14*, SW16 **South Watercourse** SW1, SW11, SW13*, SW15 * denotes station proximal to the confluence of the north and south watercourses.

Appendix D

Site Photos

1. Gulls observed over working face.
May-2023

2. Illegal dumping along western fence.
May-2023

3. Wind blown litter along western fence.
May-2023

4. Middle methane vent.
May-2023

5. View of the front gate sign.
May-2023

6. Pooled water in fill area.
May-2023

7. SW1.
May-2023

8. SW4.
November-2023

9. 11-4.
November-2023

10. MW301.
May-2023

11. Damaged MW201.
November-2023

12. Repaired MW201.
November-2023

Appendix E

Ministry Correspondence

Ministry of the Environment, Conservation and Parks
Eastern Region
1259 Gardiners Road, Unit 3
Kingston ON K7P 3J6
Phone: 613.549.4000
or 1.800.267.0974

Ministère de l'Environnement, de la Protection de la nature et des Parcs
Région de l'Est
1259, rue Gardiners, unité 3
Kingston (Ontario) K7P 3J6
Tél: 613 549-4000
ou 1 800 267-0974

Ontario

M E M O R A N D U M

October 19, 2023

TO: Nathalie Matthews
Senior Environmental Officer
Kingston District Office
Eastern Region

FROM: Brigitte Simmatis
Surface Water Specialist
Technical Support Section
Eastern Region

RE: 2022 Annual Report, Lansdowne Waste Disposal Site
Lot 12, Concession 2
Leeds and the Thousand Islands Township
United Counties of Leeds and Grenville
ECA No. A442003
ECHO # 1-222179262

I have reviewed the report titled "2022 Annual Monitoring, Development and Operations Report", prepared by Malroz Engineering Inc. ("Malroz") and dated April 2023. I offer the following summary and comments as they relate to surface water quality.

Background

The Lansdowne Waste Disposal Site ("the Site") operates under Environmental Compliance Approval A442003, last amended June 30, 2022. The Site is a natural attenuation landfill accepting solid domestic waste, leaf and yard compost, and acting as a waste transfer and processing station for blue bin recycling, paper recycling, tires, and non-refrigerant white goods.

The Site consists of a 4.9 ha waste disposal area within a total area of 22.4 ha (including 12.7 ha of CAZ and 3.7 ha of buffer lands). Condition 16 of the amended ECA requires that the owner shall acquire a groundwater easement to the east and northwest of the existing CAZ by June 2024.

The maximum volume of waste, excluding final cover, to be accepted at the site is 264,387 m^3. In 2022, 3,750 m^3 of waste was landfilled. The remaining capacity is 18,700 m^3 (four to five years based on an average fill rate of 4,000 m^3).

Site Description

Surface Water Features

The Site is surrounded to the east, north and west by privately owned farmland. The terrain is generally low-lying and poorly drained. The Site is a local topographic high and graded to minimize ponding and surface water contacting the waste pile. Stormwater is managed by swales located at the property boundaries.

The northern portion of the Site is located in the Cataraqui River watershed, and the southern portion is located in the Upper St. Lawrence River watershed. In the northern portion of the Site, surface water flows through ditches and swales to the drainage ditch along County Road 34, then eastwards. In the southern portion of the Site, surface water flows through a marsh located southwest of the waste mound, then northwest towards County Road 34 through an unnamed tributary.

Overview of Groundwater Regime

Malroz indicated that groundwater at the Site is split into an overburden and a bedrock unit which appear to be hydraulically connected. East of the landfill, the bedrock aquifer appears to discharge to the overburden. To the north and far east of the Site, the overburden aquifer appears to recharge the bedrock aquifer. Overburden groundwater flow is radial from the waste mound but generally easterly. Groundwater flow in the shallow bedrock aquifer appears to be southeasterly.

Nearby agricultural activity, road salting, and wetland processes complicate the interpretation of leachate impacts to groundwater and surface water features, as reported by Malroz. Based on ditch inverts, bedrock elevations, and groundwater elevations, shallow groundwater is inferred to discharge to ditches surrounding the Site. Tile drainage east of the Site has the potential to intercept and discharge impacted groundwater to surface.

Leachate Indicator Parameters

The following are potential, core and compliance leachate indicator parameters (LIPs) identified by Malroz:

- Potential: Alkalinity, aluminum, ammonia, barium, boron, chloride, cobalt, conductivity, dissolved organic carbon (DOC), hardness, iron, manganese, magnesium, potassium, sodium, sulphate, strontium, total dissolved solids (TDS) and total Kjeldahl nitrogen (TKN).
- Core: Ammonia, boron, cobalt, DOC, hardness, iron, manganese, sulphate, and strontium.
- Compliance: boron, DOC, hardness, iron, manganese, sulphate, and per-/polyfluoroalkyl substances (PFAS).

Surface Water Monitoring Program and Results

The surface water monitoring program consists of the following stations:

North Watercourse

- SW16 (background, northern watercourse): on the northern side of CR34.
- SW4: on the upstream side of the culvert along Kidd Road S.
- SW8: in the ditch along CR34 at the northeast property boundary and is the second-most downstream site.
- SW12: in the ditch along the eastern property boundary.
- SW14*: in the ditch running along the southern aspect of CR34. Upstream of the confluence of the south and north watercourses. Receives water from all northern watercourse stations and the tile drain system east of the Site.

South Watercourse

- SW15 (background, southern watercourse): in the marshy area south of the Site.

- SW1: downstream side of unnamed tributary and receives potentially impacted water from marshy area south of the waste mound.
- SW11: in marshy area south of the Site.
- SW13*: east of the landfill downgradient of the south wetland and SW1. Prior to confluence of the north and south watercourses.

All stations were lentic or without visible flow in the spring. In the fall, SW15 and SW16 were flowing; all other stations were lentic.

None of the surface water stations exceeded guidelines for boron, DOC, hardness, manganese or sulphate. Iron exceeded PWQO in the background of the north and south watercourses (SW4 and SW15, respectively), as well as at downstream stations in the north watercourse (SW8, SW12, SW14) and south watercourse (SW1, SW11, and SW13). The similarity in concentrations between background and downstream stations was interpreted by Malroz to indicate naturally elevated concentrations; I agree with this interpretation based on the 2022 data.

Compliance LIPs for surface water north of the Site are characterized by background station SW4 and downstream stations SW8, SW12, SW14, and SW16. SW12 was not sampled due to low water volumes during the spring sampling event. In the northern watercourse, spring nitrate concentrations exceeded PWQO and background concentrations at SW8 and SW16. Chloride exceeded guidelines and background concentrations at SW12 in fall. Dissolved oxygen at SW12 was 0 mg/L during the fall sampling event.

Compliance LIPs for surface water south of the Site are characterized by background station SW15 and downstream stations SW1, SW11, and SW13. Relative to background conditions, a number of parameters exceeded background conditions in the southern watercourse. Ammonia was elevated at SW1 relative to SW15 and exceeded relevant guidelines. Though not addressed by Malroz, vanadium, zinc, lead, and copper were elevated at SW1 and SW13 relative to SW15 and relevant guidelines; concentrations at SW1 were similar to SW13, pointing towards a non-landfill source, as similar concentrations were observed in the northern watercourse in the background (SW4) and SW14. Phenols above guidelines at SW11 in fall are likely related to wetland conditions as phenols were also detected above method detection limits at the background station (SW15) during the fall sampling event.

Summary and Recommendations

Malroz concludes the following as related to surface water:

- Groundwater impacts to the south of the Site are expected to discharge to the nearby wetland and southern unnamed tributary. Compliance in the south is determined by the surface water monitoring program.
    - I agree that the current monitoring program demonstrates leachate influence on the southern low-lying areas and unnamed tributary.
- Potential leachate impacts to surface water appear to be limited within the Site boundaries and the monitoring network. Leachate impacts may be masked by background loading of several indicator parameters. Concentrations of leachate indicators in downstream surface water stations do not appear to be leachate-related based on the surface water evaluation.

- Surface water quality in the north watercourse is similar between background (SW4) and at the most downstream station (SW14). At SW12 and SW16, however, chloride and/or TKN are elevated above background concentrations which may reflect leachate impacts.
- In the south watercourse, a number of metals were elevated at the most downstream station (SW13) relative to background (SW15); this is not directly attributable to the landfill as the elevated parameters are not LIPs but may be the result of road adjacency.

- The surface water monitoring program should be continued.

Please let me know if you have any questions about these comments.

Brigitte Simmatis, Ph.D.
BS/bs

ec: Victor Castro
Eric Martin

Appendix F

Daily Inspections and Waste Logs Summary

Township of Leeds and the Thousand Islands
1233 Prince Street, P.O. Box 280
Lansdowne, ON K0E 1L0

☐ Lansdowne
☐ Lyndhurst
☐ Escott

WASTE DISPOSAL SITE
DAILY INSPECTION FORM

DATE: Dec 30/23 **TIME:** 8:30 **STAFF:** Paul / Andy

DEFICIENCIES OBSERVED: **Description / Location**

Ponded Water:	Yes / No	
Windblown Litter:	Yes / No	
Leachate Springs:	Yes / No	
Animals:	Yes / No	Crows
Other:	Yes / No	People in A-M

RECOMMENDED ACTIONS / ACTIONS TAKEN:

RECYCLING: **TYPE**

DATE BINS WERE ORDERED: / /

DATES BINS WERE PICKED UP: / /

REJECTED LOADS:

TIME	HAULER NAME	REASON FOR REJECTION

OTHER COMMENTS / OBSERVATIONS
Posted Crows - Busy
Labels - Packed Bins

COMMERCIAL HAULER OR LARGE LOADS

Time	Hauler	Material	Quantity (estimate volume & weight)	Visual Check (Yes/No)
8:30	Private	Construction	1 T/C	Clean Up
	"	"	1 T/C	" "
	"	"	1 T/C	" "

TOTAL COUNT OF HOUSEHOLD USERS: 213

AREA OF WASTE DISPOSAL: **All waste sent to active face:** Yes / No

IF NO: Waste Sent To:

LITTER CONTROL: Yes / No

DETAILS: Pick up Around Bins

APPLICATION OF DUST SUPPRESSANT: Yes / No

DETAILS:

DAILY INSPECTION FORM COMPLETED: Yes / No

DETAILS:

COMPLAINTS RECEIVED: Yes / No

If Yes, complaint file number(s) and topic:

SIGNATURE **Print Staff Name:** Peter Crawford

OFFICE USE:

Date Reviewed: **Reviewer:** **File Number:**

PRINTED BY GIGPRINT | GIGPRINT.ca | 1.800.461.5032

Township of Leeds and the Thousand Islands
1233 Prince Street, P.O. Box 280
Lansdowne, ON K0E 1L0

☐ Lansdowne
☐ Lyndhurst
☐ Escott

WASTE DISPOSAL SITE
DAILY INSPECTION FORM

DATE: Dec 29/23 **TIME:** 8:30 **STAFF:** Paul T / Alan M

DEFICIENCIES OBSERVED: Description / Location

Ponded Water: Yes / No
Windblown Litter: Yes / No
Leachate Springs: Yes / No
Animals: Yes / No — Coy
Other: Yes / No — People in A.H

RECOMMENDED ACTIONS / ACTIONS TAKEN:

RECYCLING: **TYPE**

DATE BINS WERE ORDERED: / / — Cardboard

DATES BINS WERE PICKED UP: / /

REJECTED LOADS:

TIME	HAULER NAME	REASON FOR REJECTION

OTHER COMMENTS / OBSERVATIONS Brought to Escott to Place Bins

COMMERCIAL HAULER OR LARGE LOADS

Time	Hauler	Material	Quantity (estimate volume & weight)	Visual Check (Yes/No)
	Private	Garbage	1 T/C	Clean Up
	"	"	1 T/C	" "

TOTAL COUNT OF HOUSEHOLD USERS: 281

AREA OF WASTE DISPOSAL: All waste sent to active face: Yes / No

IF NO: Waste Sent To:

LITTER CONTROL: Yes / No

DETAILS: Brought Bins — Pushed Garbage & Leaves

APPLICATION OF DUST SUPPRESSANT: Yes / No

DETAILS:

DAILY INSPECTION FORM COMPLETED: Yes / No

DETAILS:

COMPLAINTS RECEIVED: Yes / No

If Yes, complaint file number(s) and topic:

SIGNATURE **Print Staff Name:** P. Trotter

OFFICE USE:

Date Reviewed: **Reviewer:** **File Number:**

PRINTED BY GIGPRINT | GIGPRINT.ca | 1.800.461.5032

Township of Leeds and the Thousand Islands
1233 Prince Street, P.O. Box 280
Lansdowne, ON K0E 1L0

☐ Lansdowne
☐ Lyndhurst
☐ Escott

WASTE DISPOSAL SITE
DAILY INSPECTION FORM

DATE: Dec 28/23 **TIME:** 8:30 **STAFF:** Paul J / Aaron M

DEFICIENCIES OBSERVED: **Description / Location**

Ponded Water:	Yes / No	
Windblown Litter:	Yes / No	
Leachate Springs:	Yes / No	
Animals:	Yes / No	Cats
Other:	Yes / No	People in A.M.

RECOMMENDED ACTIONS / ACTIONS TAKEN:

RECYCLING: **TYPE**

DATE BINS WERE ORDERED: / / Per Orders Plastic & Paper

DATES BINS WERE PICKED UP: / /

REJECTED LOADS:

TIME	HAULER NAME	REASON FOR REJECTION

OTHER COMMENTS / OBSERVATIONS Village Pick up Done Dec 27/23

COMMERCIAL HAULER OR LARGE LOADS

Time	Hauler	Material	Quantity (estimate volume & weight)	Visual Check (Yes/No)
	Fraser	Garbage	4 T/L	
	Private	"	1 T/L	Comm Up
	"	"	1 T/L	" "

TOTAL COUNT OF HOUSEHOLD USERS: 165

AREA OF WASTE DISPOSAL: **All waste sent to active face:** Yes / No

IF NO: Waste Sent To:

LITTER CONTROL: Yes / No

DETAILS:

APPLICATION OF DUST SUPPRESSANT: Yes / No

DETAILS:

DAILY INSPECTION FORM COMPLETED: Yes / No

DETAILS:

COMPLAINTS RECEIVED: Yes / No

If Yes, complaint file number(s) and topic:

SIGNATURE **Print Staff Name:** P. Jackson

OFFICE USE:

Date Reviewed: **Reviewer:** **File Number:**

PRINTED BY GIGPRINT | GIGPRINT.ca | 1.800.461.5032

Township of Leeds and the Thousand Islands
1233 Prince Street, P.O. Box 280
Lansdowne, ON K0E 1L0

☒ Lansdowne
☐ Lyndhurst
☐ Escott

WASTE DISPOSAL SITE
DAILY INSPECTION FORM

DATE: Dec 23/23 **TIME:** 8 30 **STAFF:** Paul T / Steve A.

DEFICIENCIES OBSERVED: **Description / Location**

Ponded Water:	Yes / No	
Windblown Litter:	Yes / No	
Leachate Springs:	Yes / No	
Animals:	Yes / No	Gulls
Other:	Yes / No	Propane in A.H.

RECOMMENDED ACTIONS / ACTIONS TAKEN:

RECYCLING: **TYPE**

DATE BINS WERE ORDERED: / /

DATES BINS WERE PICKED UP: / /

REJECTED LOADS:

TIME	HAULER NAME	REASON FOR REJECTION

OTHER COMMENTS / OBSERVATIONS Pushed Garbage — Packed Bins

COMMERCIAL HAULER OR LARGE LOADS

Time	Hauler	Material	Quantity (estimate volume & weight)	Visual Check (Yes/No)
8 30	Private	Garbage	1/2 T/L	65.00
1 30	"	"	1 T/L	Cover Up

TOTAL COUNT OF HOUSEHOLD USERS: 257

AREA OF WASTE DISPOSAL: **All waste sent to active face:** Yes / No

IF NO: Waste Sent To:

LITTER CONTROL: Yes / No

DETAILS:

APPLICATION OF DUST SUPPRESSANT: Yes / No

DETAILS:

DAILY INSPECTION FORM COMPLETED: Yes / No

DETAILS:

COMPLAINTS RECEIVED: Yes / No

If Yes, complaint file number(s) and topic:

SIGNATURE **Print Staff Name:** P. Jeffers

OFFICE USE:

Date Reviewed: **Reviewer:** **File Number:**

PRINTED BY GIGPRINT | GIGPRINT.ca | 1.800.461.5032

Township of Leeds and the Thousand Islands
1233 Prince Street, P.O. Box 280
Lansdowne, ON K0E 1L0

- [x] Lansdowne
- [ ] Lyndhurst
- [ ] Escott

WASTE DISPOSAL SITE
DAILY INSPECTION FORM

DATE: Dec 22/23 **TIME:** 8:30 **STAFF:** PWC / ALW M

DEFICIENCIES OBSERVED: Description / Location

Ponded Water:	Yes / No	
Windblown Litter:	Yes / No	
Leachate Springs:	Yes / No	
Animals:	Yes / No	Cats
Other:	Yes / No	People in A.M.

RECOMMENDED ACTIONS / ACTIONS TAKEN:

RECYCLING: **TYPE**

DATE BINS WERE ORDERED: / /

DATES BINS WERE PICKED UP: / /

REJECTED LOADS:

TIME	HAULER NAME	REASON FOR REJECTION

OTHER COMMENTS / OBSERVATIONS
Back hoe to Escott to place Bins & push garbage.

COMMERCIAL HAULER OR LARGE LOADS

Time	Hauler	Material	Quantity (estimate volume & weight)	Visual Check (Yes/No)
	Private	Garbage	1 T/C	Cleaned up
	"	"	1 T/C	" "

TOTAL COUNT OF HOUSEHOLD USERS: 202

AREA OF WASTE DISPOSAL: **All waste sent to active face:** Yes / No

IF NO: Waste Sent To:

LITTER CONTROL: Yes / No

DETAILS: Pushed Garbage - Placed Bins.

APPLICATION OF DUST SUPPRESSANT: Yes / No

DETAILS:

DAILY INSPECTION FORM COMPLETED: Yes / No

DETAILS:

COMPLAINTS RECEIVED: Yes / No

If Yes, complaint file number(s) and topic:

SIGNATURE **Print Staff Name:** P. Trapper

OFFICE USE:

Date Reviewed: **Reviewer:** **File Number:**

PRINTED BY GIGPRINT | GIGPRINT.ca | 1.800.461.5032

Township of Leeds and the Thousand Islands
1233 Prince Street, P.O. Box 280
Lansdowne, ON K0E 1L0

☑ Lansdowne
☐ Lyndhurst
☐ Escott

WASTE DISPOSAL SITE
DAILY INSPECTION FORM

DATE: Dec 21/23 **TIME:** 8:30 **STAFF:** Paul T / Alan M

DEFICIENCIES OBSERVED:

		Description / Location
Ponded Water:	Yes / No	
Windblown Litter:	Yes / No	
Leachate Springs:	Yes / No	
Animals:	Yes / No	Cats
Other:	Yes / No	People in A-H

RECOMMENDED ACTIONS / ACTIONS TAKEN:

RECYCLING: **TYPE**

DATE BINS WERE ORDERED: / / Plastic - Cardboard -

DATES BINS WERE PICKED UP: / / Paper

REJECTED LOADS:

TIME	HAULER NAME	REASON FOR REJECTION

OTHER COMMENTS / OBSERVATIONS Pushing Cardboard + Leaves

COMMERCIAL HAULER OR LARGE LOADS

Time	Hauler	Material	Quantity (estimate volume & weight)	Visual Check (Yes/No)
	Flatrock	Cardboard	4 T/L	
	Private	"	1 T/L	Clean up
	"	"	1 T/L	" "

TOTAL COUNT OF HOUSEHOLD USERS: 176

AREA OF WASTE DISPOSAL: **All waste sent to active face:** Yes / No

IF NO: Waste Sent To:

LITTER CONTROL: Yes / No

DETAILS: Pick up around Bins / Packing Bins

APPLICATION OF DUST SUPPRESSANT: Yes / No

DETAILS:

DAILY INSPECTION FORM COMPLETED: Yes / No

DETAILS:

COMPLAINTS RECEIVED: Yes / No

If Yes, complaint file number(s) and topic:

SIGNATURE **Print Staff Name:** P. Trapham

OFFICE USE:

Date Reviewed: **Reviewer:** **File Number:**

PRINTED BY GIGPRINT | GIGPRINT.ca | 1.800.461.5032

Township of Leeds and the Thousand Islands
1233 Prince Street, P.O. Box 280
Lansdowne, ON K0E 1L0

- [x] Lansdowne
- [ ] Lyndhurst
- [ ] Escott

WASTE DISPOSAL SITE
DAILY INSPECTION FORM

DATE: Dec 19/23 **TIME:** 8:30 **STAFF:** Paul S / John S

DEFICIENCIES OBSERVED: Description / Location

Ponded Water:	Yes / No	
Windblown Litter:	Yes / No	
Leachate Springs:	Yes / No	
Animals:	Yes / No	Cats
Other:	Yes / No	People in A H

RECOMMENDED ACTIONS / ACTIONS TAKEN:

RECYCLING: **TYPE**

DATE BINS WERE ORDERED: / / Pre Ordered Plastic

DATES BINS WERE PICKED UP: / / + Paper

REJECTED LOADS:

TIME	HAULER NAME	REASON FOR REJECTION

OTHER COMMENTS / OBSERVATIONS
21 - Cardboard - Paper - Plastic / Pushed Garbage
28 - Plastic + Paper 29 - Cardboard /

COMMERCIAL HAULER OR LARGE LOADS

Time	Hauler	Material	Quantity (estimate volume & weight)	Visual Check (Yes/No)
11:40	Private	Garbage	1 T/C	Clean up

TOTAL COUNT OF HOUSEHOLD USERS: 110

AREA OF WASTE DISPOSAL: **All waste sent to active face:** Yes / No

IF NO: Waste Sent To:

LITTER CONTROL: Yes / No

DETAILS: Packed Bins - Pushed Brush

APPLICATION OF DUST SUPPRESSANT: Yes / No

DETAILS:

DAILY INSPECTION FORM COMPLETED: Yes / No

DETAILS:

COMPLAINTS RECEIVED: Yes / No

If Yes, complaint file number(s) and topic:

SIGNATURE **Print Staff Name:** P. Trapano

OFFICE USE:

Date Reviewed: **Reviewer:** **File Number:**

PRINTED BY GIGPRINT | GIGPRINT.ca | 1.800.461.5032

Township of Leeds and the Thousand Islands
1233 Prince Street, P.O. Box 280
Lansdowne, ON K0E 1L0

- [x] Lansdowne
- [ ] Lyndhurst
- [ ] Escott

WASTE DISPOSAL SITE
DAILY INSPECTION FORM

DATE: Dec 18/23 **TIME:** 8:30 Am **STAFF:** Prout / Adam M

DEFICIENCIES OBSERVED: Description / Location

Ponded Water:	Yes / No	
Windblown Litter:	Yes / No	
Leachate Springs:	Yes / No	
Animals:	Yes / No	Cats
Other:	Yes / No	People in A.M.

RECOMMENDED ACTIONS / ACTIONS TAKEN:

RECYCLING: **TYPE**

DATE BINS WERE ORDERED: / /

DATES BINS WERE PICKED UP: / /

REJECTED LOADS:

TIME	HAULER NAME	REASON FOR REJECTION

OTHER COMMENTS / OBSERVATIONS
Back Hoe to Recut to Pack Bins

COMMERCIAL HAULER OR LARGE LOADS

Time	Hauler	Material	Quantity (estimate volume & weight)	Visual Check (Yes/No)
	Frerichs	Garbage	4 T/L	Viewed
	Pauper	"	1 T/L	OK
	"	"	1 T/L	Covered

TOTAL COUNT OF HOUSEHOLD USERS: 73

AREA OF WASTE DISPOSAL: All waste sent to active face: Yes / No

IF NO: Waste Sent To:

LITTER CONTROL: Yes / No

DETAILS: Posted Garbage - Packed Bins.

APPLICATION OF DUST SUPPRESSANT: Yes / No

DETAILS:

DAILY INSPECTION FORM COMPLETED: Yes / No

DETAILS:

COMPLAINTS RECEIVED: Yes / No

If Yes, complaint file number(s) and topic:

SIGNATURE **Print Staff Name:** P. Trottono

OFFICE USE:

Date Reviewed: **Reviewer:** **File Number:**

PRINTED BY GIGPRINT | GIGPRINT.ca | 1.800.461.5032

Township of Leeds and the Thousand Islands

1233 Prince Street, P.O. Box 280
Lansdowne, ON K0E 1L0

- [x] Lansdowne
- [ ] Lyndhurst
- [ ] Escott

WASTE DISPOSAL SITE
DAILY INSPECTION FORM

DATE: Dec 16/23 **TIME:** 8:30 **STAFF:** Paul T / Julie M

DEFICIENCIES OBSERVED: Description / Location

Ponded Water:	Yes / No	
Windblown Litter:	Yes / No	
Leachate Springs:	Yes / No	
Animals:	Yes / No	Cats
Other:	Yes / No	People in D-H

RECOMMENDED ACTIONS / ACTIONS TAKEN:

RECYCLING: **TYPE**

DATE BINS WERE ORDERED: / /

DATES BINS WERE PICKED UP: / /

REJECTED LOADS:

TIME	HAULER NAME	REASON FOR REJECTION

OTHER COMMENTS / OBSERVATIONS
Pushed Garbage - Brush & Leaves - Packed Bins

COMMERCIAL HAULER OR LARGE LOADS

Time	Hauler	Material	Quantity (estimate volume & weight)	Visual Check (Yes/No)

TOTAL COUNT OF HOUSEHOLD USERS: 274

AREA OF WASTE DISPOSAL: **All waste sent to active face:** Yes / No

IF NO: Waste Sent To:

LITTER CONTROL: Yes / No

DETAILS: Pick up Around Bins.

APPLICATION OF DUST SUPPRESSANT: Yes / No

DETAILS:

DAILY INSPECTION FORM COMPLETED: Yes / No

DETAILS:

COMPLAINTS RECEIVED: Yes / No

If Yes, complaint file number(s) and topic:

SIGNATURE **Print Staff Name:** P. Trafford

OFFICE USE:

Date Reviewed: **Reviewer:** **File Number:**

PRINTED BY GIGPRINT | GIGPRINT.ca | 1.800.461.5032

Township of Leeds and the Thousand Islands
1233 Prince Street, P.O. Box 280
Lansdowne, ON K0E 1L0

- [x] Lansdowne
- [ ] Lyndhurst
- [ ] Escott

WASTE DISPOSAL SITE
DAILY INSPECTION FORM

DATE: Dec 15/23 **TIME:** 830 **STAFF:** Paul T / Alan M

DEFICIENCIES OBSERVED: Description / Location

Ponded Water:	Yes / No	
Windblown Litter:	Yes / No	
Leachate Springs:	Yes / No	
Animals:	Yes / No	Cats
Other:	Yes / No	People in A.H.

RECOMMENDED ACTIONS / ACTIONS TAKEN:

RECYCLING: **TYPE**

DATE BINS WERE ORDERED: / / Cardboard + Plastic

DATES BINS WERE PICKED UP: / /

REJECTED LOADS:

TIME	HAULER NAME	REASON FOR REJECTION

OTHER COMMENTS / OBSERVATIONS Packed Bins
Clean up around Bins + out house.

COMMERCIAL HAULER OR LARGE LOADS

Time	Hauler	Material	Quantity (estimate volume & weight)	Visual Check (Yes/No)
12:30	Fleetcraft	Garbage	1 T/L	Fire Hall

TOTAL COUNT OF HOUSEHOLD USERS: 151

AREA OF WASTE DISPOSAL: All waste sent to active face: Yes / No

IF NO: Waste Sent To:

LITTER CONTROL: Yes / No

DETAILS: Pushed Garbage and hauling

APPLICATION OF DUST SUPPRESSANT: Yes / No

DETAILS:

DAILY INSPECTION FORM COMPLETED: Yes / No

DETAILS:

COMPLAINTS RECEIVED: Yes / No

If Yes, complaint file number(s) and topic:

SIGNATURE **Print Staff Name:** P. Trapeno

OFFICE USE:

Date Reviewed: **Reviewer:** **File Number:**

PRINTED BY GIGPRINT | GIGPRINT.ca | 1.800.461.5032

Township of Leeds and the Thousand Islands

1233 Prince Street, P.O. Box 280
Lansdowne, ON K0E 1L0

- [x] Lansdowne
- [ ] Lyndhurst
- [ ] Escott

WASTE DISPOSAL SITE
DAILY INSPECTION FORM

DATE: Dec 14/23 **TIME:** 830 **STAFF:** PAUL T / ALAN M

DEFICIENCIES OBSERVED: Description / Location

Ponded Water:	Yes / No	
Windblown Litter:	Yes / No	
Leachate Springs:	Yes / No	
Animals:	Yes / No	Cats
Other:	Yes / No	People in D.M.

RECOMMENDED ACTIONS / ACTIONS TAKEN:

RECYCLING: **TYPE**

DATE BINS WERE ORDERED: / /

DATES BINS WERE PICKED UP: / /

REJECTED LOADS:

TIME	HAULER NAME	REASON FOR REJECTION
1230	PRIVATE	NOT A RESIDENT

OTHER COMMENTS / OBSERVATIONS Pushed Garbage - Placed Bins
Pushed Leaves - Checked Kids Rd. for Garbage

COMMERCIAL HAULER OR LARGE LOADS

Time	Hauler	Material	Quantity (estimate volume & weight)	Visual Check (Yes/No)
	FLETCHER	GARBAGE	4T/L	
	PRIVATE	CONST.	½ T/L	65.00

TOTAL COUNT OF HOUSEHOLD USERS: 128

AREA OF WASTE DISPOSAL: All waste sent to active face: Yes / No

IF NO: Waste Sent To:

LITTER CONTROL: Yes / No

DETAILS: Cleaned up around Bins

APPLICATION OF DUST SUPPRESSANT: Yes / No

DETAILS:

DAILY INSPECTION FORM COMPLETED: Yes / No

DETAILS:

COMPLAINTS RECEIVED: Yes / No

If Yes, complaint file number(s) and topic:

SIGNATURE **Print Staff Name:** P. Trottier

OFFICE USE:

Date Reviewed: **Reviewer:** **File Number:**

PRINTED BY GIGPRINT | GIGPRINT.ca | 1.800.461.5032

Township of Leeds and the Thousand Islands
1233 Prince Street, P.O. Box 280
Lansdowne, ON K0E 1L0

☐ Lansdowne
☐ Lyndhurst
☐ Escott

WASTE DISPOSAL SITE
DAILY INSPECTION FORM

DATE: Dec 12/23 **TIME:** 8:30 **STAFF:** Paul T / Jonny S

DEFICIENCIES OBSERVED: **Description / Location**

Ponded Water:	Yes / No	
Windblown Litter:	Yes / No	
Leachate Springs:	Yes / No	
Animals:	Yes / No	Cats
Other:	Yes / No	Pipe in A.H.

RECOMMENDED ACTIONS / ACTIONS TAKEN:

RECYCLING: **TYPE**

DATE BINS WERE ORDERED: / / Pre Ordered Plastic

DATES BINS WERE PICKED UP: / / + Paper

REJECTED LOADS:

TIME	HAULER NAME	REASON FOR REJECTION

OTHER COMMENTS / OBSERVATIONS
Mon Hor in to Pull Compactor Out.
Fri - Plastic + Cardboard (Amazon).
Back Deadend Roadway

COMMERCIAL HAULER OR LARGE LOADS

Time	Hauler	Material	Quantity (estimate volume & weight)	Visual Check (Yes/No)

TOTAL COUNT OF HOUSEHOLD USERS: 98

AREA OF WASTE DISPOSAL: **All waste sent to active face:** Yes / No

IF NO: Waste Sent To:

LITTER CONTROL: Yes / No

DETAILS: Rainy Bins - Pushing Leaves + Brush.

APPLICATION OF DUST SUPPRESSANT: Yes / No

DETAILS:

DAILY INSPECTION FORM COMPLETED: Yes / No

DETAILS:

COMPLAINTS RECEIVED: Yes / No

If Yes, complaint file number(s) and topic:

SIGNATURE **Print Staff Name:** P. Trapero

OFFICE USE:

Date Reviewed: **Reviewer:** **File Number:**

PRINTED BY GIGPRINT | GIGPRINT.ca | 1.800.461.5032

Township of Leeds and the Thousand Islands

1233 Prince Street, P.O. Box 280
Lansdowne, ON K0E 1L0

☑ Lansdowne
☐ Lyndhurst
☐ Escott

WASTE DISPOSAL SITE
DAILY INSPECTION FORM

DATE: Dec 11/23 **TIME:** 8:30 **STAFF:** [illegible] / [illegible]

DEFICIENCIES OBSERVED: **Description / Location**

Ponded Water:	Yes / No	
Windblown Litter:	Yes / No	
Leachate Springs:	Yes / No	
Animals:	Yes / No	Gulls
Other:	Yes / No	People in A.M.

RECOMMENDED ACTIONS / ACTIONS TAKEN:

RECYCLING: **TYPE**

DATE BINS WERE ORDERED: / /

DATES BINS WERE PICKED UP: / /

REJECTED LOADS:

TIME	HAULER NAME	REASON FOR REJECTION

OTHER COMMENTS / OBSERVATIONS

Packing Bins - Bring Garbage - Back hoe to Escott to Pack Bins

COMMERCIAL HAULER OR LARGE LOADS

Time	Hauler	Material	Quantity (estimate volume & weight)	Visual Check (Yes/No)
	Fuller	Garbage	HTL	Yes

TOTAL COUNT OF HOUSEHOLD USERS: 99

AREA OF WASTE DISPOSAL: **All waste sent to active face:** Yes / No

IF NO: Waste Sent To:

LITTER CONTROL: Yes / No

DETAILS: Pick up around Bins.

APPLICATION OF DUST SUPPRESSANT: Yes / No

DETAILS:

DAILY INSPECTION FORM COMPLETED: Yes / No

DETAILS:

COMPLAINTS RECEIVED: Yes / No

If Yes, complaint file number(s) and topic:

SIGNATURE **Print Staff Name:** P. Tomaro

OFFICE USE:

Date Reviewed: **Reviewer:** **File Number:**

PRINTED BY GIGPRINT | GIGPRINT.ca | 1.800.461.5032

Township of Leeds and the Thousand Islands

1233 Prince Street, P.O. Box 280
Lansdowne, ON K0E 1L0

- [x] Lansdowne
- [ ] Lyndhurst
- [ ] Escott

WASTE DISPOSAL SITE
DAILY INSPECTION FORM

DATE: Dec 9/23 **TIME:** 830 **STAFF:** Paul / Al B

DEFICIENCIES OBSERVED: Description / Location

Ponded Water:	(Yes) / No	
Windblown Litter:	(Yes) / No	
Leachate Springs:	Yes / (No)	
Animals:	(Yes) / No	Cats
Other:	(Yes) / No	People in A.M.

RECOMMENDED ACTIONS / ACTIONS TAKEN:

RECYCLING: **TYPE**

DATE BINS WERE ORDERED: / /

DATES BINS WERE PICKED UP: / /

REJECTED LOADS:

TIME	HAULER NAME	REASON FOR REJECTION

OTHER COMMENTS / OBSERVATIONS Pushed Leaves + Garbage

COMMERCIAL HAULER OR LARGE LOADS

Time	Hauler	Material	Quantity (estimate volume & weight)	Visual Check (Yes/No)
1245	Privata	Constr.	1/2 TK	65.00

TOTAL COUNT OF HOUSEHOLD USERS: 246

AREA OF WASTE DISPOSAL: **All waste sent to active face:** (Yes) / No

IF NO: Waste Sent To:

LITTER CONTROL: (Yes) / No

DETAILS: Packed Bins

APPLICATION OF DUST SUPPRESSANT: Yes / (No)

DETAILS:

DAILY INSPECTION FORM COMPLETED: (Yes) / No

DETAILS:

COMPLAINTS RECEIVED: Yes / (No)

If Yes, complaint file number(s) and topic:

SIGNATURE **Print Staff Name:** P. Trottier

OFFICE USE:

Date Reviewed: **Reviewer:** **File Number:**

PRINTED BY GIGPRINT | GIGPRINT.ca | 1.800.461.5032

Township of Leeds and the Thousand Islands
1233 Prince Street, P.O. Box 280
Lansdowne, ON K0E 1L0

- [x] Lansdowne
- [ ] Lyndhurst
- [ ] Escott

WASTE DISPOSAL SITE
DAILY INSPECTION FORM

DATE: Dec 8/22 **TIME:** 8:30 **STAFF:** Paul T / Alan M

DEFICIENCIES OBSERVED: Description / Location

Ponded Water:	Yes / No	
Windblown Litter:	Yes / No	
Leachate Springs:	Yes / No	
Animals:	Yes / No	Cats
Other:	Yes / No	People in A.M.

RECOMMENDED ACTIONS / ACTIONS TAKEN:

RECYCLING: **TYPE**

DATE BINS WERE ORDERED: / / Plastic + Scrap

DATES BINS WERE PICKED UP: / /

REJECTED LOADS:

TIME	HAULER NAME	REASON FOR REJECTION

OTHER COMMENTS / OBSERVATIONS Packed Bins.

COMMERCIAL HAULER OR LARGE LOADS

Time	Hauler	Material	Quantity (estimate volume & weight)	Visual Check (Yes/No)

TOTAL COUNT OF HOUSEHOLD USERS: 133

AREA OF WASTE DISPOSAL: All waste sent to active face: Yes / No

IF NO: Waste Sent To:

LITTER CONTROL: Yes / No

DETAILS: Posted Garbage - Turned Leaves - Pick up Around Bins.

APPLICATION OF DUST SUPPRESSANT: Yes / No

DETAILS:

DAILY INSPECTION FORM COMPLETED: Yes / No

DETAILS:

COMPLAINTS RECEIVED: Yes / No

If Yes, complaint file number(s) and topic:

SIGNATURE **Print Staff Name:** P. Trotter

OFFICE USE:

Date Reviewed: **Reviewer:** **File Number:**

PRINTED BY GIGPRINT | GIGPRINT.ca | 1.800.461.5032

Township of Leeds and the Thousand Islands

1233 Prince Street, P.O. Box 280
Lansdowne, ON K0E 1L0

- [x] Lansdowne
- [ ] Lyndhurst
- [ ] Escott

WASTE DISPOSAL SITE
DAILY INSPECTION FORM

DATE: Dec 7/23 **TIME:** 8:30 **STAFF:** Paul T / Alan B

DEFICIENCIES OBSERVED:

		Description / Location
Ponded Water:	Yes / No	
Windblown Litter:	Yes / No	
Leachate Springs:	Yes / No	
Animals:	Yes / No	Cats
Other:	Yes / No	People in A.H.

RECOMMENDED ACTIONS / ACTIONS TAKEN:

RECYCLING:

DATE BINS WERE ORDERED: / /

DATES BINS WERE PICKED UP: / /

TYPE Paper + Cardboard

REJECTED LOADS:

TIME	HAULER NAME	REASON FOR REJECTION

OTHER COMMENTS / OBSERVATIONS Packed Bins – Plowed Snow

COMMERCIAL HAULER OR LARGE LOADS

Time	Hauler	Material	Quantity (estimate volume & weight)	Visual Check (Yes/No)
	Fletcher	Garbage	4T/L	

TOTAL COUNT OF HOUSEHOLD USERS: 85

AREA OF WASTE DISPOSAL: **All waste sent to active face:** Yes / No

IF NO: Waste Sent To:

LITTER CONTROL: Yes / No

DETAILS: Pushing Garbage – Brush + Leaves

APPLICATION OF DUST SUPPRESSANT: Yes / No

DETAILS:

DAILY INSPECTION FORM COMPLETED: Yes / No

DETAILS:

COMPLAINTS RECEIVED: Yes / No

If Yes, complaint file number(s) and topic:

SIGNATURE **Print Staff Name:** P. Trafford

OFFICE USE:

Date Reviewed: **Reviewer:** **File Number:**

PRINTED BY GIGPRINT | GIGPRINT.ca | 1.800.461.5032

Township of Leeds and the Thousand Islands
1233 Prince Street, P.O. Box 280
Lansdowne, ON K0E 1L0

☐ Lansdowne
☐ Lyndhurst
☐ Escott

WASTE DISPOSAL SITE
DAILY INSPECTION FORM

DATE: Dec 5/23 **TIME:** 8:30 **STAFF:** Paul T / John S

DEFICIENCIES OBSERVED:

		Description / Location
Ponded Water:	(Yes) / No	
Windblown Litter:	(Yes) / No	
Leachate Springs:	Yes / (No)	
Animals:	(Yes) / No	Cats
Other:	(Yes) / No	People in AM

RECOMMENDED ACTIONS / ACTIONS TAKEN:

RECYCLING:

DATE BINS WERE ORDERED: / /

DATES BINS WERE PICKED UP: / /

TYPE Pre Ordered Plastic + Paper

REJECTED LOADS:

TIME	HAULER NAME	REASON FOR REJECTION

OTHER COMMENTS / OBSERVATIONS
Times Cardboard + Paper
Eri Plastic + Scrap

COMMERCIAL HAULER OR LARGE LOADS

Time	Hauler	Material	Quantity (estimate volume & weight)	Visual Check (Yes/No)
	Private	Cardboard	1 T/L	Clean Up

TOTAL COUNT OF HOUSEHOLD USERS: 85

AREA OF WASTE DISPOSAL: **All waste sent to active face:** (Yes) / No

IF NO: Waste Sent To:

LITTER CONTROL: (Yes) / No

DETAILS: Pushed Litter / Picked Bins

APPLICATION OF DUST SUPPRESSANT: Yes / (No)

DETAILS:

DAILY INSPECTION FORM COMPLETED: (Yes) / No

DETAILS:

COMPLAINTS RECEIVED: Yes / (No)

If Yes, complaint file number(s) and topic:

SIGNATURE **Print Staff Name:** P Tomlinson

OFFICE USE:

Date Reviewed: **Reviewer:** **File Number:**

PRINTED BY GIGPRINT | GIGPRINT.ca | 1.800.461.5032

Township of Leeds and the Thousand Islands
1233 Prince Street, P.O. Box 280
Lansdowne, ON K0E 1L0

- [x] Lansdowne
- [ ] Lyndhurst
- [ ] Escott

WASTE DISPOSAL SITE
DAILY INSPECTION FORM

DATE: Dec 4/23 **TIME:** 8:30 am **STAFF:** Paul / Stark A.

DEFICIENCIES OBSERVED: Description / Location

Ponded Water:	Yes / No	
Windblown Litter:	Yes / No	
Leachate Springs:	Yes / No	
Animals:	Yes / No	Cats
Other:	Yes / No	People in A.M.

RECOMMENDED ACTIONS / ACTIONS TAKEN:

RECYCLING: **TYPE**

DATE BINS WERE ORDERED: / /

DATES BINS WERE PICKED UP: / /

REJECTED LOADS:

TIME	HAULER NAME	REASON FOR REJECTION

OTHER COMMENTS / OBSERVATIONS Backhoe to Escott to Push Garbage + Pack Bins.

COMMERCIAL HAULER OR LARGE LOADS

Time	Hauler	Material	Quantity (estimate volume & weight)	Visual Check (Yes/No)
	Fletcher	Garbage	4 T/L	Viewed.

TOTAL COUNT OF HOUSEHOLD USERS: 112

AREA OF WASTE DISPOSAL: **All waste sent to active face:** Yes / No

IF NO: Waste Sent To:

LITTER CONTROL: Yes / No

DETAILS: Pushed Garbage - Packed Bins.

APPLICATION OF DUST SUPPRESSANT: Yes / No

DETAILS:

DAILY INSPECTION FORM COMPLETED: Yes / No

DETAILS:

COMPLAINTS RECEIVED: Yes / No

If Yes, complaint file number(s) and topic:

SIGNATURE **Print Staff Name:** P. Jackson

OFFICE USE:

Date Reviewed: **Reviewer:** **File Number:**

PRINTED BY GIGPRINT | GIGPRINT.ca | 1.800.461.5032

Township of Leeds and the Thousand Islands
1233 Prince Street, P.O. Box 280
Lansdowne, ON K0E 1L0

- [x] Lansdowne
- [ ] Lyndhurst
- [ ] Escott

WASTE DISPOSAL SITE
DAILY INSPECTION FORM

DATE: Dec 2/23 **TIME:** 830 **STAFF:** Paul J / Steve A

DEFICIENCIES OBSERVED:

		Description / Location
Ponded Water:	Yes / No	
Windblown Litter:	Yes / No	
Leachate Springs:	Yes / No	
Animals:	Yes / No	Cats
Other:	Yes / No	Propane in A.H.

RECOMMENDED ACTIONS / ACTIONS TAKEN:

RECYCLING: **TYPE**

DATE BINS WERE ORDERED: / /

DATES BINS WERE PICKED UP: / /

REJECTED LOADS:

TIME	HAULER NAME	REASON FOR REJECTION

OTHER COMMENTS / OBSERVATIONS Paper Bins /

COMMERCIAL HAULER OR LARGE LOADS

Time	Hauler	Material	Quantity (estimate volume & weight)	Visual Check (Yes/No)
10 00	Private	Garbage	1/2 T/L	65.00

TOTAL COUNT OF HOUSEHOLD USERS: 227

AREA OF WASTE DISPOSAL: **All waste sent to active face:** Yes / No

IF NO: Waste Sent To:

LITTER CONTROL: Yes / No

DETAILS: Pushed Garbage – Leaves & Brush

APPLICATION OF DUST SUPPRESSANT: Yes / No

DETAILS:

DAILY INSPECTION FORM COMPLETED: Yes / No

DETAILS:

COMPLAINTS RECEIVED: Yes / No

If Yes, complaint file number(s) and topic:

SIGNATURE **Print Staff Name:** P. Jossland

OFFICE USE:

Date Reviewed: **Reviewer:** **File Number:**

PRINTED BY GIGPRINT | GIGPRINT.ca | 1.800.461.5032

Township of Leeds and the Thousand Islands

1233 Prince Street, P.O. Box 280
Lansdowne, ON K0E 1L0

- [x] Lansdowne
- [ ] Lyndhurst
- [ ] Escott

WASTE DISPOSAL SITE
DAILY INSPECTION FORM

DATE: Dec 1/23 **TIME:** 8:30 **STAFF:** Paul T / Alan M

DEFICIENCIES OBSERVED:

		Description / Location
Ponded Water:	Yes / No	
Windblown Litter:	Yes / No	
Leachate Springs:	Yes / No	
Animals:	Yes / No	Cats
Other:	Yes / No	People in A-H

RECOMMENDED ACTIONS / ACTIONS TAKEN:

RECYCLING:

DATE BINS WERE ORDERED: / /

DATES BINS WERE PICKED UP: / /

TYPE Cardboard & Plastic

REJECTED LOADS:

TIME	HAULER NAME	REASON FOR REJECTION

OTHER COMMENTS / OBSERVATIONS

Backhoe to Escott to Pack Bins.
Pushed leaves & Brush

COMMERCIAL HAULER OR LARGE LOADS

Time	Hauler	Material	Quantity (estimate volume & weight)	Visual Check (Yes/No)

TOTAL COUNT OF HOUSEHOLD USERS: 131

AREA OF WASTE DISPOSAL: All waste sent to active face: Yes / No

IF NO: Waste Sent To:

LITTER CONTROL: Yes / No

DETAILS: Packed Bins - Posted Garbage

APPLICATION OF DUST SUPPRESSANT: Yes / No

DETAILS:

DAILY INSPECTION FORM COMPLETED: Yes / No

DETAILS:

COMPLAINTS RECEIVED: Yes / No

If Yes, complaint file number(s) and topic:

SIGNATURE **Print Staff Name:** P. Trafford

OFFICE USE:

Date Reviewed: **Reviewer:** **File Number:**

PRINTED BY GIGPRINT | GIGPRINT.ca | 1.800.461.5032

Township of Leeds and the Thousand Islands
1233 Prince Street, P.O. Box 280
Lansdowne, ON K0E 1L0

☒ Lansdowne
☐ Lyndhurst
☐ Escott

WASTE DISPOSAL SITE
DAILY INSPECTION FORM

DATE: Nov 30/23 **TIME:** 8 30 am **STAFF:** Paul J / Alan M

DEFICIENCIES OBSERVED:

		Description / Location
Ponded Water:	Yes / No	
Windblown Litter:	Yes / No	
Leachate Springs:	Yes / No	
Animals:	Yes / No	Cats
Other:	Yes / No	People in A M

RECOMMENDED ACTIONS / ACTIONS TAKEN:

RECYCLING: **TYPE**

DATE BINS WERE ORDERED: / /

DATES BINS WERE PICKED UP: / /

REJECTED LOADS:

TIME	HAULER NAME	REASON FOR REJECTION

OTHER COMMENTS / OBSERVATIONS Clean up on Kidd Rd Sauvey / Pushed Cardboard

COMMERCIAL HAULER OR LARGE LOADS

Time	Hauler	Material	Quantity (estimate volume & weight)	Visual Check (Yes/No)
	Furtenbaugh	Cardboard	4 T/L	
	Pelo Ash	Cardboard	1 T/L	Clean Up
	"	"	1 T/L	" "
	"	"	1 T/L	" "
	"	"	1 T/L	" "

TOTAL COUNT OF HOUSEHOLD USERS: 122

AREA OF WASTE DISPOSAL: All waste sent to active face: Yes / No

IF NO: Waste Sent To:

LITTER CONTROL: Yes / No

DETAILS: Placed Bins - Pushed Brush + Leaves

APPLICATION OF DUST SUPPRESSANT: Yes / No

DETAILS:

DAILY INSPECTION FORM COMPLETED: Yes / No

DETAILS:

COMPLAINTS RECEIVED: Yes / No

If Yes, complaint file number(s) and topic:

SIGNATURE **Print Staff Name:** P Thompson

OFFICE USE:

Date Reviewed: **Reviewer:** **File Number:**

PRINTED BY GIGPRINT | GIGPRINT.ca | 1.800.461.5032

Township of Leeds and the Thousand Islands
1233 Prince Street, P.O. Box 280
Lansdowne, ON K0E 1L0

- [x] Lansdowne
- [x] Lyndhurst
- [ ] Escott

WASTE DISPOSAL SITE
DAILY INSPECTION FORM

DATE: Nov 28/23 **TIME:** 8:15 **STAFF:** John Stafford/AL Bont

DEFICIENCIES OBSERVED:

		Description / Location
Ponded Water:	Yes / ~~No~~	
Windblown Litter:	~~Yes~~ / No	
Leachate Springs:	Yes / ~~No~~	
Animals:	Yes / ~~No~~	
Other:	Yes / No	

RECOMMENDED ACTIONS / ACTIONS TAKEN:

RECYCLING: **TYPE**

DATE BINS WERE ORDERED: Nov/28/23 ccc/mixed

DATES BINS WERE PICKED UP: Nov/28/23 paper/mixed

REJECTED LOADS:

TIME	HAULER NAME	REASON FOR REJECTION

OTHER COMMENTS / OBSERVATIONS

COMMERCIAL HAULER OR LARGE LOADS

Time	Hauler	Material	Quantity (estimate volume & weight)	Visual Check (Yes/No)

TOTAL COUNT OF HOUSEHOLD USERS: 142

AREA OF WASTE DISPOSAL: **All waste sent to active face:** ~~Yes~~ / No

IF NO: Waste Sent To:

LITTER CONTROL: ~~Yes~~ / No

DETAILS:

APPLICATION OF DUST SUPPRESSANT: Yes / ~~No~~

DETAILS:

DAILY INSPECTION FORM COMPLETED: ~~Yes~~ / No

DETAILS:

COMPLAINTS RECEIVED: Yes / ~~No~~

If Yes, complaint file number(s) and topic:

SIGNATURE **Print Staff Name:** John Stafford

OFFICE USE:

Date Reviewed: **Reviewer:** **File Number:**

PRINTED BY GIGPRINT | GIGPRINT.ca | 1.800.461.5032

Township of Leeds and the Thousand Islands
1233 Prince Street, P.O. Box 280
Lansdowne, ON K0E 1L0

☑ Lansdowne
☐ Lyndhurst
☐ Escott

WASTE DISPOSAL SITE
DAILY INSPECTION FORM

DATE: Nov 27/23 **TIME:** 8 30 am **STAFF:** Paul T / Alan M

DEFICIENCIES OBSERVED: Description / Location

Ponded Water: Yes / No
Windblown Litter: Yes / No
Leachate Springs: Yes / No
Animals: Yes / No — Cats
Other: Yes / No — Propane in A.M.

RECOMMENDED ACTIONS / ACTIONS TAKEN:

RECYCLING: **TYPE**

DATE BINS WERE ORDERED: / /

DATES BINS WERE PICKED UP: / /

REJECTED LOADS:

TIME	HAULER NAME	REASON FOR REJECTION

OTHER COMMENTS / OBSERVATIONS
Packed Bins - Pushed Brush & Leaves Back over to Escott to Pack Bins

COMMERCIAL HAULER OR LARGE LOADS

Time	Hauler	Material	Quantity (estimate volume & weight)	Visual Check (Yes/No)
	Flatchar	Garbage	4 T/L	Vilnack PU
11 30	Private	"	1/2 T/L	G 1:00
1 00	"	"	1/2 T/L	G 1:00

TOTAL COUNT OF HOUSEHOLD USERS: 134

AREA OF WASTE DISPOSAL: All waste sent to active face: Yes / No
IF NO: Waste Sent To:

LITTER CONTROL: Yes / No
DETAILS: Pick up Around Bins / Pushed Garbage

APPLICATION OF DUST SUPPRESSANT: Yes / No
DETAILS:

DAILY INSPECTION FORM COMPLETED: Yes / No
DETAILS:

COMPLAINTS RECEIVED: Yes / No
If Yes, complaint file number(s) and topic:

SIGNATURE **Print Staff Name:** P. Trafford

OFFICE USE:

Date Reviewed: **Reviewer:** **File Number:**

PRINTED BY GIGPRINT | GIGPRINT.ca | 1.800.461.5032

Township of Leeds and the Thousand Islands

1233 Prince Street, P.O. Box 280
Lansdowne, ON K0E 1L0

- [x] Lansdowne
- [ ] Lyndhurst
- [ ] Escott

WASTE DISPOSAL SITE
DAILY INSPECTION FORM

DATE: Nov 25/23 **TIME:** 8:30 AM **STAFF:** PAUL / JOHN M

DEFICIENCIES OBSERVED: **Description / Location**

Ponded Water:	Yes / No	
Windblown Litter:	Yes / No	
Leachate Springs:	Yes / No	
Animals:	Yes / No	CATS
Other:	Yes / No	Propane in A.H.

RECOMMENDED ACTIONS / ACTIONS TAKEN:

RECYCLING: **TYPE**

DATE BINS WERE ORDERED: / /

DATES BINS WERE PICKED UP: / /

REJECTED LOADS:

TIME	HAULER NAME	REASON FOR REJECTION

OTHER COMMENTS / OBSERVATIONS Pushed Garbage on Hill — Packed Bins — Brush + leaves Pushed Back

COMMERCIAL HAULER OR LARGE LOADS

Time	Hauler	Material	Quantity (estimate volume & weight)	Visual Check (Yes/No)

TOTAL COUNT OF HOUSEHOLD USERS: 237

AREA OF WASTE DISPOSAL: **All waste sent to active face:** Yes / No

IF NO: Waste Sent To:

LITTER CONTROL: Yes / No

DETAILS: Pick up around Bins.

APPLICATION OF DUST SUPPRESSANT: Yes / No

DETAILS:

DAILY INSPECTION FORM COMPLETED: Yes / No

DETAILS:

COMPLAINTS RECEIVED: Yes / No

If Yes, complaint file number(s) and topic:

SIGNATURE **Print Staff Name:** P. Thompson

OFFICE USE:

Date Reviewed: **Reviewer:** **File Number:**

PRINTED BY GIGPRINT | GIGPRINT.ca | 1.800.461.5032

Township of Leeds and the Thousand Islands

1233 Prince Street, P.O. Box 280
Lansdowne, ON K0E 1L0

- [x] Lansdowne
- [ ] Lyndhurst
- [ ] Escott

WASTE DISPOSAL SITE
DAILY INSPECTION FORM

DATE: Nov 24/23 **TIME:** 8 30 am **STAFF:** Paul T / Alan M

DEFICIENCIES OBSERVED: Description / Location

Ponded Water:	Yes / No	
Windblown Litter:	Yes / No	
Leachate Springs:	Yes / No	
Animals:	Yes / No	Cats
Other:	Yes / No	People in A.M.

RECOMMENDED ACTIONS / ACTIONS TAKEN:

RECYCLING: **TYPE**

DATE BINS WERE ORDERED: / / Plastic + Scrap

DATES BINS WERE PICKED UP: / /

REJECTED LOADS:

TIME	HAULER NAME	REASON FOR REJECTION

OTHER COMMENTS / OBSERVATIONS
Back Hoe to Escott to Pack Bins - Packed Bins - Pushed Coarse - Brush & Leaves. Pick up along Kidd Rd South

COMMERCIAL HAULER OR LARGE LOADS

Time	Hauler	Material	Quantity (estimate volume & weight)	Visual Check (Yes/No)

TOTAL COUNT OF HOUSEHOLD USERS: 125

AREA OF WASTE DISPOSAL: All waste sent to active face: Yes / No

IF NO: Waste Sent To:

LITTER CONTROL: Yes / No

DETAILS: Pick up around Bins -

APPLICATION OF DUST SUPPRESSANT: Yes / No

DETAILS:

DAILY INSPECTION FORM COMPLETED: Yes / No

DETAILS:

COMPLAINTS RECEIVED: Yes / No

If Yes, complaint file number(s) and topic:

SIGNATURE **Print Staff Name:** P. Trafford

OFFICE USE:

Date Reviewed: **Reviewer:** **File Number:**

PRINTED BY GIGPRINT | GIGPRINT.ca | 1.800.461.5032

Township of Leeds and the Thousand Islands
1233 Prince Street, P.O. Box 280
Lansdowne, ON K0E 1L0

- [x] Lansdowne
- [ ] Lyndhurst
- [ ] Escott

WASTE DISPOSAL SITE
DAILY INSPECTION FORM

DATE: Nov 23/23 **TIME:** 8:30 **STAFF:** Paul T / Alan M

DEFICIENCIES OBSERVED: Description / Location

Ponded Water:	Yes / No	
Windblown Litter:	Yes / No	
Leachate Springs:	Yes / No	
Animals:	Yes / No	Cats
Other:	Yes / No	People in A.M.

RECOMMENDED ACTIONS / ACTIONS TAKEN:

RECYCLING: **TYPE**

DATE BINS WERE ORDERED: / / Cardboard + Paper

DATES BINS WERE PICKED UP: / /

REJECTED LOADS:

TIME	HAULER NAME	REASON FOR REJECTION

OTHER COMMENTS / OBSERVATIONS
Clean up at Fac Gate - Pushed Garbage - Levels + Brush-M.

COMMERCIAL HAULER OR LARGE LOADS

Time	Hauler	Material	Quantity (estimate volume & weight)	Visual Check (Yes/No)
	Fletcher	Garbage	4 T/C	
3:45	Private	"	1/2 T/C	6:30
4:15	"	"	1 T/C	Clean Up

TOTAL COUNT OF HOUSEHOLD USERS: 130

AREA OF WASTE DISPOSAL: **All waste sent to active face:** Yes / No

IF NO: Waste Sent To:

LITTER CONTROL: Yes / No

DETAILS: Pick up around Bins

APPLICATION OF DUST SUPPRESSANT: Yes / No

DETAILS:

DAILY INSPECTION FORM COMPLETED: Yes / No

DETAILS:

COMPLAINTS RECEIVED: Yes / No

If Yes, complaint file number(s) and topic:

SIGNATURE **Print Staff Name:** P. Trottier

OFFICE USE:

Date Reviewed: **Reviewer:** **File Number:**

PRINTED BY GIGPRINT | GIGPRINT.ca | 1.800.461.5032

Township of Leeds and the Thousand Islands

1233 Prince Street, P.O. Box 280
Lansdowne, ON K0E 1L0

- [x] Lansdowne
- [ ] Lyndhurst
- [ ] Escott

WASTE DISPOSAL SITE
DAILY INSPECTION FORM

DATE: Nov 21/23 **TIME:** 8:30 am **STAFF:** Paul T / Jamie S

DEFICIENCIES OBSERVED:

		Description / Location
Ponded Water:	Yes / No	
Windblown Litter:	Yes / No	
Leachate Springs:	Yes / No	
Animals:	Yes / No	Cats
Other:	Yes / No	People in A M

RECOMMENDED ACTIONS / ACTIONS TAKEN:

RECYCLING: **TYPE**

DATE BINS WERE ORDERED: / / Pre Ordered

DATES BINS WERE PICKED UP: / / Plastic + Paper

REJECTED LOADS:

TIME	HAULER NAME	REASON FOR REJECTION

OTHER COMMENTS / OBSERVATIONS

THURS – CARDBOARD + PAPER
FRI – PLASTIC + SCRAP

COMMERCIAL HAULER OR LARGE LOADS

Time	Hauler	Material	Quantity (estimate volume & weight)	Visual Check (Yes/No)
10:00	Private	Garbage	1 T/L	Clean Up
1:30	"	"	1 T/L	" "

TOTAL COUNT OF HOUSEHOLD USERS: 123

AREA OF WASTE DISPOSAL: All waste sent to active face: Yes / No

IF NO: Waste Sent To:

LITTER CONTROL: Yes / No

DETAILS: Fence Line – Push – Brush – Leaves + Garb

APPLICATION OF DUST SUPPRESSANT: Yes / No

DETAILS:

DAILY INSPECTION FORM COMPLETED: Yes / No

DETAILS:

COMPLAINTS RECEIVED: Yes / No

If Yes, complaint file number(s) and topic:

SIGNATURE **Print Staff Name:** P. Skaffard

OFFICE USE:

Date Reviewed: **Reviewer:** **File Number:**

PRINTED BY GIGPRINT | GIGPRINT.ca | 1.800.461.5032

Township of Leeds and the Thousand Islands

1233 Prince Street, P.O. Box 280
Lansdowne, ON K0E 1L0

☑ Lansdowne
☐ Lyndhurst
☐ Escott

WASTE DISPOSAL SITE
DAILY INSPECTION FORM

DATE: Nov 20/23 **TIME:** 8:30 **STAFF:** PAUL T / John M

DEFICIENCIES OBSERVED:

		Description / Location
Ponded Water:	Yes / No	
Windblown Litter:	Yes / No	
Leachate Springs:	Yes / No	
Animals:	Yes / No	Cats
Other:	Yes / No	People in A-M

RECOMMENDED ACTIONS / ACTIONS TAKEN:

RECYCLING: **TYPE**

DATE BINS WERE ORDERED: / /

DATES BINS WERE PICKED UP: / /

REJECTED LOADS:

TIME	HAULER NAME	REASON FOR REJECTION

OTHER COMMENTS / OBSERVATIONS

Back hoe to Escott to Pack Bins.
Pushed Brush - Leaves - Compost - Lansdowne

COMMERCIAL HAULER OR LARGE LOADS

Time	Hauler	Material	Quantity (estimate volume & weight)	Visual Check (Yes/No)
	Private	Compost	4 T/L	Visual
11:00	Private	"	1/2 T/L	65.00
11:30	"	"	1/2 T/L	65.00
1:30	"	"	1 T/L	130.00

TOTAL COUNT OF HOUSEHOLD USERS: 148

AREA OF WASTE DISPOSAL: **All waste sent to active face:** Yes / No

IF NO: Waste Sent To:

LITTER CONTROL: Yes / No

DETAILS: Pick up Around Bins

APPLICATION OF DUST SUPPRESSANT: Yes / No

DETAILS:

DAILY INSPECTION FORM COMPLETED: Yes / No

DETAILS:

COMPLAINTS RECEIVED: Yes / No

If Yes, complaint file number(s) and topic:

SIGNATURE **Print Staff Name:** Pat Barkman

OFFICE USE:

Date Reviewed: **Reviewer:** **File Number:**

PRINTED BY GIGPRINT | GIGPRINT.ca | 1.800.461.5032

Township of Leeds and the Thousand Islands
1233 Prince Street, P.O. Box 280
Lansdowne, ON K0E 1L0

☑ Lansdowne
☐ Lyndhurst
☐ Escott

WASTE DISPOSAL SITE
DAILY INSPECTION FORM

DATE: Nov 18/23 **TIME:** 8:30 am **STAFF:** Paul T / Al B.

DEFICIENCIES OBSERVED: Description / Location

Ponded Water:	Yes / No	
Windblown Litter:	Yes / No	
Leachate Springs:	Yes / No	
Animals:	Yes / No	Cats
Other:	Yes / No	People in A-H.

RECOMMENDED ACTIONS / ACTIONS TAKEN:

RECYCLING: **TYPE**

DATE BINS WERE ORDERED: / /

DATES BINS WERE PICKED UP: / /

REJECTED LOADS:

TIME	HAULER NAME	REASON FOR REJECTION

OTHER COMMENTS / OBSERVATIONS Pushed Garbage Backwards on Ramp.

COMMERCIAL HAULER OR LARGE LOADS

Time	Hauler	Material	Quantity (estimate volume & weight)	Visual Check (Yes/No)
11:00	Private	Garbage	1 T/C	Clean up
11:30	"	"	1/2 T/C	C.S. 00
12:30	"	"	1/2 T/C	C.S. 00
15:00	"	"	1/2 T/C	Clean up

TOTAL COUNT OF HOUSEHOLD USERS: 295

AREA OF WASTE DISPOSAL: **All waste sent to active face:** Yes / No

IF NO: Waste Sent To:

LITTER CONTROL: Yes / No

DETAILS: Blowing Litter - Pushed Leaves & Brush

APPLICATION OF DUST SUPPRESSANT: Yes / No

DETAILS:

DAILY INSPECTION FORM COMPLETED: Yes / No

DETAILS:

COMPLAINTS RECEIVED: Yes / No

If Yes, complaint file number(s) and topic:

SIGNATURE **Print Staff Name:** P. Trafford

OFFICE USE:

Date Reviewed: **Reviewer:** **File Number:**

PRINTED BY GIGPRINT | GIGPRINT.ca | 1.800.461.5032

Township of Leeds and the Thousand Islands
1233 Prince Street, P.O. Box 280
Lansdowne, ON K0E 1L0

- [x] Lansdowne
- [ ] Lyndhurst
- [ ] Escott

WASTE DISPOSAL SITE
DAILY INSPECTION FORM

DATE: Nov 17/23 **TIME:** 830 Am **STAFF:** Paul T / Alan M

DEFICIENCIES OBSERVED:

		Description / Location
Ponded Water:	Yes / No	
Windblown Litter:	Yes / No	
Leachate Springs:	Yes / No	
Animals:	Yes / No	Cats
Other:	Yes / No	People in A.M

RECOMMENDED ACTIONS / ACTIONS TAKEN:

RECYCLING: **TYPE**

DATE BINS WERE ORDERED: / / Plastic + Cardboard

DATES BINS WERE PICKED UP: / /

REJECTED LOADS:

TIME	HAULER NAME	REASON FOR REJECTION

OTHER COMMENTS / OBSERVATIONS Packed Bins - Pushed Leaves + Brush Back - Broadcasted Road

COMMERCIAL HAULER OR LARGE LOADS

Time	Hauler	Material	Quantity (estimate volume & weight)	Visual Check (Yes/No)

TOTAL COUNT OF HOUSEHOLD USERS: 112

AREA OF WASTE DISPOSAL: All waste sent to active face: Yes / No

IF NO: Waste Sent To:

LITTER CONTROL: Yes / No

DETAILS: Pick up around Bins

APPLICATION OF DUST SUPPRESSANT: Yes / No

DETAILS:

DAILY INSPECTION FORM COMPLETED: Yes / No

DETAILS:

COMPLAINTS RECEIVED: Yes / No

If Yes, complaint file number(s) and topic:

SIGNATURE **Print Staff Name:** R. Trafford

OFFICE USE:

Date Reviewed: **Reviewer:** **File Number:**

PRINTED BY GIGPRINT | GIGPRINT.ca | 1.800.461.5032

Township of Leeds and the Thousand Islands
1233 Prince Street, P.O. Box 280
Lansdowne, ON K0E 1L0

☑ Lansdowne
☐ Lyndhurst
☐ Escott

WASTE DISPOSAL SITE
DAILY INSPECTION FORM

DATE: Nov 16/23 **TIME:** 8:30 Am **STAFF:** Pacey / Aaron M

DEFICIENCIES OBSERVED: Description / Location

Ponded Water:	Yes / No	
Windblown Litter:	Yes / No	
Leachate Springs:	Yes / No	
Animals:	Yes / No	Cats
Other:	Yes / No	People in A H

RECOMMENDED ACTIONS / ACTIONS TAKEN:

RECYCLING: **TYPE**

DATE BINS WERE ORDERED: / /

DATES BINS WERE PICKED UP: / /

REJECTED LOADS:

TIME	HAULER NAME	REASON FOR REJECTION

OTHER COMMENTS / OBSERVATIONS Backwoods to Escott to Pack Bags - Pick up around Bins

COMMERCIAL HAULER OR LARGE LOADS

Time	Hauler	Material	Quantity (estimate volume & weight)	Visual Check (Yes/No)

TOTAL COUNT OF HOUSEHOLD USERS: 184

AREA OF WASTE DISPOSAL: All waste sent to active face: Yes / No

IF NO: Waste Sent To:

LITTER CONTROL: Yes / No

DETAILS: Packed Bins - Pushed leaves & brush

APPLICATION OF DUST SUPPRESSANT: Yes / No

DETAILS:

DAILY INSPECTION FORM COMPLETED: Yes / No

DETAILS:

COMPLAINTS RECEIVED: Yes / No

If Yes, complaint file number(s) and topic:

SIGNATURE **Print Staff Name:** P. Freeman

OFFICE USE:

Date Reviewed: **Reviewer:** **File Number:**

PRINTED BY GIGPRINT | GIGPRINT.ca | 1.800.461.5032

Township of Leeds and the Thousand Islands

1233 Prince Street, P.O. Box 280
Lansdowne, ON K0E 1L0

- [x] Lansdowne
- [ ] Lyndhurst
- [ ] Escott

WASTE DISPOSAL SITE
DAILY INSPECTION FORM

DATE: Nov 14/23 **TIME:** 8:30 **STAFF:** Paul T / John S.

DEFICIENCIES OBSERVED: **Description / Location**

Ponded Water:	Yes / No	
Windblown Litter:	Yes / No	
Leachate Springs:	Yes / No	
Animals:	Yes / No	Cats
Other:	Yes / No	Dropped in A-M.

RECOMMENDED ACTIONS / ACTIONS TAKEN:

RECYCLING: **TYPE**

DATE BINS WERE ORDERED: / / Pre Ordered Paper + Plastics

DATES BINS WERE PICKED UP: / /

REJECTED LOADS:

TIME	HAULER NAME	REASON FOR REJECTION

OTHER COMMENTS / OBSERVATIONS
(Brittney) Fri – Cardboard + Plastic
Clean up around Metal Bin

COMMERCIAL HAULER OR LARGE LOADS

Time	Hauler	Material	Quantity (estimate volume & weight)	Visual Check (Yes/No)
1145	Private	Garbage	1 T/C	Clean up
355	"	"	1 T/C	" "

TOTAL COUNT OF HOUSEHOLD USERS: 173

AREA OF WASTE DISPOSAL: **All waste sent to active face:** Yes / No

IF NO: Waste Sent To:

LITTER CONTROL: Yes / No

DETAILS: Pick up around Bins

APPLICATION OF DUST SUPPRESSANT: Yes / No

DETAILS:

DAILY INSPECTION FORM COMPLETED: Yes / No

DETAILS:

COMPLAINTS RECEIVED: Yes / No

If Yes, complaint file number(s) and topic:

SIGNATURE **Print Staff Name:** P. Trafford

OFFICE USE:

Date Reviewed: **Reviewer:** **File Number:**

PRINTED BY GIGPRINT | GIGPRINT.ca | 1.800.461.5032

Township of Leeds and the Thousand Islands
1233 Prince Street, P.O. Box 280
Lansdowne, ON K0E 1L0

☐ Lansdowne
☐ Lyndhurst
☐ Escott

WASTE DISPOSAL SITE
DAILY INSPECTION FORM

DATE: Nov 13/23 **TIME:** 8:30 **STAFF:** Paul T / Aaron M

DEFICIENCIES OBSERVED:

		Description / Location
Ponded Water:	Yes / No	
Windblown Litter:	Yes / No	
Leachate Springs:	Yes / No	
Animals:	Yes / No	Cats
Other:	Yes / No	People in A-M

RECOMMENDED ACTIONS / ACTIONS TAKEN:

RECYCLING: **TYPE**

DATE BINS WERE ORDERED: / /

DATES BINS WERE PICKED UP: / /

REJECTED LOADS:

TIME	HAULER NAME	REASON FOR REJECTION

OTHER COMMENTS / OBSERVATIONS Posted Garbage – Leaves + Brush / Packed Bins.

COMMERCIAL HAULER OR LARGE LOADS

Time	Hauler	Material	Quantity (estimate volume & weight)	Visual Check (Yes/No)
	Fortune	Garbage	4 T/L	Viewed
10 15	Private	"	1 T/L	Clean Up
10 30	"	"	1 T/L	" "

TOTAL COUNT OF HOUSEHOLD USERS: 221

AREA OF WASTE DISPOSAL: **All waste sent to active face:** Yes / No

IF NO: Waste Sent To:

LITTER CONTROL: Yes / No

DETAILS: Pick up around Bins –

APPLICATION OF DUST SUPPRESSANT: Yes / No

DETAILS:

DAILY INSPECTION FORM COMPLETED: Yes / No

DETAILS:

COMPLAINTS RECEIVED: Yes / No

If Yes, complaint file number(s) and topic:

SIGNATURE **Print Staff Name:** P. Trafford

OFFICE USE:

Date Reviewed: **Reviewer:** **File Number:**

PRINTED BY GIGPRINT | GIGPRINT.ca | 1.800.461.5032

Township of Leeds and the Thousand Islands

1233 Prince Street, P.O. Box 280
Lansdowne, ON K0E 1L0

- [x] Lansdowne
- [ ] Lyndhurst
- [ ] Escott

WASTE DISPOSAL SITE
DAILY INSPECTION FORM

DATE: Nov 10/23 **TIME:** 830 **STAFF:** Paul T / Alan M

DEFICIENCIES OBSERVED: Description / Location

Ponded Water:	Yes / No	
Windblown Litter:	Yes / No	
Leachate Springs:	Yes / No	
Animals:	Yes / No	Cats
Other:	Yes / No	Eagle in A-M

RECOMMENDED ACTIONS / ACTIONS TAKEN:

RECYCLING: **TYPE**

DATE BINS WERE ORDERED: / / Plastic + Scrap

DATES BINS WERE PICKED UP: / /

REJECTED LOADS:

TIME	HAULER NAME	REASON FOR REJECTION

OTHER COMMENTS / OBSERVATIONS Batteries Picked Up. / Cleaned up at Original Cats

COMMERCIAL HAULER OR LARGE LOADS

Time	Hauler	Material	Quantity (estimate volume & weight)	Visual Check (Yes/No)

TOTAL COUNT OF HOUSEHOLD USERS: 138

AREA OF WASTE DISPOSAL: All waste sent to active face: Yes / No

IF NO: Waste Sent To:

LITTER CONTROL: Yes / No

DETAILS: Pick Bins + Rosser Brush & Leaves

APPLICATION OF DUST SUPPRESSANT: Yes / No

DETAILS:

DAILY INSPECTION FORM COMPLETED: Yes / No

DETAILS:

COMPLAINTS RECEIVED: Yes / No

If Yes, complaint file number(s) and topic:

SIGNATURE **Print Staff Name:** P. Trapp

OFFICE USE:

Date Reviewed: **Reviewer:** **File Number:**

PRINTED BY GIGPRINT | GIGPRINT.ca | 1.800.461.5032

Township of Leeds and the Thousand Islands
1233 Prince Street, P.O. Box 280
Lansdowne, ON K0E 1L0

☐ Lansdowne
☐ Lyndhurst
☐ Escott

WASTE DISPOSAL SITE
DAILY INSPECTION FORM

DATE: Nov 9/23 **TIME:** 830 **STAFF:** Paul T / Adam M

DEFICIENCIES OBSERVED:

		Description / Location
Ponded Water:	Yes / No	
Windblown Litter:	Yes / No	
Leachate Springs:	Yes / No	
Animals:	Yes / No	Cats
Other:	Yes / No	Poodle in AM

RECOMMENDED ACTIONS / ACTIONS TAKEN:

RECYCLING: **TYPE**

DATE BINS WERE ORDERED: / / Cardboard + Paper

DATES BINS WERE PICKED UP: / /

REJECTED LOADS:

TIME	HAULER NAME	REASON FOR REJECTION

OTHER COMMENTS / OBSERVATIONS
Clean up multiple loads of garbage along King Rd.

COMMERCIAL HAULER OR LARGE LOADS

Time	Hauler	Material	Quantity (estimate volume & weight)	Visual Check (Yes/No)
	Fletcher	Garbage	4 T/L	
2:00	Private	"	1/2 T/L	2:00

TOTAL COUNT OF HOUSEHOLD USERS: 119

AREA OF WASTE DISPOSAL: **All waste sent to active face:** Yes / No

IF NO: Waste Sent To:

LITTER CONTROL: Yes / No

DETAILS: Backhoe to Escott to place bins.

APPLICATION OF DUST SUPPRESSANT: Yes / No

DETAILS:

DAILY INSPECTION FORM COMPLETED: Yes / No

DETAILS:

COMPLAINTS RECEIVED: Yes / No

If Yes, complaint file number(s) and topic:

SIGNATURE **Print Staff Name:** P. Trafford

OFFICE USE:

Date Reviewed: **Reviewer:** **File Number:**

PRINTED BY GIGPRINT | GIGPRINT.ca | 1.800.461.5032

Township of Leeds and the Thousand Islands
1233 Prince Street, P.O. Box 280
Lansdowne, ON K0E 1L0

☑ Lansdowne
☐ Lyndhurst
☐ Escott

WASTE DISPOSAL SITE
DAILY INSPECTION FORM

DATE: Nov 7/23 **TIME:** 8:30 **STAFF:** Paul / James S

DEFICIENCIES OBSERVED:

		Description / Location
Ponded Water:	Yes / No	
Windblown Litter:	Yes / No	
Leachate Springs:	Yes / No	
Animals:	Yes / No	Cats
Other:	Yes / No	Paper in A.M.

RECOMMENDED ACTIONS / ACTIONS TAKEN:

RECYCLING: **TYPE**

DATE BINS WERE ORDERED: / / Pre Ordered Plastic + Paper

DATES BINS WERE PICKED UP: / /

REJECTED LOADS:

TIME	HAULER NAME	REASON FOR REJECTION
10:15	Private	Rideau St Carnarvon

OTHER COMMENTS / OBSERVATIONS

Thurs - Cardboard + Paper
Fri - Plastic + Scrap

COMMERCIAL HAULER OR LARGE LOADS

Time	Hauler	Material	Quantity (estimate volume & weight)	Visual Check (Yes/No)
1:30	Private	Cardboard	1 T/C	Cardboard
2:00	"	"	1 T/C	" "

TOTAL COUNT OF HOUSEHOLD USERS: 118

AREA OF WASTE DISPOSAL: **All waste sent to active face:** Yes / No

IF NO: Waste Sent To:

LITTER CONTROL: Yes / No

DETAILS: Packed Bins - Pushed Cardboard

APPLICATION OF DUST SUPPRESSANT: Yes / No

DETAILS:

DAILY INSPECTION FORM COMPLETED: Yes / No

DETAILS:

COMPLAINTS RECEIVED: Yes / No

If Yes, complaint file number(s) and topic:

SIGNATURE **Print Staff Name:** P. Thompson

OFFICE USE:

Date Reviewed: **Reviewer:** **File Number:**

PRINTED BY GIGPRINT | GIGPRINT.ca | 1.800.461.5032

Township of Leeds and the Thousand Islands
1233 Prince Street, P.O. Box 280
Lansdowne, ON K0E 1L0

☐ ~~Lansdowne~~
☐ Lyndhurst
☐ Escott

WASTE DISPOSAL SITE
DAILY INSPECTION FORM

DATE: Nov 6/23 **TIME:** 8:30 **STAFF:** Paul / Stewart

DEFICIENCIES OBSERVED: Description / Location

Ponded Water:	Yes / No	
Windblown Litter:	Yes / No	
Leachate Springs:	Yes / No	
Animals:	Yes / No	Cats
Other:	Yes / No	People in A-M

RECOMMENDED ACTIONS / ACTIONS TAKEN:

RECYCLING: **TYPE**

DATE BINS WERE ORDERED: / /

DATES BINS WERE PICKED UP: / /

REJECTED LOADS:

TIME	HAULER NAME	REASON FOR REJECTION

OTHER COMMENTS / OBSERVATIONS
Pushed Garbage - Paper Bins -
Pickup Ground Bins -

COMMERCIAL HAULER OR LARGE LOADS

Time	Hauler	Material	Quantity (estimate volume & weight)	Visual Check (Yes/No)
	Frontenac	Garbage	4 T/C	Viner
8:45	Prunta	"	1 T/C	Amarsey

TOTAL COUNT OF HOUSEHOLD USERS: 155

AREA OF WASTE DISPOSAL: **All waste sent to active face:** Yes / No

IF NO: Waste Sent To:

LITTER CONTROL: Yes / No

DETAILS: Backmol to Escott to Back Bins.

APPLICATION OF DUST SUPPRESSANT: Yes / No

DETAILS:

DAILY INSPECTION FORM COMPLETED: Yes / No

DETAILS:

COMPLAINTS RECEIVED: Yes / No

If Yes, complaint file number(s) and topic:

SIGNATURE **Print Staff Name:** P. Trapp

OFFICE USE:

Date Reviewed: **Reviewer:** **File Number:**

PRINTED BY GIGPRINT | GIGPRINT.ca | 1.800.461.5032

Township of Leeds and the Thousand Islands
1233 Prince Street, P.O. Box 280
Lansdowne, ON K0E 1L0

- [x] Lansdowne
- [ ] Lyndhurst
- [ ] Escott

WASTE DISPOSAL SITE
DAILY INSPECTION FORM

DATE: Nov 4/23 **TIME:** 8 30 **STAFF:** Paul T / Steve A

DEFICIENCIES OBSERVED: **Description / Location**

Ponded Water:	Yes / No	
Windblown Litter:	Yes / No	
Leachate Springs:	Yes / No	
Animals:	Yes / No	Cats
Other:	Yes / No	People in A-M

RECOMMENDED ACTIONS / ACTIONS TAKEN:

RECYCLING: **TYPE**

DATE BINS WERE ORDERED: / /

DATES BINS WERE PICKED UP: / /

REJECTED LOADS:

TIME	HAULER NAME	REASON FOR REJECTION
9 30	Private	Com Rec

OTHER COMMENTS / OBSERVATIONS Packed Bins

COMMERCIAL HAULER OR LARGE LOADS

Time	Hauler	Material	Quantity (estimate volume & weight)	Visual Check (Yes/No)
3 30	Private	Const	1 yd T/L	65.00

TOTAL COUNT OF HOUSEHOLD USERS: 268

AREA OF WASTE DISPOSAL: **All waste sent to active face:** Yes / No

IF NO: Waste Sent To:

LITTER CONTROL: Yes / No

DETAILS: Pushed Garbage - Leaves & Brush

APPLICATION OF DUST SUPPRESSANT: Yes / No

DETAILS:

DAILY INSPECTION FORM COMPLETED: Yes / No

DETAILS:

COMPLAINTS RECEIVED: Yes / No

If Yes, complaint file number(s) and topic:

SIGNATURE **Print Staff Name:** P. Thompson

OFFICE USE:

Date Reviewed: **Reviewer:** **File Number:**

PRINTED BY GIGPRINT | GIGPRINT.ca | 1.800.461.5032

Township of Leeds and the Thousand Islands
1233 Prince Street, P.O. Box 280
Lansdowne, ON K0E 1L0

☑ Lansdowne
☐ Lyndhurst
☐ Escott

WASTE DISPOSAL SITE
DAILY INSPECTION FORM

DATE: Nov 3/23 **TIME:** 8:30 **STAFF:** Paul T / Alan M

DEFICIENCIES OBSERVED: Description / Location

Ponded Water:	Yes / No	
Windblown Litter:	Yes / No	
Leachate Springs:	Yes / No	
Animals:	Yes / No	Cats
Other:	Yes / No	Pamper in A.M

RECOMMENDED ACTIONS / ACTIONS TAKEN:

RECYCLING: **TYPE**

DATE BINS WERE ORDERED: / / Cardboard - Plastic -

DATES BINS WERE PICKED UP: / / Scrap

REJECTED LOADS:

TIME	HAULER NAME	REASON FOR REJECTION

OTHER COMMENTS / OBSERVATIONS Pushed Loads & Busy
Packing Bins -

COMMERCIAL HAULER OR LARGE LOADS

Time	Hauler	Material	Quantity (estimate volume & weight)	Visual Check (Yes/No)

TOTAL COUNT OF HOUSEHOLD USERS: 161

AREA OF WASTE DISPOSAL: **All waste sent to active face:** Yes / No

IF NO: Waste Sent To:

LITTER CONTROL: Yes / No

DETAILS: Pick up Around Bins -

APPLICATION OF DUST SUPPRESSANT: Yes / No

DETAILS:

DAILY INSPECTION FORM COMPLETED: Yes / No

DETAILS:

COMPLAINTS RECEIVED: Yes / No

If Yes, complaint file number(s) and topic:

SIGNATURE **Print Staff Name:** P. Trafford

OFFICE USE:

Date Reviewed: **Reviewer:** **File Number:**

PRINTED BY GIGPRINT | GIGPRINT.ca | 1.800.461.5032

Township of Leeds and the Thousand Islands
1233 Prince Street, P.O. Box 280
Lansdowne, ON K0E 1L0

☐ Lansdowne
☐ Lyndhurst
☐ Escott

WASTE DISPOSAL SITE
DAILY INSPECTION FORM

DATE: Nov 2/23 **TIME:** 8:30 AM **STAFF:** Paul T / Adam M

DEFICIENCIES OBSERVED:

		Description / Location
Ponded Water:	Yes / No	
Windblown Litter:	Yes / No	
Leachate Springs:	Yes / No	
Animals:	Yes / No	Cats
Other:	Yes / No	People in A.M.

RECOMMENDED ACTIONS / ACTIONS TAKEN:

RECYCLING: **TYPE**

DATE BINS WERE ORDERED: / / Called Comp For Battery

DATES BINS WERE PICKED UP: / / Pick up / About 2 weeks

REJECTED LOADS:

TIME	HAULER NAME	REASON FOR REJECTION

OTHER COMMENTS / OBSERVATIONS
At Arrival Backhoe Gone / Pushed Garbage & Brush + Leaves / Placed Bins

COMMERCIAL HAULER OR LARGE LOADS

Time	Hauler	Material	Quantity (estimate volume & weight)	Visual Check (Yes/No)
	Fletcher	Garbage	4 T/L	
12:30	Private	Const.	1/2 T/L	65%

TOTAL COUNT OF HOUSEHOLD USERS: 172

AREA OF WASTE DISPOSAL: **All waste sent to active face:** Yes / No

IF NO: Waste Sent To:

LITTER CONTROL: Yes / No

DETAILS: Clean up Around Bins

APPLICATION OF DUST SUPPRESSANT: Yes / No

DETAILS:

DAILY INSPECTION FORM COMPLETED: Yes / No

DETAILS:

COMPLAINTS RECEIVED: Yes / No

If Yes, complaint file number(s) and topic:

SIGNATURE **Print Staff Name:** P. Trapano

OFFICE USE:

Date Reviewed: **Reviewer:** **File Number:**

PRINTED BY GIGPRINT | GIGPRINT.ca | 1.800.461.5032

Township of Leeds and the Thousand Islands
1233 Prince Street, P.O. Box 280
Lansdowne, ON K0E 1L0

☐ ~~Lansdowne~~
☐ Lyndhurst
☐ Escott

WASTE DISPOSAL SITE
DAILY INSPECTION FORM

DATE: Oct 31/23 **TIME:** 8:30 **STAFF:** Paul / John S

DEFICIENCIES OBSERVED: **Description / Location**

Ponded Water:	Yes / No	
Windblown Litter:	Yes / No	
Leachate Springs:	Yes / No	
Animals:	Yes / No	Cats
Other:	Yes / No	People in A.M

RECOMMENDED ACTIONS / ACTIONS TAKEN:

RECYCLING: **TYPE**

DATE BINS WERE ORDERED: / / Pre Ordered Plastic & Paper

DATES BINS WERE PICKED UP: / /

REJECTED LOADS: Fri - Cardboard - Plastic - Scrap.

TIME	HAULER NAME	REASON FOR REJECTION
1:40	Private	Gas Tags Black Bags
2:30	"	Black Bags

OTHER COMMENTS / OBSERVATIONS Picked Garbage - Packed Bins - Backpackers Road - Picked up Couch at Back Gate on Kidd Rd.

COMMERCIAL HAULER OR LARGE LOADS

Time	Hauler	Material	Quantity (estimate volume & weight)	Visual Check (Yes/No)
3:15	Private	Const.	1/2 T/L	65.00

TOTAL COUNT OF HOUSEHOLD USERS: 139

AREA OF WASTE DISPOSAL: **All waste sent to active face:** Yes / No

IF NO: Waste Sent To:

LITTER CONTROL: Yes / No

DETAILS: Moved Leaves & Brush

APPLICATION OF DUST SUPPRESSANT: Yes / No

DETAILS:

DAILY INSPECTION FORM COMPLETED: Yes / No

DETAILS:

COMPLAINTS RECEIVED: Yes / No

If Yes, complaint file number(s) and topic:

SIGNATURE **Print Staff Name:** P. Trafford

OFFICE USE:

Date Reviewed: **Reviewer:** **File Number:**

PRINTED BY GIGPRINT | GIGPRINT.ca | 1.800.461.5032

Township of Leeds and the Thousand Islands
1233 Prince Street, P.O. Box 280
Lansdowne, ON K0E 1L0

☐ Lansdowne
☐ Lyndhurst
☐ Escott

WASTE DISPOSAL SITE
DAILY INSPECTION FORM

DATE: Oct 30/23 **TIME:** 830 **STAFF:** Paul T / Al M

DEFICIENCIES OBSERVED: **Description / Location**

Ponded Water: Yes / No
Windblown Litter: Yes / No
Leachate Springs: Yes / No
Animals: Yes / No — Cats
Other: Yes / No — Bagge in A.M.

RECOMMENDED ACTIONS / ACTIONS TAKEN:

RECYCLING: **TYPE**

DATE BINS WERE ORDERED: / /

DATES BINS WERE PICKED UP: / /

REJECTED LOADS:

TIME	HAULER NAME	REASON FOR REJECTION

OTHER COMMENTS / OBSERVATIONS Backhoe to Escott to Pack Bins
Picked Garbage - Brush + Leaves (Lansdowne)
Packed Bins.

COMMERCIAL HAULER OR LARGE LOADS

Time	Hauler	Material	Quantity (estimate volume & weight)	Visual Check (Yes/No)
	Fletcher	Garbage	4T/L	Yes

TOTAL COUNT OF HOUSEHOLD USERS: 118

AREA OF WASTE DISPOSAL: **All waste sent to active face:** Yes / No

IF NO: Waste Sent To:

LITTER CONTROL: Yes / No

DETAILS: Pick up Around Bins.

APPLICATION OF DUST SUPPRESSANT: Yes / No

DETAILS:

DAILY INSPECTION FORM COMPLETED: Yes / No

DETAILS:

COMPLAINTS RECEIVED: Yes / No

If Yes, complaint file number(s) and topic:

SIGNATURE **Print Staff Name:** P. Tomlinson

OFFICE USE:

Date Reviewed: **Reviewer:** **File Number:**

PRINTED BY GIGPRINT | GIGPRINT.ca | 1.800.461.5032

Township of Leeds and the Thousand Islands
1233 Prince Street, P.O. Box 280
Lansdowne, ON K0E 1L0

☑ Lansdowne
☐ Lyndhurst
☐ Escott

WASTE DISPOSAL SITE
DAILY INSPECTION FORM

DATE: Oct. 28/23 **TIME:** 8:30 **STAFF:** S. Allen / A. Bunt

DEFICIENCIES OBSERVED: Description / Location

Ponded Water:	Yes / (No)	
Windblown Litter:	(Yes) / No	
Leachate Springs:	Yes / (No)	
Animals:	(Yes) / No	cats / birds
Other:	Yes / (No)	

RECOMMENDED ACTIONS / ACTIONS TAKEN:

RECYCLING: **TYPE**

DATE BINS WERE ORDERED: / /

DATES BINS WERE PICKED UP: / /

REJECTED LOADS:

TIME	HAULER NAME	REASON FOR REJECTION

OTHER COMMENTS / OBSERVATIONS

COMMERCIAL HAULER OR LARGE LOADS

Time	Hauler	Material	Quantity (estimate volume & weight)	Visual Check (Yes/No)
09:45	Private	Household	1/2 ton + trailer	✓ Clean up la
11:20	"	"	"	" "
15:00	"	"	"	" "
15:30	"	"	"	" "

TOTAL COUNT OF HOUSEHOLD USERS: 306

AREA OF WASTE DISPOSAL: All waste sent to active face: (Yes) / No

IF NO: Waste Sent To:

LITTER CONTROL: (Yes) / No

DETAILS:

APPLICATION OF DUST SUPPRESSANT: Yes / (No)

DETAILS:

DAILY INSPECTION FORM COMPLETED: (Yes) / No

DETAILS:

COMPLAINTS RECEIVED: Yes / (No)

If Yes, complaint file number(s) and topic:

SIGNATURE Allen B **Print Staff Name:** ALLAN BUNT

OFFICE USE:

Date Reviewed: **Reviewer:** **File Number:**

PRINTED BY GIGPRINT | GIGPRINT.ca | 1.800.461.5032

Township of Leeds and the Thousand Islands

1233 Prince Street, P.O. Box 280
Lansdowne, ON K0E 1L0

- [x] Lansdowne
- [ ] Lyndhurst
- [ ] Escott

WASTE DISPOSAL SITE
DAILY INSPECTION FORM

DATE: Oct / 2023 **TIME:** 8.15 Am **STAFF:** ALLAN McRAE / AL Brunt.

DEFICIENCIES OBSERVED:

		Description / Location
Ponded Water:	Yes / No	Around drive area.
Windblown Litter:	Yes / No	Around Bins
Leachate Springs:	Yes / No	
Animals:	Yes / No	Birds & Cats.
Other:	Yes / No	

RECOMMENDED ACTIONS / ACTIONS TAKEN:

RECYCLING: **TYPE**

DATE BINS WERE ORDERED: / /

DATES BINS WERE PICKED UP: / /

REJECTED LOADS:

TIME	HAULER NAME	REASON FOR REJECTION

OTHER COMMENTS / OBSERVATIONS

III - Private C05⁰⁰ tag.

COMMERCIAL HAULER OR LARGE LOADS

Time	Hauler	Material	Quantity (estimate volume & weight)	Visual Check (Yes/No)

TOTAL COUNT OF HOUSEHOLD USERS: 145

AREA OF WASTE DISPOSAL: **All waste sent to active face:** Yes / No

IF NO: Waste Sent To:

LITTER CONTROL: Yes / No

DETAILS: Around Bins and General area

APPLICATION OF DUST SUPPRESSANT: Yes / No

DETAILS:

DAILY INSPECTION FORM COMPLETED: Yes / No

DETAILS:

COMPLAINTS RECEIVED: Yes / No

If Yes, complaint file number(s) and topic:

SIGNATURE Allan McRae **Print Staff Name:** ALLAN McRae

OFFICE USE:

Date Reviewed: **Reviewer:** **File Number:**

PRINTED BY GIGPRINT | GIGPRINT.ca | 1.800.461.5032

Township of Leeds and the Thousand Islands
1233 Prince Street, P.O. Box 280
Lansdowne, ON K0E 1L0

☒ Lansdowne
☐ Lyndhurst
☐ Escott

WASTE DISPOSAL SITE
DAILY INSPECTION FORM

DATE: Oct 26/2023 **TIME:** 8.15 AM **STAFF:** Allan McRae / Al Burt.

DEFICIENCIES OBSERVED: **Description / Location**

Ponded Water:	Yes / No	
Windblown Litter:	Yes / No	
Leachate Springs:	Yes / No	
Animals:	Yes / No	Birds & Cat.
Other:	Yes / No	

RECOMMENDED ACTIONS / ACTIONS TAKEN:

RECYCLING: **TYPE**

DATE BINS WERE ORDERED: / /

DATES BINS WERE PICKED UP: Oct/26/2023 Cardboard.

REJECTED LOADS:

TIME	HAULER NAME	REASON FOR REJECTION

OTHER COMMENTS / OBSERVATIONS
- Trillium Tire Took a load of Tire
- One #6500 orange tag.

COMMERCIAL HAULER OR LARGE LOADS

Time	Hauler	Material	Quantity (estimate volume & weight)	Visual Check (Yes/No)

TOTAL COUNT OF HOUSEHOLD USERS: 165

AREA OF WASTE DISPOSAL: **All waste sent to active face:** Yes / No

IF NO: Waste Sent To:

LITTER CONTROL: Yes / No

DETAILS: Around Bins.

APPLICATION OF DUST SUPPRESSANT: Yes / No

DETAILS:

DAILY INSPECTION FORM COMPLETED: Yes / No

DETAILS:

COMPLAINTS RECEIVED: Yes / No

If Yes, complaint file number(s) and topic:

SIGNATURE Allan McRae **Print Staff Name:** ALLAN McRAE

OFFICE USE:

Date Reviewed: **Reviewer:** **File Number:**

PRINTED BY GIGPRINT | GIGPRINT.ca | 1.800.461.5032

Township of Leeds and the Thousand Islands
1233 Prince Street, P.O. Box 280
Lansdowne, ON K0E 1L0

- [x] Lansdowne
- [ ] Lyndhurst
- [ ] Escott

WASTE DISPOSAL SITE
DAILY INSPECTION FORM

DATE: Oct. 24/23 **TIME:** 8.20 **STAFF:** S. Allen / J. Stafford

DEFICIENCIES OBSERVED: Description / Location

Ponded Water:	Yes / (No)	
Windblown Litter:	(Yes) / No	
Leachate Springs:	Yes / (No)	
Animals:	(Yes) / No	Birds / cats
Other:	Yes / (No)	

RECOMMENDED ACTIONS / ACTIONS TAKEN:

RECYCLING: **TYPE**

DATE BINS WERE ORDERED: 10 /24/23 cardboard / plastic

DATES BINS WERE PICKED UP: 10 /24 /23 plastic / paper

REJECTED LOADS:

TIME	HAULER NAME	REASON FOR REJECTION

OTHER COMMENTS / OBSERVATIONS

COMMERCIAL HAULER OR LARGE LOADS

Time	Hauler	Material	Quantity (estimate volume & weight)	Visual Check (Yes/No)

TOTAL COUNT OF HOUSEHOLD USERS: 121

AREA OF WASTE DISPOSAL: **All waste sent to active face:** (Yes) / No

IF NO: Waste Sent To:

LITTER CONTROL: (Yes) / No

DETAILS: around bins

APPLICATION OF DUST SUPPRESSANT: Yes / (No)

DETAILS:

DAILY INSPECTION FORM COMPLETED: (Yes) / No

DETAILS:

COMPLAINTS RECEIVED: Yes / (No)

If Yes, complaint file number(s) and topic:

SIGNATURE Steve Allen **Print Staff Name:** Steve Allen

OFFICE USE:

Date Reviewed: **Reviewer:** **File Number:**

PRINTED BY GIGPRINT | GIGPRINT.ca | 1.800.461.5032

Township of Leeds and the Thousand Islands
1233 Prince Street, P.O. Box 280
Lansdowne, ON K0E 1L0

- [x] Lansdowne
- [ ] Lyndhurst
- [ ] Escott

WASTE DISPOSAL SITE
DAILY INSPECTION FORM

DATE: Oct 23/2023 **TIME:** 8.15 Am **STAFF:** Allan McRae / Steve Allen

DEFICIENCIES OBSERVED: **Description / Location**

Ponded Water:	Yes / No	
Windblown Litter:	Yes / No	around Bins
Leachate Springs:	Yes / No	
Animals:	Yes / No	Birds & Cats
Other:	Yes / No	

RECOMMENDED ACTIONS / ACTIONS TAKEN:

RECYCLING: **TYPE**

DATE BINS WERE ORDERED: / /

DATES BINS WERE PICKED UP: / /

REJECTED LOADS:

TIME	HAULER NAME	REASON FOR REJECTION

OTHER COMMENTS / OBSERVATIONS
- porters appliance brought in airconditioners tagg

COMMERCIAL HAULER OR LARGE LOADS

Time	Hauler	Material	Quantity (estimate volume & weight)	Visual Check (Yes/No)

TOTAL COUNT OF HOUSEHOLD USERS: 143

AREA OF WASTE DISPOSAL: **All waste sent to active face:** Yes / No

IF NO: Waste Sent To:

LITTER CONTROL: Yes / No

DETAILS: around Bins

APPLICATION OF DUST SUPPRESSANT: Yes / No

DETAILS:

DAILY INSPECTION FORM COMPLETED: Yes / No

DETAILS:

COMPLAINTS RECEIVED: Yes / No

If Yes, complaint file number(s) and topic:

SIGNATURE Allan McRae **Print Staff Name:** ALLAN McRAE

OFFICE USE:

Date Reviewed: **Reviewer:** **File Number:**

PRINTED BY GIGPRINT | GIGPRINT.ca | 1.800.461.5032

Township of Leeds and the Thousand Islands
1233 Prince Street, P.O. Box 280
Lansdowne, ON K0E 1L0

☒ Lansdowne
☐ Lyndhurst
☐ Escott

WASTE DISPOSAL SITE
DAILY INSPECTION FORM

DATE: Oct 21/2023 **TIME:** 8.15 Am **STAFF:** ALLAN McRAE / AL Burt

DEFICIENCIES OBSERVED: **Description / Location**

Ponded Water:	Yes / No	
Windblown Litter:	Yes / No	around Bins
Leachate Springs:	Yes / No	
Animals:	Yes / No	Birds & Cats
Other:	Yes / No	

RECOMMENDED ACTIONS / ACTIONS TAKEN:

RECYCLING: **TYPE**

DATE BINS WERE ORDERED: / /

DATES BINS WERE PICKED UP: / /

REJECTED LOADS:

TIME	HAULER NAME	REASON FOR REJECTION

OTHER COMMENTS / OBSERVATIONS

COMMERCIAL HAULER OR LARGE LOADS

Time	Hauler	Material	Quantity (estimate volume & weight)	Visual Check (Yes/No)

TOTAL COUNT OF HOUSEHOLD USERS: 268

AREA OF WASTE DISPOSAL: **All waste sent to active face:** Yes / No

IF NO: Waste Sent To:

LITTER CONTROL: Yes / No

DETAILS: around Bins

APPLICATION OF DUST SUPPRESSANT: Yes / No

DETAILS:

DAILY INSPECTION FORM COMPLETED: Yes / No

DETAILS:

COMPLAINTS RECEIVED: Yes / No

If Yes, complaint file number(s) and topic:

SIGNATURE Allan McRae **Print Staff Name:** ALLAN McRAE

OFFICE USE:

Date Reviewed: **Reviewer:** **File Number:**

PRINTED BY GIGPRINT | GIGPRINT.ca | 1.800.461.5032

Township of Leeds and the Thousand Islands
1233 Prince Street, P.O. Box 280
Lansdowne, ON K0E 1L0

☒ Lansdowne
☐ Lyndhurst
☐ Escott

WASTE DISPOSAL SITE
DAILY INSPECTION FORM

DATE: Oct 20/2023 **TIME:** 8 **STAFF:** Allan McRae / Julie M

DEFICIENCIES OBSERVED:

		Description / Location
Ponded Water:	Yes / No	
Windblown Litter:	Yes / No	
Leachate Springs:	Yes / No	
Animals:	Yes / No	Birds & Cats & Julie
Other:	Yes / No	

RECOMMENDED ACTIONS / ACTIONS TAKEN:

RECYCLING: **TYPE**

DATE BINS WERE ORDERED: / /

DATES BINS WERE PICKED UP: Oct/20/2023 Metal Bins / Paper Bin

REJECTED LOADS:

TIME	HAULER NAME	REASON FOR REJECTION

OTHER COMMENTS / OBSERVATIONS Clint Fletcher picked up Logs

COMMERCIAL HAULER OR LARGE LOADS

Time	Hauler	Material	Quantity (estimate volume & weight)	Visual Check (Yes/No)

TOTAL COUNT OF HOUSEHOLD USERS: 204

AREA OF WASTE DISPOSAL: **All waste sent to active face:** Yes / No

IF NO: Waste Sent To:

LITTER CONTROL: Yes / No

DETAILS: Around Bins & Clean up around Metal Bin

APPLICATION OF DUST SUPPRESSANT: Yes / No

DETAILS:

DAILY INSPECTION FORM COMPLETED: Yes / No

DETAILS:

COMPLAINTS RECEIVED: Yes / No

If Yes, complaint file number(s) and topic:

SIGNATURE Allan McRae **Print Staff Name:** Allan McRae

OFFICE USE:

Date Reviewed: **Reviewer:** **File Number:**

PRINTED BY GIGPRINT | GIGPRINT.ca | 1.800.461.5032

Township of Leeds and the Thousand Islands
1233 Prince Street, P.O. Box 280
Lansdowne, ON K0E 1L0

☑ Lansdowne
☐ Lyndhurst
☐ Escott

WASTE DISPOSAL SITE
DAILY INSPECTION FORM

DATE: Oct / 2023 **TIME:** 8:15 Am **STAFF:** Allan McRae / Julie M.

DEFICIENCIES OBSERVED:

		Description / Location
Ponded Water:	Yes / No	
Windblown Litter:	Yes / No	Around Bins
Leachate Springs:	Yes / No	
Animals:	Yes / No	Birds & Cats
Other:	Yes / No	

RECOMMENDED ACTIONS / ACTIONS TAKEN:

RECYCLING:

		TYPE
DATE BINS WERE ORDERED:	Oct/19/2023	Metal.
DATES BINS WERE PICKED UP:	Oct/20/2023	metal.

REJECTED LOADS:

TIME	HAULER NAME	REASON FOR REJECTION

OTHER COMMENTS / OBSERVATIONS

COMMERCIAL HAULER OR LARGE LOADS

Time	Hauler	Material	Quantity (estimate volume & weight)	Visual Check (Yes/No)
	Private	Clean-up Card	✓	✓

TOTAL COUNT OF HOUSEHOLD USERS: 178

AREA OF WASTE DISPOSAL: **All waste sent to active face:** Yes / No

IF NO: Waste Sent To:

LITTER CONTROL: Yes / No

DETAILS: Around Bins and General Site.

APPLICATION OF DUST SUPPRESSANT: Yes / No

DETAILS:

DAILY INSPECTION FORM COMPLETED: Yes / No

DETAILS:

COMPLAINTS RECEIVED: Yes / No

If Yes, complaint file number(s) and topic:

SIGNATURE Allan McRae **Print Staff Name:** Allan McRae

OFFICE USE:

Date Reviewed: **Reviewer:** **File Number:**

PRINTED BY GIGPRINT | GIGPRINT.ca | 1.800.461.5032

Township of Leeds and the Thousand Islands
1233 Prince Street, P.O. Box 280
Lansdowne, ON K0E 1L0

- [x] Lansdowne
- [ ] Lyndhurst
- [ ] Escott

WASTE DISPOSAL SITE
DAILY INSPECTION FORM

DATE: Oct 17/23 **TIME:** 8:20 **STAFF:** John Stafford / Al Doic

DEFICIENCIES OBSERVED: **Description / Location**

Ponded Water:	Yes / ~~No~~	
Windblown Litter:	Yes / ~~No~~	
Leachate Springs:	Yes / ~~No~~	
Animals:	Yes / ~~No~~	
Other:	Yes / No	

RECOMMENDED ACTIONS / ACTIONS TAKEN:

RECYCLING: **TYPE**

DATE BINS WERE ORDERED: Oct/17/23 occ/paper/mixed

DATES BINS WERE PICKED UP: / /

REJECTED LOADS:

TIME	HAULER NAME	REASON FOR REJECTION

OTHER COMMENTS / OBSERVATIONS

COMMERCIAL HAULER OR LARGE LOADS

Time	Hauler	Material	Quantity (estimate volume & weight)	Visual Check (Yes/No)
15:00	Private	Household	1/2 t 1/2 trail	✓

TOTAL COUNT OF HOUSEHOLD USERS: 156

AREA OF WASTE DISPOSAL: **All waste sent to active face:** Yes / No

IF NO: Waste Sent To:

LITTER CONTROL: Yes / ~~No~~

DETAILS:

APPLICATION OF DUST SUPPRESSANT: Yes / ~~No~~

DETAILS:

DAILY INSPECTION FORM COMPLETED: ~~Yes~~ / No

DETAILS:

COMPLAINTS RECEIVED: Yes / No

If Yes, complaint file number(s) and topic:

SIGNATURE **Print Staff Name:** John Stafford

OFFICE USE:

Date Reviewed: **Reviewer:** **File Number:**

PRINTED BY GIGPRINT | GIGPRINT.ca | 1.800.461.5032

Township of Leeds and the Thousand Islands

1233 Prince Street, P.O. Box 280
Lansdowne, ON K0E 1L0

☒ Lansdowne
☐ Lyndhurst
☐ Escott

WASTE DISPOSAL SITE
DAILY INSPECTION FORM

DATE: Oct 16/2023 **TIME:** 8.15 AM **STAFF:** ALLAN McRAE / AL Burt

DEFICIENCIES OBSERVED:

		Description / Location
Ponded Water:	Yes / (No)	
Windblown Litter:	(Yes) / No	Around Bins
Leachate Springs:	Yes / (No)	
Animals:	(Yes) / No	Birds & Cats
Other:	Yes / No	

RECOMMENDED ACTIONS / ACTIONS TAKEN:

RECYCLING: **TYPE**

DATE BINS WERE ORDERED: / /

DATES BINS WERE PICKED UP: / /

REJECTED LOADS:

TIME	HAULER NAME	REASON FOR REJECTION

OTHER COMMENTS / OBSERVATIONS

COMMERCIAL HAULER OR LARGE LOADS

Time	Hauler	Material	Quantity (estimate volume & weight)	Visual Check (Yes/No)
09:00	PRIVATE	LOUNGE CHAIR / TOILET	1/2 T 1/2 TR	✓

TOTAL COUNT OF HOUSEHOLD USERS: 120

AREA OF WASTE DISPOSAL: **All waste sent to active face:** (Yes) / No

IF NO: Waste Sent To:

LITTER CONTROL: (Yes) / No

DETAILS: Around Bins

APPLICATION OF DUST SUPPRESSANT: Yes / (No)

DETAILS:

DAILY INSPECTION FORM COMPLETED: (Yes) / No

DETAILS:

COMPLAINTS RECEIVED: Yes / (No)

If Yes, complaint file number(s) and topic:

SIGNATURE Allan McRae **Print Staff Name:** ALLAN McRAE

OFFICE USE:

Date Reviewed: **Reviewer:** **File Number:**

PRINTED BY GIGPRINT | GIGPRINT.ca | 1.800.461.5032

Township of Leeds and the Thousand Islands
1233 Prince Street, P.O. Box 280
Lansdowne, ON K0E 1L0

☑ Lansdowne
☐ Lyndhurst
☐ Escott

WASTE DISPOSAL SITE
DAILY INSPECTION FORM

DATE: Oct 14/23 **TIME:** 8:30 **STAFF:** Paul T / Julie M

DEFICIENCIES OBSERVED: Description / Location

Ponded Water:	Yes / No	
Windblown Litter:	Yes / No	
Leachate Springs:	Yes / No	
Animals:	Yes / No	Cats
Other:	Yes / No	People in A.M

RECOMMENDED ACTIONS / ACTIONS TAKEN:

RECYCLING: **TYPE**

DATE BINS WERE ORDERED: / /

DATES BINS WERE PICKED UP: / /

REJECTED LOADS:

TIME	HAULER NAME	REASON FOR REJECTION

OTHER COMMENTS / OBSERVATIONS
Push Brush + leaves
Pick up around Bins Brush.

COMMERCIAL HAULER OR LARGE LOADS

Time	Hauler	Material	Quantity (estimate volume & weight)	Visual Check (Yes/No)
	Private	Garbage	1/2 T/C	C.5.00
	"	"	1 T/C	Carry up
	"	"	1/2 T/C	C5.00

TOTAL COUNT OF HOUSEHOLD USERS: 294

AREA OF WASTE DISPOSAL: All waste sent to active face: Yes / No

IF NO: Waste Sent To:

LITTER CONTROL: Yes / No

DETAILS: Push Garbage - Pack Bins

APPLICATION OF DUST SUPPRESSANT: Yes / No

DETAILS:

DAILY INSPECTION FORM COMPLETED: Yes / No

DETAILS:

COMPLAINTS RECEIVED: Yes / No

If Yes, complaint file number(s) and topic:

SIGNATURE **Print Staff Name:** P. Trafford

OFFICE USE:

Date Reviewed: **Reviewer:** **File Number:**

PRINTED BY GIGPRINT | GIGPRINT.ca | 1.800.461.5032

Township of Leeds and the Thousand Islands
1233 Prince Street, P.O. Box 280
Lansdowne, ON K0E 1L0

☑ Lansdowne
☐ Lyndhurst
☐ Escott

WASTE DISPOSAL SITE
DAILY INSPECTION FORM

DATE: 02/13/23 **TIME:** 8:30 **STAFF:** Paul T / A M

DEFICIENCIES OBSERVED: Description / Location

Ponded Water:	Yes / No	
Windblown Litter:	Yes / No	
Leachate Springs:	Yes / No	
Animals:	Yes / No	Cats
Other:	Yes / No	Paper in A M

RECOMMENDED ACTIONS / ACTIONS TAKEN:

RECYCLING: **TYPE**

DATE BINS WERE ORDERED: / / Plastic + Scrap

DATES BINS WERE PICKED UP: / /

REJECTED LOADS:

TIME	HAULER NAME	REASON FOR REJECTION
3:30	Private	Stuck Start Car.

OTHER COMMENTS / OBSERVATIONS
Back hill to Escott to Pack Bins.
Pick up Around Bins

COMMERCIAL HAULER OR LARGE LOADS

Time	Hauler	Material	Quantity (estimate volume & weight)	Visual Check (Yes/No)
	Private	Garbage	1T/L	Clean up
	"	Const	1T/L	130.00
	"	"	1/2T/L	65.00
	"	"	1/2T/L	65.00

TOTAL COUNT OF HOUSEHOLD USERS: 190

AREA OF WASTE DISPOSAL: **All waste sent to active face:** Yes / No

IF NO: Waste Sent To:

LITTER CONTROL: Yes / No

DETAILS: Packed Bins – Pushed Garbage + Brush.

APPLICATION OF DUST SUPPRESSANT: Yes / No

DETAILS:

DAILY INSPECTION FORM COMPLETED: Yes / No

DETAILS:

COMPLAINTS RECEIVED: Yes / No

If Yes, complaint file number(s) and topic:

SIGNATURE **Print Staff Name:** P. Trafford

OFFICE USE:

Date Reviewed: **Reviewer:** **File Number:**

PRINTED BY GIGPRINT | GIGPRINT.ca | 1.800.461.5032

Township of Leeds and the Thousand Islands
1233 Prince Street, P.O. Box 280
Lansdowne, ON K0E 1L0

- [x] Lansdowne
- [ ] Lyndhurst
- [ ] Escott

WASTE DISPOSAL SITE
DAILY INSPECTION FORM

DATE: 02/12/23 **TIME:** 830 **STAFF:** Paul / A.M

DEFICIENCIES OBSERVED: Description / Location

Ponded Water:	Yes / No	
Windblown Litter:	Yes / No	
Leachate Springs:	Yes / No	
Animals:	Yes / No	Cats
Other:	Yes / No	People in A.M

RECOMMENDED ACTIONS / ACTIONS TAKEN:

RECYCLING: **TYPE**

DATE BINS WERE ORDERED: / / Cardboard + Gas Propane

DATES BINS WERE PICKED UP: / /

REJECTED LOADS:

TIME	HAULER NAME	REASON FOR REJECTION

OTHER COMMENTS / OBSERVATIONS
Pushed Garbage on Hill / Packed Bins

COMMERCIAL HAULER OR LARGE LOADS

Time	Hauler	Material	Quantity (estimate volume & weight)	Visual Check (Yes/No)
	Rutherford	Garbage	4T/L	
	Pleasant	"	1T/L	Cleanup

TOTAL COUNT OF HOUSEHOLD USERS: 207

AREA OF WASTE DISPOSAL: **All waste sent to active face:** Yes / No

IF NO: Waste Sent To:

LITTER CONTROL: Yes / No

DETAILS: Pushed Leaves & Brush

APPLICATION OF DUST SUPPRESSANT: Yes / No

DETAILS:

DAILY INSPECTION FORM COMPLETED: Yes / No

DETAILS:

COMPLAINTS RECEIVED: Yes / No

If Yes, complaint file number(s) and topic:

SIGNATURE **Print Staff Name:** P. Trottier

OFFICE USE:

Date Reviewed: **Reviewer:** **File Number:**

PRINTED BY GIGPRINT | GIGPRINT.ca | 1.800.461.5032

Township of Leeds and the Thousand Islands
1233 Prince Street, P.O. Box 280
Lansdowne, ON K0E 1L0

- [x] Lansdowne
- [ ] Lyndhurst
- [ ] Escott

WASTE DISPOSAL SITE
DAILY INSPECTION FORM

DATE: Oct 10/22 **TIME:** 8:30 **STAFF:** Prout / John S.

DEFICIENCIES OBSERVED: **Description / Location**

Ponded Water:	Yes / No	
Windblown Litter:	Yes / No	
Leachate Springs:	Yes / No	
Animals:	Yes / No	Cats
Other:	Yes / No	People in A.M.

RECOMMENDED ACTIONS / ACTIONS TAKEN:

RECYCLING: **TYPE**

DATE BINS WERE ORDERED: / / Pre Ordered Plastic &

DATES BINS WERE PICKED UP: / / Paper

REJECTED LOADS:

TIME	HAULER NAME	REASON FOR REJECTION

OTHER COMMENTS / OBSERVATIONS

Thurs Paper + Cardboard / Process Bins.
Fri Plastic + Scrap.

COMMERCIAL HAULER OR LARGE LOADS

Time	Hauler	Material	Quantity (estimate volume & weight)	Visual Check (Yes/No)
	Fletcher	Garbage	4 TK	Viewed

TOTAL COUNT OF HOUSEHOLD USERS: 175

AREA OF WASTE DISPOSAL: **All waste sent to active face:** Yes / No

IF NO: Waste Sent To:

LITTER CONTROL: Yes / No

DETAILS: Pick up around Bins.

APPLICATION OF DUST SUPPRESSANT: Yes / No

DETAILS:

DAILY INSPECTION FORM COMPLETED: Yes / No

DETAILS:

COMPLAINTS RECEIVED: Yes / No

If Yes, complaint file number(s) and topic:

SIGNATURE **Print Staff Name:** P. Trafford

OFFICE USE:

Date Reviewed: **Reviewer:** **File Number:**

PRINTED BY GIGPRINT | GIGPRINT.ca | 1.800.461.5032

Township of Leeds and the Thousand Islands

1233 Prince Street, P.O. Box 280
Lansdowne, ON K0E 1L0

- [x] Lansdowne
- [ ] Lyndhurst
- [ ] Escott

WASTE DISPOSAL SITE
DAILY INSPECTION FORM

DATE: Oct 7/23 **TIME:** 830 **STAFF:** Paul T / AcB

DEFICIENCIES OBSERVED: Description / Location

Ponded Water:	Yes / No	
Windblown Litter:	Yes / No	
Leachate Springs:	Yes / No	
Animals:	Yes / No	Cats
Other:	Yes / No	People in A M.

RECOMMENDED ACTIONS / ACTIONS TAKEN:

RECYCLING: **TYPE**

DATE BINS WERE ORDERED: / /

DATES BINS WERE PICKED UP: / /

REJECTED LOADS:

TIME	HAULER NAME	REASON FOR REJECTION

OTHER COMMENTS / OBSERVATIONS Pushed Brush & Leaves. Placed Bins -

COMMERCIAL HAULER OR LARGE LOADS

Time	Hauler	Material	Quantity (estimate volume & weight)	Visual Check (Yes/No)

TOTAL COUNT OF HOUSEHOLD USERS: 250

AREA OF WASTE DISPOSAL: All waste sent to active face: Yes / No

IF NO: Waste Sent To:

LITTER CONTROL: Yes / No

DETAILS: Picked Garbage on Hill

APPLICATION OF DUST SUPPRESSANT: Yes / No

DETAILS:

DAILY INSPECTION FORM COMPLETED: Yes / No

DETAILS:

COMPLAINTS RECEIVED: Yes / No

If Yes, complaint file number(s) and topic:

SIGNATURE **Print Staff Name:** P. Trapp

OFFICE USE:

Date Reviewed: **Reviewer:** **File Number:**

PRINTED BY GIGPRINT | GIGPRINT.ca | 1.800.461.5032

Township of Leeds and the Thousand Islands

1233 Prince Street, P.O. Box 280
Lansdowne, ON K0E 1L0

☑ Lansdowne
☐ Lyndhurst
☐ Escott

WASTE DISPOSAL SITE
DAILY INSPECTION FORM

DATE: 07/6/23 **TIME:** 8:30 **STAFF:** Paul T / A M

DEFICIENCIES OBSERVED: **Description / Location**

Ponded Water:	Yes / No	
Windblown Litter:	Yes / No	
Leachate Springs:	Yes / No	
Animals:	Yes / No	Cats
Other:	Yes / No	People on A.M.

RECOMMENDED ACTIONS / ACTIONS TAKEN:

RECYCLING: **TYPE**

DATE BINS WERE ORDERED: / /

DATES BINS WERE PICKED UP: / /

REJECTED LOADS:

TIME	HAULER NAME	REASON FOR REJECTION

OTHER COMMENTS / OBSERVATIONS
Pack Bins - Brush + Large Pushed Back
Dozer in on Mill

COMMERCIAL HAULER OR LARGE LOADS

Time	Hauler	Material	Quantity (estimate volume & weight)	Visual Check (Yes/No)
	Private	Compacted	1T/C	Clean Up

TOTAL COUNT OF HOUSEHOLD USERS: 205

AREA OF WASTE DISPOSAL: **All waste sent to active face:** Yes / No

IF NO: Waste Sent To:

LITTER CONTROL: Yes / No

DETAILS: Pick up Around Bins

APPLICATION OF DUST SUPPRESSANT: Yes / No

DETAILS:

DAILY INSPECTION FORM COMPLETED: Yes / No

DETAILS:

COMPLAINTS RECEIVED: Yes / No

If Yes, complaint file number(s) and topic:

SIGNATURE **Print Staff Name:** P. Thompson

OFFICE USE:

Date Reviewed: **Reviewer:** **File Number:**

PRINTED BY GIGPRINT | GIGPRINT.ca | 1.800.461.5032

Township of Leeds and the Thousand Islands
1233 Prince Street, P.O. Box 280
Lansdowne, ON K0E 1L0

☑ Lansdowne
☐ Lyndhurst
☐ Escott

WASTE DISPOSAL SITE
DAILY INSPECTION FORM

DATE: Oct 5/23 **TIME:** 8:30 **STAFF:** Paul T / Alan M

DEFICIENCIES OBSERVED: **Description / Location**

Ponded Water:	Yes / No	
Windblown Litter:	Yes / No	
Leachate Springs:	Yes / No	
Animals:	Yes / No	Cats
Other:	Yes / No	People in A-M

RECOMMENDED ACTIONS / ACTIONS TAKEN:

RECYCLING: **TYPE**

DATE BINS WERE ORDERED: / / Cardboard & Plastic

DATES BINS WERE PICKED UP: / /

REJECTED LOADS:

TIME	HAULER NAME	REASON FOR REJECTION

OTHER COMMENTS / OBSERVATIONS Dozer In Backhoe to Rescort to Pack Bins

COMMERCIAL HAULER OR LARGE LOADS

Time	Hauler	Material	Quantity (estimate volume & weight)	Visual Check (Yes/No)
	Fraternal	Garbage	4 T/L	

TOTAL COUNT OF HOUSEHOLD USERS: 197

AREA OF WASTE DISPOSAL: **All waste sent to active face:** Yes / No

IF NO: Waste Sent To: Compacted in Oct 4/22

LITTER CONTROL: Yes / No

DETAILS: Packed Bins - Picked Brush & Garbage

APPLICATION OF DUST SUPPRESSANT: Yes / No

DETAILS:

DAILY INSPECTION FORM COMPLETED: Yes / No

DETAILS:

COMPLAINTS RECEIVED: Yes / No

If Yes, complaint file number(s) and topic:

SIGNATURE **Print Staff Name:** P. Trapano

OFFICE USE:

Date Reviewed: **Reviewer:** **File Number:**

PRINTED BY GIGPRINT | GIGPRINT.ca | 1.800.461.5032

Township of Leeds and the Thousand Islands

1233 Prince Street, P.O. Box 280
Lansdowne, ON K0E 1L0

- [x] Lansdowne
- [ ] Lyndhurst
- [ ] Escott

WASTE DISPOSAL SITE
DAILY INSPECTION FORM

DATE: 8 Oct 3/23 **TIME:** 8:30 **STAFF:** Paul / Jonas

DEFICIENCIES OBSERVED:

		Description / Location
Ponded Water:	Yes / No	
Windblown Litter:	Yes / No	
Leachate Springs:	Yes / No	
Animals:	Yes / No	Cats
Other:	Yes / No	People in AM

RECOMMENDED ACTIONS / ACTIONS TAKEN:

RECYCLING: **TYPE**

DATE BINS WERE ORDERED: / / Plastic + Paper

DATES BINS WERE PICKED UP: / /

REJECTED LOADS:

TIME	HAULER NAME	REASON FOR REJECTION

OTHER COMMENTS / OBSERVATIONS
THURS - Plastic + Cardboard
Called Thurson for Tins

COMMERCIAL HAULER OR LARGE LOADS

Time	Hauler	Material	Quantity (estimate volume & weight)	Visual Check (Yes/No)
	Palmer	Cardboard	1 T/L	Checked Up
	"	"	1 T/L	" "

TOTAL COUNT OF HOUSEHOLD USERS: 188

AREA OF WASTE DISPOSAL: **All waste sent to active face:** Yes / No

IF NO: Waste Sent To:

LITTER CONTROL: Yes / No

DETAILS: Picking Cardboard - Placed Bins

APPLICATION OF DUST SUPPRESSANT: Yes / No

DETAILS:

DAILY INSPECTION FORM COMPLETED: Yes / No

DETAILS:

COMPLAINTS RECEIVED: Yes / No

If Yes, complaint file number(s) and topic:

SIGNATURE **Print Staff Name:** P. Tamburro

OFFICE USE:

Date Reviewed: **Reviewer:** **File Number:**

PRINTED BY GIGPRINT | GIGPRINT.ca | 1.800.461.5032

Township of Leeds and the Thousand Islands
1233 Prince Street, P.O. Box 280
Lansdowne, ON K0E 1L0

☑ Lansdowne
☐ Lyndhurst
☐ Escott

WASTE DISPOSAL SITE
DAILY INSPECTION FORM

DATE: 07-2/23 **TIME:** 830 **STAFF:** PAUL T / A. B

DEFICIENCIES OBSERVED: Description / Location

Ponded Water:	(Yes) / No	
Windblown Litter:	(Yes) / No	
Leachate Springs:	Yes / (No)	
Animals:	(Yes) / No	Cats + Raccoons
Other:	(Yes) / No	People in A-H

RECOMMENDED ACTIONS / ACTIONS TAKEN:

RECYCLING: **TYPE**

DATE BINS WERE ORDERED: / /

DATES BINS WERE PICKED UP: / /

REJECTED LOADS:

TIME	HAULER NAME	REASON FOR REJECTION

OTHER COMMENTS / OBSERVATIONS
Pushed Brush + Leaves

COMMERCIAL HAULER OR LARGE LOADS

Time	Hauler	Material	Quantity (estimate volume & weight)	Visual Check (Yes/No)
	Fortemer	Construction	4 TIL	Viewed PC
14:30	PRIVATE	GARBAGE	1/2 T	$65
	"	"	1/2 TK	65.00
	"	"	1/2 TK	65.00
	"	"	1/2 TK	65.00

TOTAL COUNT OF HOUSEHOLD USERS: 254

AREA OF WASTE DISPOSAL: **All waste sent to active face:** (Yes) / No

IF NO: Waste Sent To:

LITTER CONTROL: (Yes) / No

DETAILS: Pushed Garbage on Hill / Packed Bin

APPLICATION OF DUST SUPPRESSANT: Yes / (No)

DETAILS:

DAILY INSPECTION FORM COMPLETED: (Yes) / No

DETAILS:

COMPLAINTS RECEIVED: Yes / (No)

If Yes, complaint file number(s) and topic:

SIGNATURE **Print Staff Name:** P. Simmons

OFFICE USE:

Date Reviewed: **Reviewer:** **File Number:**

PRINTED BY GIGPRINT | GIGPRINT.ca | 1.800.461.5032

Township of Leeds and the Thousand Islands
1233 Prince Street, P.O. Box 280
Lansdowne, ON K0E 1L0

- [x] Lansdowne
- [ ] Lyndhurst
- [ ] Escott

WASTE DISPOSAL SITE
DAILY INSPECTION FORM

DATE: Sept 29/23 **TIME:** 830 **STAFF:** Paul / A.M

DEFICIENCIES OBSERVED:

		Description / Location
Ponded Water:	Yes / No	
Windblown Litter:	Yes / No	
Leachate Springs:	Yes / No	
Animals:	Yes / No	Cats + Racoons
Other:	Yes / No	People in A.M

RECOMMENDED ACTIONS / ACTIONS TAKEN:

RECYCLING: **TYPE**

DATE BINS WERE ORDERED: / / Plastic + Scrap

DATES BINS WERE PICKED UP: / /

REJECTED LOADS:

TIME	HAULER NAME	REASON FOR REJECTION
230	Pluwata	Can Rasiorr 5

OTHER COMMENTS / OBSERVATIONS Push Garbage or Hill / Blown

COMMERCIAL HAULER OR LARGE LOADS

Time	Hauler	Material	Quantity (estimate volume & weight)	Visual Check (Yes/No)

TOTAL COUNT OF HOUSEHOLD USERS: 171

AREA OF WASTE DISPOSAL: All waste sent to active face: Yes / No

IF NO: Waste Sent To:

LITTER CONTROL: Yes / No

DETAILS: Pick up around Bins - Packed Bins

APPLICATION OF DUST SUPPRESSANT: Yes / No

DETAILS:

DAILY INSPECTION FORM COMPLETED: Yes / No

DETAILS:

COMPLAINTS RECEIVED: Yes / No

If Yes, complaint file number(s) and topic:

SIGNATURE **Print Staff Name:** R Tamblyn

OFFICE USE:

Date Reviewed: **Reviewer:** **File Number:**

PRINTED BY GIGPRINT | GIGPRINT.ca | 1.800.461.5032

Township of Leeds and the Thousand Islands
1233 Prince Street, P.O. Box 280
Lansdowne, ON K0E 1L0

☒ Lansdowne
☐ Lyndhurst
☐ Escott

WASTE DISPOSAL SITE
DAILY INSPECTION FORM

DATE: Sept 28/23 **TIME:** 830 **STAFF:** Paul T / Alan M

DEFICIENCIES OBSERVED: Description / Location

Ponded Water:	Yes / No	
Windblown Litter:	Yes / No	
Leachate Springs:	Yes / No	
Animals:	Yes / No	Cats + Racoons
Other:	Yes / No	Propane in A.H

RECOMMENDED ACTIONS / ACTIONS TAKEN:

RECYCLING: **TYPE**

DATE BINS WERE ORDERED: / / Cardboard + Paper

DATES BINS WERE PICKED UP: / /

REJECTED LOADS:

TIME	HAULER NAME	REASON FOR REJECTION
11:00	Plowman	1st Ave Gananoque.

OTHER COMMENTS / OBSERVATIONS

Moved Fire to Garbage → Pack no Bins

COMMERCIAL HAULER OR LARGE LOADS

Time	Hauler	Material	Quantity (estimate volume & weight)	Visual Check (Yes/No)
8-13	Fletcher	Garbage	4 T/L	
12:30	Plowman	"	1 T/L	Clean Up
2:30	"	Cart	1/2 T/L	65.00
3:00	"	"	1/2 T/L	65.00

TOTAL COUNT OF HOUSEHOLD USERS: 208

AREA OF WASTE DISPOSAL: **All waste sent to active face:** Yes / No

IF NO: Waste Sent To:

LITTER CONTROL: Yes / No

DETAILS: Pick up around Bins / Push Brush + Garbage

APPLICATION OF DUST SUPPRESSANT: Yes / No

DETAILS:

DAILY INSPECTION FORM COMPLETED: Yes / No

DETAILS:

COMPLAINTS RECEIVED: Yes / No

If Yes, complaint file number(s) and topic:

SIGNATURE **Print Staff Name:** P. Trafford

OFFICE USE:

Date Reviewed: **Reviewer:** **File Number:**

PRINTED BY GIGPRINT | GIGPRINT.ca | 1.800.461.5032

Township of Leeds and the Thousand Islands
1233 Prince Street, P.O. Box 280
Lansdowne, ON K0E 1L0

☑ Lansdowne
☐ Lyndhurst
☐ Escott

WASTE DISPOSAL SITE
DAILY INSPECTION FORM

DATE: Sept 26/23 **TIME:** 830 **STAFF:** Brent / Jamie S

DEFICIENCIES OBSERVED: **Description / Location**

Ponded Water:	Yes / No	
Windblown Litter:	Yes / No	
Leachate Springs:	Yes / No	
Animals:	Yes / No	Cats + Racoons
Other:	Yes / No	People in A-M

RECOMMENDED ACTIONS / ACTIONS TAKEN:

RECYCLING: **TYPE**

DATE BINS WERE ORDERED: / / Pre Ordered Plastic

DATES BINS WERE PICKED UP: / / + Paper

REJECTED LOADS:

TIME	HAULER NAME	REASON FOR REJECTION

OTHER COMMENTS / OBSERVATIONS
Thurs – Cardboard + Paper
Fri – Plastic + Scrap

COMMERCIAL HAULER OR LARGE LOADS

Time	Hauler	Material	Quantity (estimate volume & weight)	Visual Check (Yes/No)
	Fletcher	Cardboard	1 T/L	Fireman
1030	Perkins	Cardboard	1 T/L	Cardboard
230	"	"	1 T/L	" "

TOTAL COUNT OF HOUSEHOLD USERS: 147

AREA OF WASTE DISPOSAL: **All waste sent to active face:** Yes / No

IF NO: Waste Sent To:

LITTER CONTROL: Yes / No

DETAILS: Cardboard Pushed Back – Bins Packed

APPLICATION OF DUST SUPPRESSANT: Yes / No

DETAILS:

DAILY INSPECTION FORM COMPLETED: Yes / No

DETAILS:

COMPLAINTS RECEIVED: Yes / No

If Yes, complaint file number(s) and topic:

SIGNATURE **Print Staff Name:** P. Trapp

OFFICE USE:

Date Reviewed: **Reviewer:** **File Number:**

PRINTED BY GIGPRINT | GIGPRINT.ca | 1.800.461.5032

Township of Leeds and the Thousand Islands
1233 Prince Street, P.O. Box 280
Lansdowne, ON K0E 1L0

☑ Lansdowne
☐ Lyndhurst
☐ Escott

WASTE DISPOSAL SITE
DAILY INSPECTION FORM

DATE: Sept 25/23 **TIME:** 830 **STAFF:** PAUL T / ALM

DEFICIENCIES OBSERVED: Description / Location

Ponded Water:	Yes / No	
Windblown Litter:	Yes / No	
Leachate Springs:	Yes / No	
Animals:	Yes / No	Cats + Raccoons
Other:	Yes / No	People in A-M

RECOMMENDED ACTIONS / ACTIONS TAKEN:

RECYCLING: **TYPE**

DATE BINS WERE ORDERED: / /

DATES BINS WERE PICKED UP: / /

REJECTED LOADS:

TIME	HAULER NAME	REASON FOR REJECTION

OTHER COMMENTS / OBSERVATIONS
Pushed Garbage on Hill - Placed Bins
Pushed Brush - Moved Fill For Cover

COMMERCIAL HAULER OR LARGE LOADS

Time	Hauler	Material	Quantity (estimate volume & weight)	Visual Check (Yes/No)
	Fletcher	Garbage	HTL	Village

TOTAL COUNT OF HOUSEHOLD USERS: 158

AREA OF WASTE DISPOSAL: **All waste sent to active face:** Yes / No

IF NO: Waste Sent To:

LITTER CONTROL: Yes / No

DETAILS: Backhoe to Bscoot to Pack Bins

APPLICATION OF DUST SUPPRESSANT: Yes / No

DETAILS:

DAILY INSPECTION FORM COMPLETED: Yes / No

DETAILS:

COMPLAINTS RECEIVED: Yes / No

If Yes, complaint file number(s) and topic:

SIGNATURE **Print Staff Name:** P. Thatford

OFFICE USE:

Date Reviewed: **Reviewer:** **File Number:**

PRINTED BY GIGPRINT | GIGPRINT.ca | 1.800.461.5032

Township of Leeds and the Thousand Islands
1233 Prince Street, P.O. Box 280
Lansdowne, ON K0E 1L0

☑ Lansdowne
☐ Lyndhurst
☐ Escott

WASTE DISPOSAL SITE
DAILY INSPECTION FORM

DATE: Sept 23/23 **TIME:** 8:30 **STAFF:** PAUL T / JULIE M

DEFICIENCIES OBSERVED: Description / Location

Ponded Water:	Yes / No	
Windblown Litter:	Yes / No	
Leachate Springs:	Yes / No	
Animals:	Yes / No	Cats + Racoons
Other:	Yes / No	People in A. Mt

RECOMMENDED ACTIONS / ACTIONS TAKEN:

RECYCLING: **TYPE**

DATE BINS WERE ORDERED: / /

DATES BINS WERE PICKED UP: / /

REJECTED LOADS:

TIME	HAULER NAME	REASON FOR REJECTION

OTHER COMMENTS / OBSERVATIONS
Push Cardboard - Pack Bin's
Push Bins + Leaves.

COMMERCIAL HAULER OR LARGE LOADS

Time	Hauler	Material	Quantity (estimate volume & weight)	Visual Check (Yes/No)
2:20	Pennant	Cardboard	1/2 T/L	0.5-00
4:15	"	"	1 T/L	Clean up

TOTAL COUNT OF HOUSEHOLD USERS: 257

AREA OF WASTE DISPOSAL: All waste sent to active face: Yes / No

IF NO: Waste Sent To:

LITTER CONTROL: Yes / No

DETAILS: Pick up around Bins.

APPLICATION OF DUST SUPPRESSANT: Yes / No

DETAILS:

DAILY INSPECTION FORM COMPLETED: Yes / No

DETAILS:

COMPLAINTS RECEIVED: Yes / No

If Yes, complaint file number(s) and topic:

SIGNATURE **Print Staff Name:** P. Thompson

OFFICE USE:

Date Reviewed: **Reviewer:** **File Number:**

PRINTED BY GIGPRINT | GIGPRINT.ca | 1.800.461.5032

Township of Leeds and the Thousand Islands
1233 Prince Street, P.O. Box 280
Lansdowne, ON K0E 1L0

☐ Lansdowne
☐ Lyndhurst
☐ Escott

WASTE DISPOSAL SITE
DAILY INSPECTION FORM

DATE: Sept 22/23 **TIME:** 8-30 **STAFF:** Paul / AL M

DEFICIENCIES OBSERVED:

		Description / Location
Ponded Water:	Yes / No	
Windblown Litter:	Yes / No	
Leachate Springs:	Yes / No	
Animals:	Yes / No	Cats + Racoons
Other:	Yes / No	People in AM

RECOMMENDED ACTIONS / ACTIONS TAKEN:

RECYCLING:

TYPE

DATE BINS WERE ORDERED: / / Cardboard + Plastics

DATES BINS WERE PICKED UP: / /

REJECTED LOADS:

TIME	HAULER NAME	REASON FOR REJECTION

OTHER COMMENTS / OBSERVATIONS
Backhoe to Escott to Pack Bins

COMMERCIAL HAULER OR LARGE LOADS

Time	Hauler	Material	Quantity (estimate volume & weight)	Visual Check (Yes/No)
2:30	Private	Cardboard	1 T/C	Clean up

TOTAL COUNT OF HOUSEHOLD USERS: 159

AREA OF WASTE DISPOSAL: **All waste sent to active face:** Yes / No

IF NO: Waste Sent To:

LITTER CONTROL: Yes / No

DETAILS: Packed Bins - Pushed Cardboard + Baled

APPLICATION OF DUST SUPPRESSANT: Yes / No

DETAILS:

DAILY INSPECTION FORM COMPLETED: Yes / No

DETAILS:

COMPLAINTS RECEIVED: Yes / No

If Yes, complaint file number(s) and topic:

SIGNATURE **Print Staff Name:** P Stafford

OFFICE USE:

Date Reviewed: **Reviewer:** **File Number:**

PRINTED BY GIGPRINT | GIGPRINT.ca | 1.800.461.5032

Township of Leeds and the Thousand Islands
1233 Prince Street, P.O. Box 280
Lansdowne, ON K0E 1L0

☑ Lansdowne
☐ Lyndhurst
☐ Escott

WASTE DISPOSAL SITE
DAILY INSPECTION FORM

DATE: Sept 21/23 **TIME:** 8 30 **STAFF:** Paul / A M

DEFICIENCIES OBSERVED: Description / Location

Ponded Water:	Yes / No	
Windblown Litter:	Yes / No	
Leachate Springs:	Yes / No	
Animals:	Yes / No	Cats + Racoons
Other:	Yes / No	Propane in A.M

RECOMMENDED ACTIONS / ACTIONS TAKEN:

RECYCLING: **TYPE**

DATE BINS WERE ORDERED: / / Scrap Metal

DATES BINS WERE PICKED UP: 21/9/23

REJECTED LOADS:

TIME	HAULER NAME	REASON FOR REJECTION

OTHER COMMENTS / OBSERVATIONS Pick up Around Bins + Pushed Cardboard.

COMMERCIAL HAULER OR LARGE LOADS

Time	Hauler	Material	Quantity (estimate volume & weight)	Visual Check (Yes/No)
	Fortner	Cardboard	4T/L	
12 30	Private	Const.	1/2 T/L	Yes

TOTAL COUNT OF HOUSEHOLD USERS: 162

AREA OF WASTE DISPOSAL: All waste sent to active face: Yes / No

IF NO: Waste Sent To:

LITTER CONTROL: Yes / No

DETAILS: Placed Bins - Pushed Behind

APPLICATION OF DUST SUPPRESSANT: Yes / No

DETAILS:

DAILY INSPECTION FORM COMPLETED: Yes / No

DETAILS:

COMPLAINTS RECEIVED: Yes / No

If Yes, complaint file number(s) and topic:

SIGNATURE **Print Staff Name:** P. Trafford

OFFICE USE:

Date Reviewed: **Reviewer:** **File Number:**

PRINTED BY GIGPRINT | GIGPRINT.ca | 1.800.461.5032

Township of Leeds and the Thousand Islands
1233 Prince Street, P.O. Box 280
Lansdowne, ON K0E 1L0

☑ Lansdowne
☐ Lyndhurst
☐ Escott

WASTE DISPOSAL SITE
DAILY INSPECTION FORM

DATE: Sept 19/23 **TIME:** 8:20 **STAFF:** Paul / Jonas

DEFICIENCIES OBSERVED:

		Description / Location
Ponded Water:	(Yes) / No	
Windblown Litter:	(Yes) / No	
Leachate Springs:	Yes / (No)	
Animals:	(Yes) / No	Cats & Racoons
Other:	(Yes) / No	People in A.M.

RECOMMENDED ACTIONS / ACTIONS TAKEN:

RECYCLING:

DATE BINS WERE ORDERED: / /

DATES BINS WERE PICKED UP: / /

TYPE
Pre Ordered Plastic
& Paper

REJECTED LOADS:

TIME	HAULER NAME	REASON FOR REJECTION

OTHER COMMENTS / OBSERVATIONS
Fri Cardboard - Plastic Scrap
Pushed Back Down & Levelled.

COMMERCIAL HAULER OR LARGE LOADS

Time	Hauler	Material	Quantity (estimate volume & weight)	Visual Check (Yes/No)

TOTAL COUNT OF HOUSEHOLD USERS: 136

AREA OF WASTE DISPOSAL: All waste sent to active face: (Yes) / No

IF NO: Waste Sent To:

LITTER CONTROL: (Yes) / No

DETAILS: Pushed Garbage on Hill - Packed Bins

APPLICATION OF DUST SUPPRESSANT: Yes / (No)

DETAILS:

DAILY INSPECTION FORM COMPLETED: (Yes) / No

DETAILS:

COMPLAINTS RECEIVED: Yes / (No)

If Yes, complaint file number(s) and topic:

SIGNATURE **Print Staff Name:** P. Trapano

OFFICE USE:

Date Reviewed: **Reviewer:** **File Number:**

PRINTED BY GIGPRINT | GIGPRINT.ca | 1.800.461.5032

Township of Leeds and the Thousand Islands
1233 Prince Street, P.O. Box 280
Lansdowne, ON K0E 1L0

☑ Lansdowne
☐ Lyndhurst
☐ Escott

WASTE DISPOSAL SITE
DAILY INSPECTION FORM

DATE: Sept 18/23 **TIME:** 8:30 **STAFF:** Paul T / A M

DEFICIENCIES OBSERVED:

		Description / Location
Ponded Water:	Yes / No	
Windblown Litter:	Yes / No	
Leachate Springs:	Yes / No	
Animals:	Yes / No	Cats + Raccoon
Other:	Yes / No	People in A.M.

RECOMMENDED ACTIONS / ACTIONS TAKEN:

3633

RECYCLING: **TYPE**

DATE BINS WERE ORDERED: / /

DATES BINS WERE PICKED UP: / /

REJECTED LOADS:

TIME	HAULER NAME	REASON FOR REJECTION

OTHER COMMENTS / OBSERVATIONS
Put Tire By Compactor For Cover
Back Hoe to Escott to Pack Bins

COMMERCIAL HAULER OR LARGE LOADS

Time	Hauler	Material	Quantity (estimate volume & weight)	Visual Check (Yes/No)
	Fletcher	Garbage	4T/L	
10:00	Pelow Air	"	1/2 T/L	65.00
11:00	"	"	1/2 T/L	65.00

TOTAL COUNT OF HOUSEHOLD USERS: 148

AREA OF WASTE DISPOSAL: **All waste sent to active face:** Yes / No

IF NO: Waste Sent To:

LITTER CONTROL: Yes / No

DETAILS: Posting Compactor + Blowing / Packing Bins

APPLICATION OF DUST SUPPRESSANT: Yes / No

DETAILS:

DAILY INSPECTION FORM COMPLETED: Yes / No

DETAILS:

COMPLAINTS RECEIVED: Yes / No

If Yes, complaint file number(s) and topic:

SIGNATURE **Print Staff Name:** P. Trombley

OFFICE USE:

Date Reviewed: **Reviewer:** **File Number:**

PRINTED BY GIGPRINT | GIGPRINT.ca | 1.800.461.5032

Township of Leeds and the Thousand Islands
1233 Prince Street, P.O. Box 280
Lansdowne, ON K0E 1L0

☑ Lansdowne
☐ Lyndhurst
☐ Escott

WASTE DISPOSAL SITE
DAILY INSPECTION FORM

DATE: Sept 16/23 **TIME:** 8:30 **STAFF:** Paul T / Al B

DEFICIENCIES OBSERVED:

		Description / Location
Ponded Water:	(Yes) / No	
Windblown Litter:	(Yes) / No	
Leachate Springs:	Yes / (No)	
Animals:	(Yes) / No	Cats + Racoons
Other:	(Yes) / No	People in A.M.

RECOMMENDED ACTIONS / ACTIONS TAKEN:

RECYCLING: **TYPE**

DATE BINS WERE ORDERED: / /

DATES BINS WERE PICKED UP: / /

REJECTED LOADS:

TIME	HAULER NAME	REASON FOR REJECTION
4:15	Private	Load of Brush - no I.D. - Had no Address for Twp. (Very Angry)

OTHER COMMENTS / OBSERVATIONS
Cameras on Stop Sign Gone / Recycling Bins Pushed Across Road.

COMMERCIAL HAULER OR LARGE LOADS

Time	Hauler	Material	Quantity (estimate volume & weight)	Visual Check (Yes/No)
10:30	Private	Const	1/2 TK	(Yes)
11:00	"	Garbage	1 TK	Cover Up
12:30	"	"	1 TK	"

TOTAL COUNT OF HOUSEHOLD USERS: 244

AREA OF WASTE DISPOSAL: **All waste sent to active face:** (Yes) / No

IF NO: Waste Sent To: _____

LITTER CONTROL: (Yes) / No

DETAILS: _____

APPLICATION OF DUST SUPPRESSANT: Yes / (No)

DETAILS: _____

DAILY INSPECTION FORM COMPLETED: (Yes) / No

DETAILS: _____

COMPLAINTS RECEIVED: Yes / (No)

If Yes, complaint file number(s) and topic: _____

SIGNATURE _____ **Print Staff Name:** P. Trafford

OFFICE USE:

Date Reviewed: _____ **Reviewer:** _____ **File Number:** _____

PRINTED BY GIGPRINT | GIGPRINT.ca | 1.800.461.5032

Township of Leeds and the Thousand Islands
1233 Prince Street, P.O. Box 280
Lansdowne, ON K0E 1L0

- [x] Lansdowne
- [ ] Lyndhurst
- [ ] Escott

WASTE DISPOSAL SITE
DAILY INSPECTION FORM

DATE: Sept 15/23 **TIME:** 8:30 **STAFF:** Paul T / Al M

DEFICIENCIES OBSERVED: Description / Location

Ponded Water:	Yes / No	
Windblown Litter:	Yes / No	
Leachate Springs:	Yes / No	
Animals:	Yes / No	Cats + Raccoons
Other:	Yes / No	People in A-H

RECOMMENDED ACTIONS / ACTIONS TAKEN:

RECYCLING: **TYPE**

DATE BINS WERE ORDERED: / / Plastic + Scrap

DATES BINS WERE PICKED UP: / /

REJECTED LOADS:

TIME	HAULER NAME	REASON FOR REJECTION

OTHER COMMENTS / OBSERVATIONS Pushed Cardboard + Brush.

COMMERCIAL HAULER OR LARGE LOADS

Time	Hauler	Material	Quantity (estimate volume & weight)	Visual Check (Yes/No)
415	Pennon	Const	1/2 T/L	Cs ∞

TOTAL COUNT OF HOUSEHOLD USERS: 185

AREA OF WASTE DISPOSAL: **All waste sent to active face:** Yes / No

IF NO: Waste Sent To:

LITTER CONTROL: Yes / No

DETAILS: Pack Bins - Pickup Around Bins

APPLICATION OF DUST SUPPRESSANT: Yes / No

DETAILS:

DAILY INSPECTION FORM COMPLETED: Yes / No

DETAILS:

COMPLAINTS RECEIVED: Yes / No

If Yes, complaint file number(s) and topic:

SIGNATURE **Print Staff Name:** P. Tappenden

OFFICE USE:

Date Reviewed: **Reviewer:** **File Number:**

PRINTED BY GIGPRINT | GIGPRINT.ca | 1.800.461.5032

Township of Leeds and the Thousand Islands
1233 Prince Street, P.O. Box 280
Lansdowne, ON K0E 1L0

☑ Lansdowne
☐ Lyndhurst
☐ Escott

WASTE DISPOSAL SITE
DAILY INSPECTION FORM

DATE: Sept 14/23 **TIME:** 8:30 Am **STAFF:** PAUL T / A M

DEFICIENCIES OBSERVED:

		Description / Location
Ponded Water:	Yes / No	
Windblown Litter:	Yes / No	
Leachate Springs:	Yes / No	
Animals:	Yes / No	Cats Racoons
Other:	Yes / No	Plague in A. H

RECOMMENDED ACTIONS / ACTIONS TAKEN:

RECYCLING:

TYPE

DATE BINS WERE ORDERED: / / Cardboard & Paper

DATES BINS WERE PICKED UP: / /

REJECTED LOADS:

TIME	HAULER NAME	REASON FOR REJECTION
8:35	Private	Gov Resident

OTHER COMMENTS / OBSERVATIONS
Back Hoe to Escott to Place Bins
R & R Pick up some Tires

COMMERCIAL HAULER OR LARGE LOADS

Time	Hauler	Material	Quantity (estimate volume & weight)	Visual Check (Yes/No)
	Fleurmer	Garbage	4 T/L	

TOTAL COUNT OF HOUSEHOLD USERS: 174

AREA OF WASTE DISPOSAL: All waste sent to active face: Yes / No

IF NO: Waste Sent To:

LITTER CONTROL: Yes / No

DETAILS: Pick up Around Bins / Pushing Garbage & Brush

APPLICATION OF DUST SUPPRESSANT: Yes / No

DETAILS:

DAILY INSPECTION FORM COMPLETED: Yes / No

DETAILS:

COMPLAINTS RECEIVED: Yes / No

If Yes, complaint file number(s) and topic:

SIGNATURE **Print Staff Name:** P. Trapano

OFFICE USE:

Date Reviewed: **Reviewer:** **File Number:**

PRINTED BY GIGPRINT | GIGPRINT.ca | 1.800.461.5032

Township of Leeds and the Thousand Islands
1233 Prince Street, P.O. Box 280
Lansdowne, ON K0E 1L0

☑ Lansdowne
☐ Lyndhurst
☐ Escott

WASTE DISPOSAL SITE
DAILY INSPECTION FORM

DATE: Sept 12/23 **TIME:** 8:30 **STAFF:** Paul T / Junior M

DEFICIENCIES OBSERVED:

		Description / Location
Ponded Water:	Yes / No	
Windblown Litter:	Yes / No	
Leachate Springs:	Yes / No	
Animals:	Yes / No	Cats & Raccoons
Other:	Yes / No	People in A.M.

RECOMMENDED ACTIONS / ACTIONS TAKEN:

RECYCLING:

DATE BINS WERE ORDERED: / /

DATES BINS WERE PICKED UP: / /

TYPE Pre Ordered Plastic & Paper

REJECTED LOADS:

TIME	HAULER NAME	REASON FOR REJECTION

OTHER COMMENTS / OBSERVATIONS

Items left at Gate -
Tires - Cardboard & Paper Fri Plastic & Scrap

COMMERCIAL HAULER OR LARGE LOADS

Time	Hauler	Material	Quantity (estimate volume & weight)	Visual Check (Yes/No)
9:55	Private	Garbage	1/2 T/L	Yes

TOTAL COUNT OF HOUSEHOLD USERS: 160

AREA OF WASTE DISPOSAL: All waste sent to active face: Yes / No

IF NO: Waste Sent To:

LITTER CONTROL: Yes / No

DETAILS: Pick up Around Bins.

APPLICATION OF DUST SUPPRESSANT: Yes / No

DETAILS:

DAILY INSPECTION FORM COMPLETED: Yes / No

DETAILS:

COMPLAINTS RECEIVED: Yes / No

If Yes, complaint file number(s) and topic:

SIGNATURE **Print Staff Name:** P. Trafford

OFFICE USE:

Date Reviewed: **Reviewer:** **File Number:**

PRINTED BY GIGPRINT | GIGPRINT.ca | 1.800.461.5032

Township of Leeds and the Thousand Islands
1233 Prince Street, P.O. Box 280
Lansdowne, ON K0E 1L0

☑ Lansdowne
☐ Lyndhurst
☐ Escott

WASTE DISPOSAL SITE
DAILY INSPECTION FORM

DATE: Sept 11/23 **TIME:** 8:30 **STAFF:** Paul T / AcM

DEFICIENCIES OBSERVED:

		Description / Location
Ponded Water:	Yes / No	
Windblown Litter:	Yes / No	
Leachate Springs:	Yes / No	
Animals:	Yes / No	Bears & Racoons
Other:	Yes / No	Propane tank

RECOMMENDED ACTIONS / ACTIONS TAKEN:
Garbage left along road up to the hill

RECYCLING: **TYPE**

DATE BINS WERE ORDERED: / /

DATES BINS WERE PICKED UP: / /

REJECTED LOADS:

TIME	HAULER NAME	REASON FOR REJECTION

OTHER COMMENTS / OBSERVATIONS
Back hoe to Escott to pack bins

COMMERCIAL HAULER OR LARGE LOADS

Time	Hauler	Material	Quantity (estimate volume & weight)	Visual Check (Yes/No)
	Fleetcor	Garbage	4 T/L	Yes
10:00	Plumer	Const.	1/2 T/L	6500
1045	"	"	1/2 T/L	6500

TOTAL COUNT OF HOUSEHOLD USERS: 151

AREA OF WASTE DISPOSAL: **All waste sent to active face:** Yes / No

IF NO: Waste Sent To:

LITTER CONTROL: Yes / No

DETAILS: Placed Bins - Pushed Garbage & Brush

APPLICATION OF DUST SUPPRESSANT: Yes / No

DETAILS:

DAILY INSPECTION FORM COMPLETED: Yes / No

DETAILS:

COMPLAINTS RECEIVED: Yes / No

If Yes, complaint file number(s) and topic:

SIGNATURE **Print Staff Name:** P. Trottier

OFFICE USE:

Date Reviewed: **Reviewer:** **File Number:**

PRINTED BY GIGPRINT | GIGPRINT.ca | 1.800.461.5032

Township of Leeds and the Thousand Islands

1233 Prince Street, P.O. Box 280
Lansdowne, ON K0E 1L0

- [x] Lansdowne
- [ ] Lyndhurst
- [ ] Escott

WASTE DISPOSAL SITE
DAILY INSPECTION FORM

DATE: Sept 9/23 **TIME:** 8:30 **STAFF:** [illegible] / [illegible]

DEFICIENCIES OBSERVED:

		Description / Location
Ponded Water:	Yes / No	
Windblown Litter:	Yes / No	
Leachate Springs:	Yes / No	
Animals:	Yes / No	Cats + Racoons
Other:	Yes / No	People in A.M

RECOMMENDED ACTIONS / ACTIONS TAKEN:

RECYCLING: **TYPE**

DATE BINS WERE ORDERED: / /

DATES BINS WERE PICKED UP: / /

REJECTED LOADS:

TIME	HAULER NAME	REASON FOR REJECTION

OTHER COMMENTS / OBSERVATIONS Pushed Garbage on Hill — Packed Bins

COMMERCIAL HAULER OR LARGE LOADS

Time	Hauler	Material	Quantity (estimate volume & weight)	Visual Check (Yes/No)

TOTAL COUNT OF HOUSEHOLD USERS: 261

AREA OF WASTE DISPOSAL: **All waste sent to active face:** Yes / No

IF NO: Waste Sent To:

LITTER CONTROL: Yes / No

DETAILS: Pick up around Bins

APPLICATION OF DUST SUPPRESSANT: Yes / No

DETAILS:

DAILY INSPECTION FORM COMPLETED: Yes / No

DETAILS:

COMPLAINTS RECEIVED: Yes / No

If Yes, complaint file number(s) and topic:

SIGNATURE **Print Staff Name:** P. Trafford

OFFICE USE:

Date Reviewed: **Reviewer:** **File Number:**

PRINTED BY GIGPRINT | GIGPRINT.ca | 1.800.461.5032

Township of Leeds and the Thousand Islands
1233 Prince Street, P.O. Box 280
Lansdowne, ON K0E 1L0

- [x] Lansdowne
- [ ] Lyndhurst
- [ ] Escott

WASTE DISPOSAL SITE
DAILY INSPECTION FORM

DATE: Sept 8/23 **TIME:** 830 **STAFF:** Paul T / A M

DEFICIENCIES OBSERVED:

		Description / Location
Ponded Water:	Yes / No	
Windblown Litter:	Yes / No	
Leachate Springs:	Yes / No	
Animals:	Yes / No	Cats + Racoons
Other:	Yes / No	People in A.M

RECOMMENDED ACTIONS / ACTIONS TAKEN:

RECYCLING:

DATE BINS WERE ORDERED: / /

DATES BINS WERE PICKED UP: / /

TYPE Paper + Scrap

REJECTED LOADS:

TIME	HAULER NAME	REASON FOR REJECTION

OTHER COMMENTS / OBSERVATIONS
Packed Bins - Pushed Cardboard + Brush

COMMERCIAL HAULER OR LARGE LOADS Trillium 613 - 875 - 0651

Time	Hauler	Material	Quantity (estimate volume & weight)	Visual Check (Yes/No)

TOTAL COUNT OF HOUSEHOLD USERS: 163

AREA OF WASTE DISPOSAL: **All waste sent to active face:** Yes / No

IF NO: Waste Sent To:

LITTER CONTROL: Yes / No

DETAILS:

APPLICATION OF DUST SUPPRESSANT: Yes / No

DETAILS:

DAILY INSPECTION FORM COMPLETED: Yes / No

DETAILS:

COMPLAINTS RECEIVED: Yes / No

If Yes, complaint file number(s) and topic:

SIGNATURE **Print Staff Name:** P Stratford

OFFICE USE:

Date Reviewed: **Reviewer:** **File Number:**

PRINTED BY GIGPRINT | GIGPRINT.ca | 1.800.461.5032

Township of Leeds and the Thousand Islands
1233 Prince Street, P.O. Box 280
Lansdowne, ON K0E 1L0

☑ Lansdowne
☐ Lyndhurst
☐ Escott

WASTE DISPOSAL SITE
DAILY INSPECTION FORM

DATE: Sept 7/23 **TIME:** 8:30 **STAFF:** Paul T / Al M

DEFICIENCIES OBSERVED: Description / Location

Ponded Water:	Yes / No	
Windblown Litter:	Yes / No	
Leachate Springs:	Yes / No	
Animals:	Yes / No	Cats + Racoons
Other:	Yes / No	Propane in A M.

RECOMMENDED ACTIONS / ACTIONS TAKEN: Garbage at Gate

RECYCLING: **TYPE**

DATE BINS WERE ORDERED: / / Cardboard + Paper

DATES BINS WERE PICKED UP: 7/9/23

REJECTED LOADS:

TIME	HAULER NAME	REASON FOR REJECTION

OTHER COMMENTS / OBSERVATIONS Pushed Garbage - Burn + Leaves.

COMMERCIAL HAULER OR LARGE LOADS

Time	Hauler	Material	Quantity (estimate volume & weight)	Visual Check (Yes/No)
	Fortenberry	Garbage	4 T/C	
4:00	Private	Const.	1/2 T/C	65.00

TOTAL COUNT OF HOUSEHOLD USERS: 208

AREA OF WASTE DISPOSAL: **All waste sent to active face:** Yes / No

IF NO: Waste Sent To:

LITTER CONTROL: Yes / No

DETAILS: Pickup Around Bins.

APPLICATION OF DUST SUPPRESSANT: Yes / No

DETAILS:

DAILY INSPECTION FORM COMPLETED: Yes / No

DETAILS:

COMPLAINTS RECEIVED: Yes / No

If Yes, complaint file number(s) and topic:

SIGNATURE **Print Staff Name:** P. Trapp

OFFICE USE:

Date Reviewed: **Reviewer:** **File Number:**

PRINTED BY GIGPRINT | GIGPRINT.ca | 1.800.461.5032

Township of Leeds and the Thousand Islands

1233 Prince Street, P.O. Box 280
Lansdowne, ON K0E 1L0

☑ Lansdowne
☐ Lyndhurst
☐ Escott

WASTE DISPOSAL SITE
DAILY INSPECTION FORM

DATE: 5/23 **TIME:** 830 **STAFF:** Paul T / Steve A

DEFICIENCIES OBSERVED:

		Description / Location
Ponded Water:	Yes / No	
Windblown Litter:	Yes / No	
Leachate Springs:	Yes / No	
Animals:	Yes / No	Gulls Roosting
Other:	Yes / No	People in A.M

RECOMMENDED ACTIONS / ACTIONS TAKEN:

RECYCLING:

DATE BINS WERE ORDERED: / /

DATES BINS WERE PICKED UP: / /

TYPE Pre Sorted Paper & Plastic.

REJECTED LOADS:

TIME	HAULER NAME	REASON FOR REJECTION

OTHER COMMENTS / OBSERVATIONS

Truck Cardboard - Paper
Blue Plastic - Scrap

COMMERCIAL HAULER OR LARGE LOADS

Time	Hauler	Material	Quantity (estimate volume & weight)	Visual Check (Yes/No)
	Interchar	Cardboard	4TJL	Visual Ok

TOTAL COUNT OF HOUSEHOLD USERS: 233

AREA OF WASTE DISPOSAL: All waste sent to active face: Yes / No

IF NO: Waste Sent To:

LITTER CONTROL: Yes / No

DETAILS: Pick up Around Bins

APPLICATION OF DUST SUPPRESSANT: Yes / No

DETAILS: Backhoe to Scoop to pack Bins.

DAILY INSPECTION FORM COMPLETED: Yes / No

DETAILS:

COMPLAINTS RECEIVED: Yes / No

If Yes, complaint file number(s) and topic:

SIGNATURE **Print Staff Name:** P. Thompson

OFFICE USE:

Date Reviewed: **Reviewer:** **File Number:**

PRINTED BY GIGPRINT | GIGPRINT.ca | 1.800.461.5032

Township of Leeds and the Thousand Islands
1233 Prince Street, P.O. Box 280
Lansdowne, ON K0E 1L0

- [x] Lansdowne
- [ ] Lyndhurst
- [ ] Escott

WASTE DISPOSAL SITE
DAILY INSPECTION FORM

DATE: Sept. 2/23 **TIME:** 8:20 **STAFF:** Steve. A. / Julie M.

DEFICIENCIES OBSERVED: Description / Location

Ponded Water:	(Yes) / No	
Windblown Litter:	(Yes) / No	
Leachate Springs:	Yes / (No)	
Animals:	(Yes) / No	Cats / birds
Other:	Yes / (No)	

RECOMMENDED ACTIONS / ACTIONS TAKEN:

RECYCLING: **TYPE**

DATE BINS WERE ORDERED: / /

DATES BINS WERE PICKED UP: / /

REJECTED LOADS:

TIME	HAULER NAME	REASON FOR REJECTION

OTHER COMMENTS / OBSERVATIONS

COMMERCIAL HAULER OR LARGE LOADS

Time	Hauler	Material	Quantity (estimate volume & weight)	Visual Check (Yes/No)

TOTAL COUNT OF HOUSEHOLD USERS: 317

AREA OF WASTE DISPOSAL: **All waste sent to active face:** (Yes) / No

IF NO: Waste Sent To:

LITTER CONTROL: (Yes) / No

DETAILS: around bins

APPLICATION OF DUST SUPPRESSANT: Yes / (No)

DETAILS:

DAILY INSPECTION FORM COMPLETED: Yes / No

DETAILS:

COMPLAINTS RECEIVED: Yes / No

If Yes, complaint file number(s) and topic:

SIGNATURE Julie McDon **Print Staff Name:** Julie McDonald

OFFICE USE:

Date Reviewed: **Reviewer:** **File Number:**

PRINTED BY GIGPRINT | GIGPRINT.ca | 1.800.461.5032

Township of Leeds and the Thousand Islands

1233 Prince Street, P.O. Box 280
Lansdowne, ON K0E 1L0

- [x] Lansdowne
- [ ] Lyndhurst
- [ ] Escott

WASTE DISPOSAL SITE
DAILY INSPECTION FORM

DATE: Sept. 1/23 **TIME:** 8:30 **STAFF:** Steve A. / Al. M

DEFICIENCIES OBSERVED:

		Description / Location
Ponded Water:	Yes / No	
Windblown Litter:	Yes / No	
Leachate Springs:	Yes / No	
Animals:	Yes / No	Cats & Birds -
Other:	Yes / No	

RECOMMENDED ACTIONS / ACTIONS TAKEN:

RECYCLING: **TYPE**

DATE BINS WERE ORDERED: / /

DATES BINS WERE PICKED UP: 09/01/23 plastic

REJECTED LOADS:

TIME	HAULER NAME	REASON FOR REJECTION

OTHER COMMENTS / OBSERVATIONS

COMMERCIAL HAULER OR LARGE LOADS

Time	Hauler	Material	Quantity (estimate volume & weight)	Visual Check (Yes/No)

TOTAL COUNT OF HOUSEHOLD USERS: 218

AREA OF WASTE DISPOSAL: All waste sent to active face: Yes / No

IF NO: Waste Sent To:

LITTER CONTROL: Yes / No

DETAILS: Around Bins

APPLICATION OF DUST SUPPRESSANT: Yes / No

DETAILS:

DAILY INSPECTION FORM COMPLETED: Yes / No

DETAILS:

COMPLAINTS RECEIVED: Yes / No

If Yes, complaint file number(s) and topic:

SIGNATURE Allan McRae **Print Staff Name:** Allan McRae

OFFICE USE:

Date Reviewed: **Reviewer:** **File Number:**

PRINTED BY GIGPRINT | GIGPRINT.ca | 1.800.461.5032

Township of Leeds and the Thousand Islands
1233 Prince Street, P.O. Box 280
Lansdowne, ON K0E 1L0

- [x] Lansdowne
- [ ] Lyndhurst
- [ ] Escott

WASTE DISPOSAL SITE
DAILY INSPECTION FORM

DATE: Aug. 31/23 **TIME:** 8:30 **STAFF:** Al. M. / Steve A.

DEFICIENCIES OBSERVED: Description / Location

Ponded Water:	(Yes) / No	
Windblown Litter:	(Yes) / No	
Leachate Springs:	Yes / (No)	
Animals:	(Yes) / No	
Other:	Yes / (No)	

RECOMMENDED ACTIONS / ACTIONS TAKEN:

RECYCLING: **TYPE**

DATE BINS WERE ORDERED: / /

DATES BINS WERE PICKED UP: 08/31/23 OCC

REJECTED LOADS:

TIME	HAULER NAME	REASON FOR REJECTION

OTHER COMMENTS / OBSERVATIONS
tires picked up

COMMERCIAL HAULER OR LARGE LOADS

Time	Hauler	Material	Quantity (estimate volume & weight)	Visual Check (Yes/No)
	Fletcher	house hold plastics		✓

TOTAL COUNT OF HOUSEHOLD USERS: 170

AREA OF WASTE DISPOSAL: **All waste sent to active face:** (Yes) / No

IF NO: Waste Sent To:

LITTER CONTROL: (Yes) / No

DETAILS: around bins

APPLICATION OF DUST SUPPRESSANT: Yes / (No)

DETAILS:

DAILY INSPECTION FORM COMPLETED: (Yes) / No

DETAILS:

COMPLAINTS RECEIVED: Yes / (No)

If Yes, complaint file number(s) and topic:

SIGNATURE SAllen **Print Staff Name:** Steve Allen

OFFICE USE:

Date Reviewed: **Reviewer:** **File Number:**

PRINTED BY GIGPRINT | GIGPRINT.ca | 1.800.461.5032

Township of Leeds and the Thousand Islands

1233 Prince Street, P.O. Box 280
Lansdowne, ON K0E 1L0

- [x] Lansdowne
- [ ] Lyndhurst
- [ ] Escott

WASTE DISPOSAL SITE
DAILY INSPECTION FORM

DATE: AUG 29/23 **TIME:** 8:15 **STAFF:** John Stafford Al Burt

DEFICIENCIES OBSERVED: Description / Location

Ponded Water:	Yes / ~~No~~	
Windblown Litter:	Yes / ~~No~~	
Leachate Springs:	Yes / ~~No~~	
Animals:	Yes / ~~No~~	
Other:	Yes / No	

RECOMMENDED ACTIONS / ACTIONS TAKEN:

RECYCLING: **TYPE**

DATE BINS WERE ORDERED: AUG/29/23 mixed / OCC

DATES BINS WERE PICKED UP: / /

REJECTED LOADS:

TIME	HAULER NAME	REASON FOR REJECTION

OTHER COMMENTS / OBSERVATIONS

COMMERCIAL HAULER OR LARGE LOADS

Time	Hauler	Material	Quantity (estimate volume & weight)	Visual Check (Yes/No)

TOTAL COUNT OF HOUSEHOLD USERS: 166

AREA OF WASTE DISPOSAL: **All waste sent to active face:** ~~Yes~~ / No

IF NO: Waste Sent To:

LITTER CONTROL: Yes / ~~No~~

DETAILS:

APPLICATION OF DUST SUPPRESSANT: Yes / ~~No~~

DETAILS:

DAILY INSPECTION FORM COMPLETED: ~~Yes~~ / No

DETAILS:

COMPLAINTS RECEIVED: Yes / ~~No~~

If Yes, complaint file number(s) and topic:

SIGNATURE **Print Staff Name:** John Stafford

OFFICE USE:

Date Reviewed: **Reviewer:** **File Number:**

PRINTED BY GIGPRINT | GIGPRINT.ca | 1.800.461.5032

Township of Leeds and the Thousand Islands
1233 Prince Street, P.O. Box 280
Lansdowne, ON K0E 1L0

☒ Lansdowne
☐ Lyndhurst
☐ Escott

WASTE DISPOSAL SITE
DAILY INSPECTION FORM

DATE: Aug 28/2023 **TIME:** 8.15am **STAFF:** ALLAN McRAE / AL Burnt

DEFICIENCIES OBSERVED:

		Description / Location
Ponded Water:	Yes / No	
Windblown Litter:	Yes / No	Around Bins
Leachate Springs:	Yes / No	
Animals:	Yes / No	Birds & Cats
Other:	Yes / No	

RECOMMENDED ACTIONS / ACTIONS TAKEN:

RECYCLING: **TYPE**

DATE BINS WERE ORDERED: / /

DATES BINS WERE PICKED UP: / /

REJECTED LOADS:

TIME	HAULER NAME	REASON FOR REJECTION

OTHER COMMENTS / OBSERVATIONS
Guy complaindd about Recycle not p/u started to argue with Al Burnt. (Because it was not sorted by the home owers that's why clint didn't pick it up.)

COMMERCIAL HAULER OR LARGE LOADS

Time	Hauler	Material	Quantity (estimate volume & weight)	Visual Check (Yes/No)
12:45	PRIVATE	HOUSE HOLD	1/2 T + 1/2 Trailer	✓
3	Fletcher	1/2 Recycle / 1/2 Landfill	Truck Load.	✓

TOTAL COUNT OF HOUSEHOLD USERS: 183

AREA OF WASTE DISPOSAL: All waste sent to active face: Yes / No

IF NO: Waste Sent To:

LITTER CONTROL: Yes / No

DETAILS: Around Bins.

APPLICATION OF DUST SUPPRESSANT: Yes / No

DETAILS:

DAILY INSPECTION FORM COMPLETED: Yes / No

DETAILS:

COMPLAINTS RECEIVED: Yes / No

If Yes, complaint file number(s) and topic: Guy Complaindd about Recycle Pu

SIGNATURE Allan McRae **Print Staff Name:** ALLAN McRae

OFFICE USE:

Date Reviewed: **Reviewer:** **File Number:**

PRINTED BY GIGPRINT | GIGPRINT.ca | 1.800.461.5032

Township of Leeds and the Thousand Islands

1233 Prince Street, P.O. Box 280
Lansdowne, ON K0E 1L0

- [x] Lansdowne
- [ ] Lyndhurst
- [ ] Escott

WASTE DISPOSAL SITE
DAILY INSPECTION FORM

DATE: Aug 26/2023 **TIME:** 08:20 **STAFF:** AL McR / AL B

DEFICIENCIES OBSERVED: Description / Location

Ponded Water:	Yes / (No)	
Windblown Litter:	(Yes) / No	
Leachate Springs:	Yes / (No)	
Animals:	(Yes) / No	BIRDS / CATS
Other:	Yes / (No)	

RECOMMENDED ACTIONS / ACTIONS TAKEN:

RECYCLING: **TYPE**

DATE BINS WERE ORDERED: / /

DATES BINS WERE PICKED UP: / /

REJECTED LOADS:

TIME	HAULER NAME	REASON FOR REJECTION

OTHER COMMENTS / OBSERVATIONS
a new lady came in with about 15-20 Black Bag of garbage and no Tags, I turned her away.

COMMERCIAL HAULER OR LARGE LOADS

Time	Hauler	Material	Quantity (estimate volume & weight)	Visual Check (Yes/No)

TOTAL COUNT OF HOUSEHOLD USERS: 274

AREA OF WASTE DISPOSAL: **All waste sent to active face:** (Yes) / No

IF NO: Waste Sent To:

LITTER CONTROL: (Yes) / No

DETAILS: Wind blown picked up

APPLICATION OF DUST SUPPRESSANT: Yes / (No)

DETAILS:

DAILY INSPECTION FORM COMPLETED: (Yes) / No

DETAILS:

COMPLAINTS RECEIVED: Yes / (No)

If Yes, complaint file number(s) and topic:

SIGNATURE Allan McRae **Print Staff Name:** ALLAN McRae

OFFICE USE:

Date Reviewed: **Reviewer:** **File Number:**

PRINTED BY GIGPRINT | GIGPRINT.ca | 1.800.461.5032

Township of Leeds and the Thousand Islands

1233 Prince Street, P.O. Box 280
Lansdowne, ON K0E 1L0

- [x] Lansdowne
- [ ] Lyndhurst
- [ ] Escott

WASTE DISPOSAL SITE
DAILY INSPECTION FORM

DATE: Aug 25/2023 **TIME:** 8.15 **STAFF:** Allan McRae / Julie.

DEFICIENCIES OBSERVED:

		Description / Location
Ponded Water:	Yes / No	
Windblown Litter:	Yes / No	Around Bins
Leachate Springs:	Yes / No	
Animals:	Yes / No	Birds and Cats
Other:	Yes / No	

RECOMMENDED ACTIONS / ACTIONS TAKEN:

RECYCLING: **TYPE**

DATE BINS WERE ORDERED: / /

DATES BINS WERE PICKED UP: Aug 25/2023 Plastic Bin / Metal Bins

REJECTED LOADS:

TIME	HAULER NAME	REASON FOR REJECTION

OTHER COMMENTS / OBSERVATIONS

COMMERCIAL HAULER OR LARGE LOADS

Time	Hauler	Material	Quantity (estimate volume & weight)	Visual Check (Yes/No)

TOTAL COUNT OF HOUSEHOLD USERS: 180

AREA OF WASTE DISPOSAL: **All waste sent to active face:** Yes / No

IF NO: Waste Sent To:

LITTER CONTROL: Yes / No

DETAILS: Around Bins

APPLICATION OF DUST SUPPRESSANT: Yes / No

DETAILS:

DAILY INSPECTION FORM COMPLETED: Yes / No

DETAILS:

COMPLAINTS RECEIVED: Yes / No

If Yes, complaint file number(s) and topic:

SIGNATURE Allan McRae **Print Staff Name:** ALLAN McRae

OFFICE USE:

Date Reviewed: **Reviewer:** **File Number:**

PRINTED BY GIGPRINT | GIGPRINT.ca | 1.800.461.5032

Township of Leeds and the Thousand Islands
1233 Prince Street, P.O. Box 280
Lansdowne, ON K0E 1L0

☒ Lansdowne
☐ Lyndhurst
☐ Escott

WASTE DISPOSAL SITE
DAILY INSPECTION FORM

DATE: Aug 24/2023 **TIME:** 8.15 am **STAFF:** Allan McRae / Julie

DEFICIENCIES OBSERVED: Description / Location

Ponded Water:	Yes / No	
Windblown Litter:	Yes / No	around Bins
Leachate Springs:	Yes / No	
Animals:	Yes / No	Birds & Cats
Other:	Yes / No	

RECOMMENDED ACTIONS / ACTIONS TAKEN:

RECYCLING: **TYPE**

DATE BINS WERE ORDERED: / /

DATES BINS WERE PICKED UP: aug 24 2023 Cardboard / Plastic / Paper

REJECTED LOADS:

TIME	HAULER NAME	REASON FOR REJECTION

OTHER COMMENTS / OBSERVATIONS

COMMERCIAL HAULER OR LARGE LOADS

Time	Hauler	Material ½ / ½	Quantity (estimate volume & weight)	Visual Check (Yes/No)
8.30	Clint Fletcher	Recycle / Landfill	Truck Load	✓
10.00	" "	" / "	" "	✓
11.00	" "	" / "	" "	✓

TOTAL COUNT OF HOUSEHOLD USERS: 205

AREA OF WASTE DISPOSAL: All waste sent to active face: Yes / No

IF NO: Waste Sent To:

LITTER CONTROL: Yes / No

DETAILS: Around Bins

APPLICATION OF DUST SUPPRESSANT: Yes / No

DETAILS:

DAILY INSPECTION FORM COMPLETED: Yes / No

DETAILS:

COMPLAINTS RECEIVED: Yes / No

If Yes, complaint file number(s) and topic:

SIGNATURE Allan McRae **Print Staff Name:** Allan McRae

OFFICE USE:

Date Reviewed: **Reviewer:** **File Number:**

PRINTED BY GIGPRINT | GIGPRINT.ca | 1.800.461.5032

Township of Leeds and the Thousand Islands
1233 Prince Street, P.O. Box 280
Lansdowne, ON K0E 1L0

☑ Lansdowne
☐ Lyndhurst
☐ Escott

WASTE DISPOSAL SITE
DAILY INSPECTION FORM

DATE: Aug. 22/23 **TIME:** 8:30 **STAFF:** S. Allen / John. S.

DEFICIENCIES OBSERVED: Description / Location

Ponded Water: (Yes) / No
Windblown Litter: (Yes) / No
Leachate Springs: Yes / (No)
Animals: (Yes) / No
Other: Yes / (No)

RECOMMENDED ACTIONS / ACTIONS TAKEN:

RECYCLING:
TYPE Card board / metal [redacted]
Plastic / Paper [redacted]

DATE BINS WERE ORDERED: 08/22/23
DATES BINS WERE PICKED UP: / /

REJECTED LOADS:

TIME	HAULER NAME	REASON FOR REJECTION

OTHER COMMENTS / OBSERVATIONS
brush chipping finished Aug. 21/23 pm.

COMMERCIAL HAULER OR LARGE LOADS

Time	Hauler	Material	Quantity (estimate volume & weight)	Visual Check (Yes/No)
	Fletcher	house hold		

TOTAL COUNT OF HOUSEHOLD USERS: 131

AREA OF WASTE DISPOSAL: All waste sent to active face: (Yes) / No
IF NO: Waste Sent To:

LITTER CONTROL: (Yes) / No
DETAILS: around bins

APPLICATION OF DUST SUPPRESSANT: Yes / (No)
DETAILS:

DAILY INSPECTION FORM COMPLETED: (Yes) / No
DETAILS:

COMPLAINTS RECEIVED: Yes / (No)
If Yes, complaint file number(s) and topic:

SIGNATURE Steven Allen **Print Staff Name:** Steven Allen

OFFICE USE:
Date Reviewed: **Reviewer:** **File Number:**

PRINTED BY GIGPRINT | GIGPRINT.ca | 1.800.461.5032

Township of Leeds and the Thousand Islands

1233 Prince Street, P.O. Box 280
Lansdowne, ON K0E 1L0

- [x] Lansdowne
- [ ] Lyndhurst
- [ ] Escott

WASTE DISPOSAL SITE
DAILY INSPECTION FORM

DATE: Aug. 21/23 **TIME:** 8:30 **STAFF:** Steve A. / AL. M

DEFICIENCIES OBSERVED:

		Description / Location
Ponded Water:	(Yes) / No	
Windblown Litter:	(Yes) / No	
Leachate Springs:	Yes / (No)	
Animals:	(Yes) / No	birds / cats
Other:	(Yes) / No	

RECOMMENDED ACTIONS / ACTIONS TAKEN:

RECYCLING: **TYPE**

DATE BINS WERE ORDERED: / /

DATES BINS WERE PICKED UP: / /

REJECTED LOADS:

TIME	HAULER NAME	REASON FOR REJECTION

OTHER COMMENTS / OBSERVATIONS

(Day 2) In chiping bush pile / backhoe to escott to pack bins

COMMERCIAL HAULER OR LARGE LOADS

Time	Hauler	Material	Quantity (estimate volume & weight)	Visual Check (Yes/No)
	Clint Fletcher	household		

TOTAL COUNT OF HOUSEHOLD USERS: 180

AREA OF WASTE DISPOSAL: **All waste sent to active face:** Yes / No

IF NO: Waste Sent To:

LITTER CONTROL: (Yes) / No

DETAILS: around bins

APPLICATION OF DUST SUPPRESSANT: Yes / (No)

DETAILS:

DAILY INSPECTION FORM COMPLETED: (Yes) / No

DETAILS:

COMPLAINTS RECEIVED: Yes / (No)

If Yes, complaint file number(s) and topic:

SIGNATURE Stn Allen **Print Staff Name:** Steven Allen

OFFICE USE:

Date Reviewed: **Reviewer:** **File Number:**

PRINTED BY GIGPRINT | GIGPRINT.ca | 1.800.461.5032

Township of Leeds and the Thousand Islands

1233 Prince Street, P.O. Box 280
Lansdowne, ON K0E 1L0

- [x] Lansdowne
- [ ] Lyndhurst
- [ ] Escott

WASTE DISPOSAL SITE
DAILY INSPECTION FORM

DATE: Aug 19/23 **TIME:** 8:30 **STAFF:** Paul / Shawn A.

DEFICIENCIES OBSERVED: Description / Location

Ponded Water:	Yes / No	
Windblown Litter:	Yes / No	
Leachate Springs:	Yes / No	
Animals:	Yes / No	Cats + Racoons
Other:	Yes / No	People in A-M.

RECOMMENDED ACTIONS / ACTIONS TAKEN:

RECYCLING: **TYPE**

DATE BINS WERE ORDERED: / /

DATES BINS WERE PICKED UP: / /

REJECTED LOADS:

TIME	HAULER NAME	REASON FOR REJECTION

OTHER COMMENTS / OBSERVATIONS Racoon Bins

COMMERCIAL HAULER OR LARGE LOADS

Time	Hauler	Material	Quantity (estimate volume & weight)	Visual Check (Yes/No)

TOTAL COUNT OF HOUSEHOLD USERS: 279

AREA OF WASTE DISPOSAL: **All waste sent to active face:** Yes / No

IF NO: Waste Sent To:

LITTER CONTROL: Yes / No

DETAILS: Picked Garbage + Brush

APPLICATION OF DUST SUPPRESSANT: Yes / No

DETAILS:

DAILY INSPECTION FORM COMPLETED: Yes / No

DETAILS:

COMPLAINTS RECEIVED: Yes / No

If Yes, complaint file number(s) and topic:

SIGNATURE **Print Staff Name:** P. Tomporary

OFFICE USE:

Date Reviewed: **Reviewer:** **File Number:**

PRINTED BY GIGPRINT | GIGPRINT.ca | 1.800.461.5032

Township of Leeds and the Thousand Islands
1233 Prince Street, P.O. Box 280
Lansdowne, ON K0E 1L0

☑ Lansdowne
☐ Lyndhurst
☐ Escott

WASTE DISPOSAL SITE
DAILY INSPECTION FORM

DATE: Aug 18/23 **TIME:** 8:30 **STAFF:** Paul / ALM

DEFICIENCIES OBSERVED:

		Description / Location
Ponded Water:	Yes / No	
Windblown Litter:	Yes / No	
Leachate Springs:	Yes / No	
Animals:	Yes / No	Cats + Racoons
Other:	Yes / No	Paper in A.M.

RECOMMENDED ACTIONS / ACTIONS TAKEN:

Wood Chipper Shredding Brush in Lanes.

RECYCLING:

DATE BINS WERE ORDERED: 15/8/23 **TYPE** Plastic - Cardboard - Scrap

DATES BINS WERE PICKED UP: 18/8/23

REJECTED LOADS:

TIME	HAULER NAME	REASON FOR REJECTION

OTHER COMMENTS / OBSERVATIONS

Bulkhead to Resist to Pack Bins + Pushed Garbage + Levers Lanes.

COMMERCIAL HAULER OR LARGE LOADS

Time	Hauler	Material	Quantity (estimate volume & weight)	Visual Check (Yes/No)
2:15	Private	Garbage	1 T/C	Covers up

TOTAL COUNT OF HOUSEHOLD USERS: 180

AREA OF WASTE DISPOSAL: All waste sent to active face: Yes / No

IF NO: Waste Sent To: _____

LITTER CONTROL: Yes / No

DETAILS: Pick up Around Bins

APPLICATION OF DUST SUPPRESSANT: Yes / No

DETAILS: _____

DAILY INSPECTION FORM COMPLETED: Yes / No

DETAILS: _____

COMPLAINTS RECEIVED: Yes / No

If Yes, complaint file number(s) and topic: _____

SIGNATURE _____ **Print Staff Name:** G. Tackaberry

OFFICE USE:

Date Reviewed: _____ **Reviewer:** _____ **File Number:** _____

PRINTED BY GIGPRINT | GIGPRINT.ca | 1.800.461.5032

Township of Leeds and the Thousand Islands
1233 Prince Street, P.O. Box 280
Lansdowne, ON K0E 1L0

☑ Lansdowne
☐ Lyndhurst
☐ Escott

WASTE DISPOSAL SITE
DAILY INSPECTION FORM

DATE: Aug 17/23 **TIME:** 8:30 **STAFF:** Paul T / Al M

DEFICIENCIES OBSERVED: Description / Location

Ponded Water:	Yes / No	
Windblown Litter:	Yes / No	
Leachate Springs:	Yes / No	
Animals:	Yes / No	Cats - Feral
Other:	Yes / No	People in A-M

RECOMMENDED ACTIONS / ACTIONS TAKEN:

RECYCLING: **TYPE**

DATE BINS WERE ORDERED: / /

DATES BINS WERE PICKED UP: / /

REJECTED LOADS:

TIME	HAULER NAME	REASON FOR REJECTION

OTHER COMMENTS / OBSERVATIONS
Compostor Changed 16/8/23 - Trees Brought for pick James 16/8/23

COMMERCIAL HAULER OR LARGE LOADS

Time	Hauler	Material	Quantity (estimate volume & weight)	Visual Check (Yes/No)
8:30-1:30	Fletcher	Construction	4 T/C	
2:30	Private	"	1 T/C	Clean Up.

TOTAL COUNT OF HOUSEHOLD USERS: 188

AREA OF WASTE DISPOSAL: All waste sent to active face: Yes / No

IF NO: Waste Sent To:

LITTER CONTROL: Yes / No

DETAILS: Pushed Trees Off Road - Pushed Brush

APPLICATION OF DUST SUPPRESSANT: Yes / No

DETAILS:

DAILY INSPECTION FORM COMPLETED: Yes / No

DETAILS:

COMPLAINTS RECEIVED: Yes / No

If Yes, complaint file number(s) and topic:

SIGNATURE **Print Staff Name:** P Tomlinson

OFFICE USE:

Date Reviewed: **Reviewer:** **File Number:**

PRINTED BY GIGPRINT | GIGPRINT.ca | 1.800.461.5032

Township of Leeds and the Thousand Islands
1233 Prince Street, P.O. Box 280
Lansdowne, ON K0E 1L0

☑ Lansdowne
☐ Lyndhurst
☐ Escott

WASTE DISPOSAL SITE
DAILY INSPECTION FORM

DATE: Aug 15/23 **TIME:** 8:30 **STAFF:** Pacult / Julie M.

DEFICIENCIES OBSERVED: Description / Location

Ponded Water:	Yes / No	
Windblown Litter:	Yes / No	
Leachate Springs:	Yes / No	
Animals:	Yes / No	Cats + Raccoons
Other:	Yes / No	People in A.M

RECOMMENDED ACTIONS / ACTIONS TAKEN:

RECYCLING: **TYPE**

DATE BINS WERE ORDERED: / / Pre Ordered Plastic

DATES BINS WERE PICKED UP: / / + Paper

REJECTED LOADS:

TIME	HAULER NAME	REASON FOR REJECTION

OTHER COMMENTS / OBSERVATIONS
Bins For Empty - Plastic - Cardboard - Scrap.
Pushed Garbage + Brush

COMMERCIAL HAULER OR LARGE LOADS

Time	Hauler	Material	Quantity (estimate volume & weight)	Visual Check (Yes/No)
2:30	Pelmorex	Const	1 T/C	150.00

TOTAL COUNT OF HOUSEHOLD USERS: 167

AREA OF WASTE DISPOSAL: All waste sent to active face: Yes / No

IF NO: Waste Sent To:

LITTER CONTROL: Yes / No

DETAILS: Pick up around Bins

APPLICATION OF DUST SUPPRESSANT: Yes / No

DETAILS:

DAILY INSPECTION FORM COMPLETED: Yes / No

DETAILS:

COMPLAINTS RECEIVED: Yes / No

If Yes, complaint file number(s) and topic:

SIGNATURE **Print Staff Name:** R. Tuffano

OFFICE USE:

Date Reviewed: **Reviewer:** **File Number:**

PRINTED BY GIGPRINT | GIGPRINT.ca | 1.800.461.5032

Township of Leeds and the Thousand Islands
1233 Prince Street, P.O. Box 280
Lansdowne, ON K0E 1L0

☐ Lansdowne
☐ Lyndhurst
☐ Escott

WASTE DISPOSAL SITE
DAILY INSPECTION FORM

DATE: Aug 14/23 **TIME:** 8-30 **STAFF:** Paul / A M

DEFICIENCIES OBSERVED: **Description / Location**

Ponded Water:	Yes / No	
Windblown Litter:	Yes / No	
Leachate Springs:	Yes / No	
Animals:	Yes / No	Cats + Racoons
Other:	Yes / No	People in A.M.

RECOMMENDED ACTIONS / ACTIONS TAKEN:

RECYCLING: **TYPE**

DATE BINS WERE ORDERED: / /

DATES BINS WERE PICKED UP: / /

REJECTED LOADS:

TIME	HAULER NAME	REASON FOR REJECTION

OTHER COMMENTS / OBSERVATIONS
Back mon to Escott - Pave Bins -
Lans. - Cardboard Pushed Bins Packed

COMMERCIAL HAULER OR LARGE LOADS

Time	Hauler	Material	Quantity (estimate volume & weight)	Visual Check (Yes/No)
7-830	Flatcher	Cardback	4 T/C	Vicinage
11 30	Prillman	Const.	1/2 T/C	C5.00

TOTAL COUNT OF HOUSEHOLD USERS: 193

AREA OF WASTE DISPOSAL: **All waste sent to active face:** Yes / No

IF NO: Waste Sent To:

LITTER CONTROL: Yes / No

DETAILS: Pick up Around Bins

APPLICATION OF DUST SUPPRESSANT: Yes / No

DETAILS:

DAILY INSPECTION FORM COMPLETED: Yes / No

DETAILS:

COMPLAINTS RECEIVED: Yes / No

If Yes, complaint file number(s) and topic:

SIGNATURE **Print Staff Name:** P. St. Lawrence

OFFICE USE:

Date Reviewed: **Reviewer:** **File Number:**

PRINTED BY GIGPRINT | GIGPRINT.ca | 1.800.461.5032

Township of Leeds and the Thousand Islands
1233 Prince Street, P.O. Box 280
Lansdowne, ON K0E 1L0

☐ Lansdowne
☐ Lyndhurst
☐ Escott

WASTE DISPOSAL SITE
DAILY INSPECTION FORM

DATE: Aug 12/23 **TIME:** 8:30 **STAFF:** Paul J

DEFICIENCIES OBSERVED: Description / Location

Ponded Water:	Yes / No	
Windblown Litter:	Yes / No	
Leachate Springs:	Yes / No	
Animals:	Yes / No	Cats - Raccoons
Other:	Yes / No	Pumpkin in R.M.

RECOMMENDED ACTIONS / ACTIONS TAKEN:
Watch Tarp Tarp

RECYCLING: **TYPE**

DATE BINS WERE ORDERED: / /

DATES BINS WERE PICKED UP: / /

REJECTED LOADS:

TIME	HAULER NAME	REASON FOR REJECTION

OTHER COMMENTS / OBSERVATIONS

COMMERCIAL HAULER OR LARGE LOADS

Time	Hauler	Material	Quantity (estimate volume & weight)	Visual Check (Yes/No)
9 50	Prince Arm	Construct	1 T/C	130.00
2 45	"	"	1/2 T/C	65.00

TOTAL COUNT OF HOUSEHOLD USERS: 294

AREA OF WASTE DISPOSAL: All waste sent to active face: Yes / No

IF NO: Waste Sent To:

LITTER CONTROL: Yes / No

DETAILS:

APPLICATION OF DUST SUPPRESSANT: Yes / No

DETAILS:

DAILY INSPECTION FORM COMPLETED: Yes / No

DETAILS:

COMPLAINTS RECEIVED: Yes / No

If Yes, complaint file number(s) and topic:

SIGNATURE **Print Staff Name:** P. Jackson

OFFICE USE:

Date Reviewed: **Reviewer:** **File Number:**

PRINTED BY GIGPRINT | GIGPRINT.ca | 1.800.461.5032

Township of Leeds and the Thousand Islands
1233 Prince Street, P.O. Box 280
Lansdowne, ON K0E 1L0

☑ Lansdowne
☐ Lyndhurst
☐ Escott

WASTE DISPOSAL SITE
DAILY INSPECTION FORM

DATE: Aug 11/23 **TIME:** 8-30 am **STAFF:** Paul / Ann M

DEFICIENCIES OBSERVED:

		Description / Location
Ponded Water:	Yes / No	
Windblown Litter:	Yes / No	
Leachate Springs:	Yes / No	
Animals:	Yes / No	Cats + Racoons.
Other:	Yes / No	People in A-H

RECOMMENDED ACTIONS / ACTIONS TAKEN:

RECYCLING: **TYPE**

DATE BINS WERE ORDERED: 8/8/23 Plastic - Cardboard - Paper

DATES BINS WERE PICKED UP: 11/8/23 Plastic -

REJECTED LOADS:

TIME	HAULER NAME	REASON FOR REJECTION

OTHER COMMENTS / OBSERVATIONS Backhoe to Escott to Pack Bins
Clean up around Bins

COMMERCIAL HAULER OR LARGE LOADS

Time	Hauler	Material	Quantity (estimate volume & weight)	Visual Check (Yes/No)
9:30	Bruce	Const	1/2 T/C	C5 00
10:30	"	Combustible	1 T/C	Clean Up.

TOTAL COUNT OF HOUSEHOLD USERS: 182

AREA OF WASTE DISPOSAL: **All waste sent to active face:** Yes / No

IF NO: Waste Sent To:

LITTER CONTROL: Yes / No

DETAILS: Packed Bins / Pushed Garbage, Brush + Leaves

APPLICATION OF DUST SUPPRESSANT: Yes / No

DETAILS:

DAILY INSPECTION FORM COMPLETED: Yes / No

DETAILS:

COMPLAINTS RECEIVED: Yes / No

If Yes, complaint file number(s) and topic:

SIGNATURE **Print Staff Name:** P. Tassone

OFFICE USE:

Date Reviewed: **Reviewer:** **File Number:**

PRINTED BY GIGPRINT | GIGPRINT.ca | 1.800.461.5032

Township of Leeds and the Thousand Islands

1233 Prince Street, P.O. Box 280
Lansdowne, ON K0E 1L0

- [x] Lansdowne
- [ ] Lyndhurst
- [ ] Escott

WASTE DISPOSAL SITE
DAILY INSPECTION FORM

DATE: Aug 10/23 **TIME:** 8:30 **STAFF:** Paul

DEFICIENCIES OBSERVED: Description / Location

Ponded Water:	Yes / No	
Windblown Litter:	Yes / No	
Leachate Springs:	Yes / No	
Animals:	Yes / No	Cats + Racoons
Other:	Yes / No	People in A.H

RECOMMENDED ACTIONS / ACTIONS TAKEN:

RECYCLING: **TYPE**

DATE BINS WERE ORDERED: / / Cardboard + Plastic

DATES BINS WERE PICKED UP: / / Not Required

REJECTED LOADS:

TIME	HAULER NAME	REASON FOR REJECTION

OTHER COMMENTS / OBSERVATIONS Load Tires For Tarrium

COMMERCIAL HAULER OR LARGE LOADS

Time	Hauler	Material	Quantity (estimate volume & weight)	Visual Check (Yes/No)
8:30-8:30	Fluctuate	Garbage	4 T/C	
10:00	Private	"	1 T/C	Cleanup
12:45	"	"	1 T/C	" "

TOTAL COUNT OF HOUSEHOLD USERS: 219

AREA OF WASTE DISPOSAL: All waste sent to active face: Yes / No

IF NO: Waste Sent To:

LITTER CONTROL: Yes / No

DETAILS: Pack Bins / Rural Garbage

APPLICATION OF DUST SUPPRESSANT: Yes / No

DETAILS:

DAILY INSPECTION FORM COMPLETED: Yes / No

DETAILS:

COMPLAINTS RECEIVED: Yes / No

If Yes, complaint file number(s) and topic:

SIGNATURE **Print Staff Name:** P. Tremblay

OFFICE USE:

Date Reviewed: **Reviewer:** **File Number:**

PRINTED BY GIGPRINT | GIGPRINT.ca | 1.800.461.5032

Township of Leeds and the Thousand Islands
1233 Prince Street, P.O. Box 280
Lansdowne, ON K0E 1L0

☑ Lansdowne
☐ Lyndhurst
☐ Escott

WASTE DISPOSAL SITE
DAILY INSPECTION FORM

DATE: Aug 8/23 **TIME:** 8:30 **STAFF:** Paul T / Julie M

DEFICIENCIES OBSERVED: Description / Location

Ponded Water:	Yes / No	
Windblown Litter:	Yes / No	
Leachate Springs:	Yes / No	
Animals:	Yes / No	Cats + Racoons
Other:	Yes / No	People in A.H.

RECOMMENDED ACTIONS / ACTIONS TAKEN:

RECYCLING: **TYPE**

DATE BINS WERE ORDERED: / / Pre Ordered Plastic + Paper.

DATES BINS WERE PICKED UP: / /

REJECTED LOADS: 1 Truck Cardboard + Plastic – Full Plastic + Paper

TIME	HAULER NAME	REASON FOR REJECTION

OTHER COMMENTS / OBSERVATIONS
RFM in Morning for Pumping Oil Construction Pushing Garbage + Brush / Moving Bins.

COMMERCIAL HAULER OR LARGE LOADS

Time	Hauler	Material	Quantity (estimate volume & weight)	Visual Check (Yes/No)
7:00–7:30	Fleischer	Garbage	4 T/L	Vicinity P.O.
7:30	Private	Garbage	1/2 T/L	Gsi

TOTAL COUNT OF HOUSEHOLD USERS: 277

AREA OF WASTE DISPOSAL: All waste sent to active face: Yes / No

IF NO: Waste Sent To:

LITTER CONTROL: Yes / No

DETAILS: Picking Around Bins.

APPLICATION OF DUST SUPPRESSANT: Yes / No

DETAILS:

DAILY INSPECTION FORM COMPLETED: Yes / No

DETAILS:

COMPLAINTS RECEIVED: Yes / No

If Yes, complaint file number(s) and topic:

SIGNATURE **Print Staff Name:** P. Thompson

OFFICE USE:

Date Reviewed: **Reviewer:** **File Number:**

PRINTED BY GIGPRINT | GIGPRINT.ca | 1.800.461.5032

Township of Leeds and the Thousand Islands
1233 Prince Street, P.O. Box 280
Lansdowne, ON K0E 1L0

☑ Lansdowne
☐ Lyndhurst
☐ Escott

WASTE DISPOSAL SITE
DAILY INSPECTION FORM

DATE: Aug 5/23 **TIME:** 8:30 **STAFF:** Paul / Derek M

DEFICIENCIES OBSERVED: **Description / Location**

Ponded Water:	Yes / No	
Windblown Litter:	Yes / No	
Leachate Springs:	Yes / No	
Animals:	Yes / No	Cats + Racoons
Other:	Yes / No	People in Ath.

RECOMMENDED ACTIONS / ACTIONS TAKEN:

RECYCLING: **TYPE**

DATE BINS WERE ORDERED: / /

DATES BINS WERE PICKED UP: / /

REJECTED LOADS:

TIME	HAULER NAME	REASON FOR REJECTION

OTHER COMMENTS / OBSERVATIONS Bin's Packed
Pick up Around Bins Behind Wall

COMMERCIAL HAULER OR LARGE LOADS

Time	Hauler	Material	Quantity (estimate volume & weight)	Visual Check (Yes/No)
3:00	Palmer	Const	1/2 T/C	6:00

TOTAL COUNT OF HOUSEHOLD USERS: 270

AREA OF WASTE DISPOSAL: **All waste sent to active face:** Yes / No

IF NO: Waste Sent To:

LITTER CONTROL: Yes / No

DETAILS: Compacted + Brush Pushed Back

APPLICATION OF DUST SUPPRESSANT: Yes / No

DETAILS:

DAILY INSPECTION FORM COMPLETED: Yes / No

DETAILS:

COMPLAINTS RECEIVED: Yes / No

If Yes, complaint file number(s) and topic:

SIGNATURE **Print Staff Name:** P. Tappenden

OFFICE USE:

Date Reviewed: **Reviewer:** **File Number:**

PRINTED BY GIGPRINT | GIGPRINT.ca | 1.800.461.5032

Township of Leeds and the Thousand Islands
1233 Prince Street, P.O. Box 280
Lansdowne, ON K0E 1L0

- [x] Lansdowne
- [ ] Lyndhurst
- [ ] Escott

WASTE DISPOSAL SITE
DAILY INSPECTION FORM

DATE: Aug 4/23 **TIME:** 830 **STAFF:** PW T / AB

DEFICIENCIES OBSERVED:

		Description / Location
Ponded Water:	Yes / No	
Windblown Litter:	Yes / No	
Leachate Springs:	Yes / No	
Animals:	Yes / No	Cats - Raccoons
Other:	Yes / No	People in AM

RECOMMENDED ACTIONS / ACTIONS TAKEN:

RECYCLING: **TYPE**

DATE BINS WERE ORDERED: 1/8/23 Plastic - Scrap

DATES BINS WERE PICKED UP: 4/8/23

REJECTED LOADS:

TIME	HAULER NAME	REASON FOR REJECTION

OTHER COMMENTS / OBSERVATIONS

COMMERCIAL HAULER OR LARGE LOADS

Time	Hauler	Material	Quantity (estimate volume & weight)	Visual Check (Yes/No)
945	Prudhon	Const.	1/2 T/L	65.00
1050	"	"	1/2 T/L	65.00

TOTAL COUNT OF HOUSEHOLD USERS: 229

AREA OF WASTE DISPOSAL: **All waste sent to active face:** Yes / No

IF NO: Waste Sent To:

LITTER CONTROL: Yes / No

DETAILS: Portable Compactor / Packed Bins

APPLICATION OF DUST SUPPRESSANT: Yes / No

DETAILS:

DAILY INSPECTION FORM COMPLETED: Yes / No

DETAILS:

COMPLAINTS RECEIVED: Yes / No

If Yes, complaint file number(s) and topic:

SIGNATURE **Print Staff Name:** P. Tassone

OFFICE USE:

Date Reviewed: **Reviewer:** **File Number:**

PRINTED BY GIGPRINT | GIGPRINT.ca | 1.800.461.5032

Township of Leeds and the Thousand Islands
1233 Prince Street, P.O. Box 280
Lansdowne, ON K0E 1L0

- [x] Lansdowne
- [ ] Lyndhurst
- [ ] Escott

WASTE DISPOSAL SITE
DAILY INSPECTION FORM

DATE: Aug 3/23 **TIME:** 830 **STAFF:** Paul T / Jamie M

DEFICIENCIES OBSERVED:

		Description / Location
Ponded Water:	Yes / No	
Windblown Litter:	Yes / No	
Leachate Springs:	Yes / No	
Animals:	Yes / No	Cats + Racoons
Other:	Yes / No	People in A.M.

RECOMMENDED ACTIONS / ACTIONS TAKEN:

RECYCLING:

DATE BINS WERE ORDERED: 1/8/23

DATES BINS WERE PICKED UP: 3/8/23

TYPE
Cardboard + Paper
Compostor Changed
Aug 2/23.

REJECTED LOADS:

TIME	HAULER NAME	REASON FOR REJECTION

OTHER COMMENTS / OBSERVATIONS
Back Hoe to Bloom to Pack
Bins + Push Garbage + Brush

COMMERCIAL HAULER OR LARGE LOADS

Time	Hauler	Material	Quantity (estimate volume & weight)	Visual Check (Yes/No)
8:30-1:30	Furtenbach	Garbage	4 T/L	

TOTAL COUNT OF HOUSEHOLD USERS: 191

AREA OF WASTE DISPOSAL: All waste sent to active face: Yes / No

IF NO: Waste Sent To:

LITTER CONTROL: Yes / No

DETAILS: Pushed Brush + Leaves / Packed Bins

APPLICATION OF DUST SUPPRESSANT: Yes / No

DETAILS:

DAILY INSPECTION FORM COMPLETED: Yes / No

DETAILS:

COMPLAINTS RECEIVED: Yes / No

If Yes, complaint file number(s) and topic:

SIGNATURE **Print Staff Name:** D. Trafford

OFFICE USE:

Date Reviewed: **Reviewer:** **File Number:**

PRINTED BY GIGPRINT | GIGPRINT.ca | 1.800.461.5032

Township of Leeds and the Thousand Islands
1233 Prince Street, P.O. Box 280
Lansdowne, ON K0E 1L0

☑ Lansdowne
☐ Lyndhurst
☐ Escott

WASTE DISPOSAL SITE
DAILY INSPECTION FORM

DATE: Aug 1/23 **TIME:** 8:30 Am **STAFF:** Paul T / Jonas S.

DEFICIENCIES OBSERVED:

		Description / Location
Ponded Water:	Yes / No	
Windblown Litter:	Yes / No	
Leachate Springs:	Yes / No	
Animals:	Yes / No	Cats + Racoons
Other:	Yes / No	People in A.M.

RECOMMENDED ACTIONS / ACTIONS TAKEN:

RECYCLING:

DATE BINS WERE ORDERED: / /

DATES BINS WERE PICKED UP: / /

TYPE Pre Ordered Plastic + Paper

REJECTED LOADS:

TIME	HAULER NAME	REASON FOR REJECTION
9:30	Private	Queen St Commercial

OTHER COMMENTS / OBSERVATIONS
Lock on Back Door Fence Cap cut - Fuel Taken. - Thrs Card Board + Paper
Fri Plastic + Scrap

COMMERCIAL HAULER OR LARGE LOADS

Time	Hauler	Material	Quantity (estimate volume & weight)	Visual Check (Yes/No)
11:00	Private	Cardboard	1/2 TK	
11:45	"	"	1/2 TK	65.00
12:30	"	Const.	1/2 TK	65.00
1:30	"	"	1/2 TK	65.00
4:00	"	"	1/2 TK	65.00

TOTAL COUNT OF HOUSEHOLD USERS: 171

AREA OF WASTE DISPOSAL: **All waste sent to active face:** Yes / No
IF NO: Waste Sent To: Loading 3 Trucks For Escott

LITTER CONTROL: Yes / No
DETAILS: Pushed Cardboard on Hill / Packed Bins

APPLICATION OF DUST SUPPRESSANT: Yes / No
DETAILS:

DAILY INSPECTION FORM COMPLETED: Yes / No
DETAILS:

COMPLAINTS RECEIVED: Yes / No
If Yes, complaint file number(s) and topic:

SIGNATURE **Print Staff Name:** P. Tompkins

OFFICE USE:

Date Reviewed: **Reviewer:** **File Number:**

PRINTED BY GIGPRINT | GIGPRINT.ca | 1.800.461.5032

Township of Leeds and the Thousand Islands
1233 Prince Street, P.O. Box 280
Lansdowne, ON K0E 1L0

- [x] Lansdowne
- [ ] Lyndhurst
- [ ] Escott

WASTE DISPOSAL SITE
DAILY INSPECTION FORM

DATE: June 30/23 **TIME:** 8 30 **STAFF:** PAUL T / AL B.

DEFICIENCIES OBSERVED:

		Description / Location
Ponded Water:	Yes / No	
Windblown Litter:	Yes / No	
Leachate Springs:	Yes / No	
Animals:	Yes / No	CATS + RACCOONS
Other:	Yes / No	PROPLE IN A-M

RECOMMENDED ACTIONS / ACTIONS TAKEN:

RECYCLING: **TYPE**

DATE BINS WERE ORDERED: / /

DATES BINS WERE PICKED UP: / /

REJECTED LOADS:

TIME	HAULER NAME	REASON FOR REJECTION

OTHER COMMENTS / OBSERVATIONS
BACKHOE TO ESCOTT TO PACK BINS.
PUTTING GARBAGE OF HOLE IN LANSDOWNE

COMMERCIAL HAULER OR LARGE LOADS

Time	Hauler	Material	Quantity (estimate volume & weight)	Visual Check (Yes/No)
7-8 30	FRITCHER	GARBAGE	4 T/L	VISUAL
9 30	PRIVATE	"	1 T/L	CLEAN UP.
9 50	"	"	1/2 T/L	C5.00

TOTAL COUNT OF HOUSEHOLD USERS: 218

AREA OF WASTE DISPOSAL: All waste sent to active face: Yes / No

IF NO: Waste Sent To:

LITTER CONTROL: Yes / No

DETAILS: PACKING BINS

APPLICATION OF DUST SUPPRESSANT: Yes / No

DETAILS:

DAILY INSPECTION FORM COMPLETED: Yes / No

DETAILS:

COMPLAINTS RECEIVED: Yes / No

If Yes, complaint file number(s) and topic:

SIGNATURE **Print Staff Name:** P. TERRANO

OFFICE USE:

Date Reviewed: **Reviewer:** **File Number:**

PRINTED BY GIGPRINT | GIGPRINT.ca | 1.800.461.5032

Township of Leeds and the Thousand Islands
1233 Prince Street, P.O. Box 280
Lansdowne, ON K0E 1L0

☐ ~~Lansdowne~~
☐ Lyndhurst
☐ Escott

WASTE DISPOSAL SITE
DAILY INSPECTION FORM

DATE: Aug 29/23 **TIME:** 8:30 **STAFF:** Paul T / Al B.

DEFICIENCIES OBSERVED: Description / Location

Ponded Water:	Yes / No	
Windblown Litter:	Yes / No	
Leachate Springs:	Yes / No	
Animals:	Yes / No	Cats + Racoons
Other:	Yes / No	People in A.M.

RECOMMENDED ACTIONS / ACTIONS TAKEN:

RECYCLING: **TYPE**

DATE BINS WERE ORDERED: / /

DATES BINS WERE PICKED UP: / /

REJECTED LOADS:

TIME	HAULER NAME	REASON FOR REJECTION

OTHER COMMENTS / OBSERVATIONS

COMMERCIAL HAULER OR LARGE LOADS

Time	Hauler	Material	Quantity (estimate volume & weight)	Visual Check (Yes/No)
2:30	Private	Garbage	1/2 T/L	Yes

TOTAL COUNT OF HOUSEHOLD USERS: 246

AREA OF WASTE DISPOSAL: **All waste sent to active face:** Yes / No

IF NO: Waste Sent To:

LITTER CONTROL: Yes / No

DETAILS: Pushing Garbage / Packing Bins.

APPLICATION OF DUST SUPPRESSANT: Yes / No

DETAILS:

DAILY INSPECTION FORM COMPLETED: Yes / No

DETAILS:

COMPLAINTS RECEIVED: Yes / No

If Yes, complaint file number(s) and topic:

SIGNATURE **Print Staff Name:** P. Trafford

OFFICE USE:

Date Reviewed: **Reviewer:** **File Number:**

PRINTED BY GIGPRINT | GIGPRINT.ca | 1.800.461.5032

Township of Leeds and the Thousand Islands
1233 Prince Street, P.O. Box 280
Lansdowne, ON K0E 1L0

☐ Lansdowne
☐ Lyndhurst
☐ Escott

WASTE DISPOSAL SITE
DAILY INSPECTION FORM

DATE: Aug 28/23 **TIME:** 8:30 **STAFF:** Brent / Ac M

DEFICIENCIES OBSERVED:

		Description / Location
Ponded Water:	Yes / No	
Windblown Litter:	Yes / No	
Leachate Springs:	Yes / No	
Animals:	Yes / No	Cats + Racoons
Other:	Yes / No	People in A.M.

RECOMMENDED ACTIONS / ACTIONS TAKEN:

RECYCLING: **TYPE**

DATE BINS WERE ORDERED: / / Plastic + Scrap

DATES BINS WERE PICKED UP: / /

REJECTED LOADS:

TIME	HAULER NAME	REASON FOR REJECTION

OTHER COMMENTS / OBSERVATIONS Back Mor To Escott To Pick Bins.

COMMERCIAL HAULER OR LARGE LOADS

Time	Hauler	Material	Quantity (estimate volume & weight)	Visual Check (Yes/No)
8:30	Fortner	Cardboard	1 Ton	

TOTAL COUNT OF HOUSEHOLD USERS: 207

AREA OF WASTE DISPOSAL: **All waste sent to active face:** Yes / No

IF NO: Waste Sent To:

LITTER CONTROL: Yes / No

DETAILS: Pushed Cardboard / Packed Bins.

APPLICATION OF DUST SUPPRESSANT: Yes / No

DETAILS: Clean up around plastic + cardboard

DAILY INSPECTION FORM COMPLETED: Yes / No

DETAILS:

COMPLAINTS RECEIVED: Yes / No

If Yes, complaint file number(s) and topic:

SIGNATURE **Print Staff Name:** P. Tammono

OFFICE USE:

Date Reviewed: **Reviewer:** **File Number:**

PRINTED BY GIGPRINT | GIGPRINT.ca | 1.800.461.5032

Township of Leeds and the Thousand Islands
1233 Prince Street, P.O. Box 280
Lansdowne, ON K0E 1L0

- [x] Lansdowne
- [ ] Lyndhurst
- [ ] Escott

WASTE DISPOSAL SITE
DAILY INSPECTION FORM

DATE: July 27/2023 **TIME:** 8.15am **STAFF:** ALLAN McRAE

DEFICIENCIES OBSERVED: Description / Location

Ponded Water:	Yes / (No)	
Windblown Litter:	(Yes) / No	around Bins
Leachate Springs:	Yes / (No)	
Animals:	(Yes) / No	Birds and Cats
Other:	Yes / No	

RECOMMENDED ACTIONS / ACTIONS TAKEN:

RECYCLING: **TYPE**

DATE BINS WERE ORDERED: / /

DATES BINS WERE PICKED UP: July 27/2023 Paper Bin and Cardboard Bin

REJECTED LOADS:

TIME	HAULER NAME	REASON FOR REJECTION

OTHER COMMENTS / OBSERVATIONS

COMMERCIAL HAULER OR LARGE LOADS

Time	Hauler	Material	Quantity (estimate volume & weight)	Visual Check (Yes/No)
10Am	Clint Fletcher	½ Recycle / ½ Landfill	Truck Load	✓
11 30Am	" "	" "	" "	✓

TOTAL COUNT OF HOUSEHOLD USERS: 198

AREA OF WASTE DISPOSAL: All waste sent to active face: (Yes) / No

IF NO: Waste Sent To:

LITTER CONTROL: (Yes) / No

DETAILS: Around Bins

APPLICATION OF DUST SUPPRESSANT: Yes / (No)

DETAILS:

DAILY INSPECTION FORM COMPLETED: (Yes) / No

DETAILS:

COMPLAINTS RECEIVED: Yes / (No)

If Yes, complaint file number(s) and topic:

SIGNATURE Allan McRae **Print Staff Name:** ALLAN McRAE

OFFICE USE:

Date Reviewed: **Reviewer:** **File Number:**

PRINTED BY GIGPRINT | GIGPRINT.ca | 1.800.461.5032

Township of Leeds and the Thousand Islands
1233 Prince Street, P.O. Box 280
Lansdowne, ON K0E 1L0

☑ Lansdowne
☐ Lyndhurst
☐ Escott

WASTE DISPOSAL SITE
DAILY INSPECTION FORM

DATE: July 25/23 **TIME:** 8:30 **STAFF:** Paul T / Dawn S.

DEFICIENCIES OBSERVED:

		Description / Location
Ponded Water:	Yes / No	
Windblown Litter:	Yes / No	
Leachate Springs:	Yes / No	
Animals:	Yes / No	Cats + Racoons
Other:	Yes / No	People in A.M.

RECOMMENDED ACTIONS / ACTIONS TAKEN:

RECYCLING: **TYPE**

DATE BINS WERE ORDERED: / / Pre Ordered Plastic

DATES BINS WERE PICKED UP: / / + Paper.

REJECTED LOADS:

TIME	HAULER NAME	REASON FOR REJECTION

OTHER COMMENTS / OBSERVATIONS

THURS - CARDBOARD + PAPER
FRI - PLASTIC + SCRAP

COMMERCIAL HAULER OR LARGE LOADS

Time	Hauler	Material	Quantity (estimate volume & weight)	Visual Check (Yes/No)
3:30	Private	Construct	1 T/C	Clean Up
4:10	"	Const	1/2 T/C	55.00

TOTAL COUNT OF HOUSEHOLD USERS: 154

AREA OF WASTE DISPOSAL: **All waste sent to active face:** Yes / No

IF NO: Waste Sent To:

LITTER CONTROL: Yes / No

DETAILS: Press Construct - Leaves + Brush / Pack Bins

APPLICATION OF DUST SUPPRESSANT: Yes / No

DETAILS:

DAILY INSPECTION FORM COMPLETED: Yes / No

DETAILS:

COMPLAINTS RECEIVED: Yes / No

If Yes, complaint file number(s) and topic:

SIGNATURE **Print Staff Name:** P. Trafford

OFFICE USE:

Date Reviewed: **Reviewer:** **File Number:**

PRINTED BY GIGPRINT | GIGPRINT.ca | 1.800.461.5032

Township of Leeds and the Thousand Islands
1233 Prince Street, P.O. Box 280
Lansdowne, ON K0E 1L0

☑ Lansdowne
☐ Lyndhurst
☐ Escott

WASTE DISPOSAL SITE
DAILY INSPECTION FORM

DATE: July 24/23 **TIME:** 830 **STAFF:** Paul T / Al M

DEFICIENCIES OBSERVED: Description / Location

Ponded Water:	Yes / No	
Windblown Litter:	Yes / No	
Leachate Springs:	Yes / No	
Animals:	Yes / No	Cats + Racoons
Other:	Yes / No	Paper in A.M.

RECOMMENDED ACTIONS / ACTIONS TAKEN:

RECYCLING: **TYPE**

DATE BINS WERE ORDERED: / / Requested E Waste

DATES BINS WERE PICKED UP: / / Bin

REJECTED LOADS:

TIME	HAULER NAME	REASON FOR REJECTION

OTHER COMMENTS / OBSERVATIONS Back Mtr to Escott to Pack Bins
Packed Bins + Pushed Garbage

COMMERCIAL HAULER OR LARGE LOADS

Time	Hauler	Material	Quantity (estimate volume & weight)	Visual Check (Yes/No)
7-830	Fullcrop	Garbage	4 T/L	Village
950	Brown Ath	"	1 T/L	Cleanup
1240	"	Const	1/2 T/L	C.S.

TOTAL COUNT OF HOUSEHOLD USERS: 204

AREA OF WASTE DISPOSAL: All waste sent to active face: Yes / No

IF NO: Waste Sent To:

LITTER CONTROL: Yes / No

DETAILS: Clean Up Around Paper Bins

APPLICATION OF DUST SUPPRESSANT: Yes / No

DETAILS:

DAILY INSPECTION FORM COMPLETED: Yes / No

DETAILS:

COMPLAINTS RECEIVED: Yes / No

If Yes, complaint file number(s) and topic:

SIGNATURE **Print Staff Name:** P. Trafford

OFFICE USE:

Date Reviewed: **Reviewer:** **File Number:**

PRINTED BY GIGPRINT | GIGPRINT.ca | 1.800.461.5032

Township of Leeds and the Thousand Islands
1233 Prince Street, P.O. Box 280
Lansdowne, ON K0E 1L0

- [x] Lansdowne
- [ ] Lyndhurst
- [ ] Escott

WASTE DISPOSAL SITE
DAILY INSPECTION FORM

DATE: July 22/23 **TIME:** 8:30 **STAFF:** Paul T / Julie M.

DEFICIENCIES OBSERVED: Description / Location

Ponded Water:	Yes / No	
Windblown Litter:	Yes / No	
Leachate Springs:	Yes / No	
Animals:	Yes / No	Cats + Racoons
Other:	Yes / No	Bloper in A.M.

RECOMMENDED ACTIONS / ACTIONS TAKEN:

RECYCLING: **TYPE**

DATE BINS WERE ORDERED: / / Scrap + Plastic From

DATES BINS WERE PICKED UP: / / Yesterday

REJECTED LOADS:

TIME	HAULER NAME	REASON FOR REJECTION
10:50	Private	Loads over 5"
12:50	"	146 Quarrier Hill Rd
		No Tags - Black Bags

OTHER COMMENTS / OBSERVATIONS

COMMERCIAL HAULER OR LARGE LOADS

Time	Hauler	Material	Quantity (estimate volume & weight)	Visual Check (Yes/No)
945	Private	Cardboard	1/2 T/L	C.S.80
1070	"	"	1/2 T/L	"

TOTAL COUNT OF HOUSEHOLD USERS: 274

AREA OF WASTE DISPOSAL: **All waste sent to active face:** Yes / No

IF NO: Waste Sent To:

LITTER CONTROL: Yes / No

DETAILS: Packed Bins - Pushed Cardboard on Hill

APPLICATION OF DUST SUPPRESSANT: Yes / No

DETAILS:

DAILY INSPECTION FORM COMPLETED: Yes / No

DETAILS:

COMPLAINTS RECEIVED: Yes / No

If Yes, complaint file number(s) and topic:

SIGNATURE **Print Staff Name:** P. Trafford

OFFICE USE:

Date Reviewed: **Reviewer:** **File Number:**

PRINTED BY GIGPRINT | GIGPRINT.ca | 1.800.461.5032

Township of Leeds and the Thousand Islands
1233 Prince Street, P.O. Box 280
Lansdowne, ON K0E 1L0

☑ Lansdowne
☐ Lyndhurst
☐ Escott

WASTE DISPOSAL SITE
DAILY INSPECTION FORM

DATE: July 21/23 **TIME:** 8:30 **STAFF:** Paul / Adam M

DEFICIENCIES OBSERVED:

		Description / Location
Ponded Water:	Yes / No	
Windblown Litter:	Yes / No	
Leachate Springs:	Yes / No	
Animals:	Yes / No	Cats + Racoons
Other:	Yes / No	People in A-M.

RECOMMENDED ACTIONS / ACTIONS TAKEN:

RECYCLING:

DATE BINS WERE ORDERED: 18/7/23
DATES BINS WERE PICKED UP: 21/7/23

TYPE Cardboard – Plastic – Scrap

REJECTED LOADS:

TIME	HAULER NAME	REASON FOR REJECTION
1:30	Private	Gas Tanks

OTHER COMMENTS / OBSERVATIONS Brush Moved to Escott to Pack Bins. – Pushed Recycling – Lawns – Packed Bins.

COMMERCIAL HAULER OR LARGE LOADS

Time	Hauler	Material	Quantity (estimate volume & weight)	Visual Check (Yes/No)

TOTAL COUNT OF HOUSEHOLD USERS: 166

AREA OF WASTE DISPOSAL: All waste sent to active face: Yes / No
IF NO: Waste Sent To:

LITTER CONTROL: Yes / No
DETAILS: Pushed Garbage – Fill to Garbage.

APPLICATION OF DUST SUPPRESSANT: Yes / No
DETAILS:

DAILY INSPECTION FORM COMPLETED: Yes / No
DETAILS:

COMPLAINTS RECEIVED: Yes / No
If Yes, complaint file number(s) and topic:

SIGNATURE **Print Staff Name:** P. Knapperman

OFFICE USE:

Date Reviewed: **Reviewer:** **File Number:**

PRINTED BY GIGPRINT | GIGPRINT.ca | 1.800.461.5032

Township of Leeds and the Thousand Islands
1233 Prince Street, P.O. Box 280
Lansdowne, ON K0E 1L0

☑ Lansdowne
☐ Lyndhurst
☐ Escott

WASTE DISPOSAL SITE
DAILY INSPECTION FORM

DATE: July 20/23 **TIME:** 8:30 **STAFF:** Paul T / Al M

DEFICIENCIES OBSERVED: Description / Location

Ponded Water:	Yes / No	
Windblown Litter:	Yes / No	
Leachate Springs:	Yes / No	
Animals:	Yes / No	Cats + Racoons
Other:	Yes / No	People in A.M.

RECOMMENDED ACTIONS / ACTIONS TAKEN:

RECYCLING: **TYPE**

DATE BINS WERE ORDERED: / /

DATES BINS WERE PICKED UP: / /

REJECTED LOADS:

TIME	HAULER NAME	REASON FOR REJECTION

OTHER COMMENTS / OBSERVATIONS Compost Bins Cleaned 19/7/23
Compactor in 19/7/23 - File From Kidd Rd.

COMMERCIAL HAULER OR LARGE LOADS

Time	Hauler	Material	Quantity (estimate volume & weight)	Visual Check (Yes/No)
8:30 - 1:30	Fletcher	Garbage	3 T/C	
10:50	Private	"	1 T/C	Clean Up.
11:30	Private	Const.	1 T/C	130.00

TOTAL COUNT OF HOUSEHOLD USERS: 202

AREA OF WASTE DISPOSAL: **All waste sent to active face:** Yes / No

IF NO: Waste Sent To: Pick up to Garbage

LITTER CONTROL: Yes / No

DETAILS: Pick up Around Paper Bin

APPLICATION OF DUST SUPPRESSANT: Yes / No

DETAILS:

DAILY INSPECTION FORM COMPLETED: Yes / No

DETAILS:

COMPLAINTS RECEIVED: Yes / No

If Yes, complaint file number(s) and topic:

SIGNATURE **Print Staff Name:** P. Trombley

OFFICE USE:

Date Reviewed: **Reviewer:** **File Number:**

PRINTED BY GIGPRINT | GIGPRINT.ca | 1.800.461.5032

Township of Leeds and the Thousand Islands
1233 Prince Street, P.O. Box 280
Lansdowne, ON K0E 1L0

☑ Lansdowne
☐ Lyndhurst
☐ Escott

WASTE DISPOSAL SITE
DAILY INSPECTION FORM

DATE: July 18/23 **TIME:** 8:30 **STAFF:** Paul / John

DEFICIENCIES OBSERVED:

		Description / Location
Ponded Water:	Yes / No	
Windblown Litter:	Yes / No	
Leachate Springs:	Yes / No	
Animals:	Yes / No	Cats + Racoons
Other:	Yes / No	People in A.M.

RECOMMENDED ACTIONS / ACTIONS TAKEN:

Fri Bins Cans - Plastic - Scrap.

RECYCLING:

DATE BINS WERE ORDERED: / /

DATES BINS WERE PICKED UP: / /

TYPE Pre Ordered Plastic & Paper

REJECTED LOADS:

TIME	HAULER NAME	REASON FOR REJECTION

OTHER COMMENTS / OBSERVATIONS

Placed Bins on Pushed Garbage on Hill. Clean Up Around Paper Bin.

COMMERCIAL HAULER OR LARGE LOADS

Time	Hauler	Material	Quantity (estimate volume & weight)	Visual Check (Yes/No)
11:40	Prewater	Garbage	1 T/L	Clean Up
11:50	"	Const.	1/2 T/L	65-00

TOTAL COUNT OF HOUSEHOLD USERS: 174

AREA OF WASTE DISPOSAL: **All waste sent to active face:** Yes / No

IF NO: Waste Sent To:

LITTER CONTROL: Yes / No

DETAILS: Pushed Up Tire Pile - Tires From Ward 2.

APPLICATION OF DUST SUPPRESSANT: Yes / No

DETAILS:

DAILY INSPECTION FORM COMPLETED: Yes / No

DETAILS:

COMPLAINTS RECEIVED: Yes / No

If Yes, complaint file number(s) and topic:

SIGNATURE **Print Staff Name:** P. Thompson

OFFICE USE:

Date Reviewed: **Reviewer:** **File Number:**

PRINTED BY GIGPRINT | GIGPRINT.ca | 1.800.461.5032

Township of Leeds and the Thousand Islands
1233 Prince Street, P.O. Box 280
Lansdowne, ON K0E 1L0

☑ Lansdowne
☐ Lyndhurst
☐ Escott

WASTE DISPOSAL SITE
DAILY INSPECTION FORM

DATE: July 17/23 **TIME:** 8:30 **STAFF:** Paul / Al M

DEFICIENCIES OBSERVED:

		Description / Location
Ponded Water:	Yes / No	
Windblown Litter:	Yes / No	
Leachate Springs:	Yes / No	
Animals:	Yes / No	Cats + Raccoons
Other:	Yes / No	People in A.H

RECOMMENDED ACTIONS / ACTIONS TAKEN:

RECYCLING: **TYPE**

DATE BINS WERE ORDERED: / / Called For Truck Pickup.

DATES BINS WERE PICKED UP: / /

REJECTED LOADS:

TIME	HAULER NAME	REASON FOR REJECTION

OTHER COMMENTS / OBSERVATIONS Backhoe to Escott to Dig Bins

COMMERCIAL HAULER OR LARGE LOADS

Time	Hauler	Material	Quantity (estimate volume & weight)	Visual Check (Yes/No)
7:00-8:15	Fortcher	Cardboard	4T/L	Viewed
10:50	Fleuette	"	1T/L	130.00
12:20	"	Const	1T/L	130.00
1:15	"	"	1/2 T/L	65.00
2:10	"	"	1/2 T/L	65.00

TOTAL COUNT OF HOUSEHOLD USERS: 186

AREA OF WASTE DISPOSAL: **All waste sent to active face:** Yes / No

IF NO: Waste Sent To:

LITTER CONTROL: Yes / No

DETAILS: Push, Cardboard - Brush

APPLICATION OF DUST SUPPRESSANT: Yes / No

DETAILS:

DAILY INSPECTION FORM COMPLETED: Yes / No

DETAILS:

COMPLAINTS RECEIVED: Yes / No

If Yes, complaint file number(s) and topic:

SIGNATURE **Print Staff Name:** P. Trottier

OFFICE USE:

Date Reviewed: **Reviewer:** **File Number:**

PRINTED BY GIGPRINT | GIGPRINT.ca | 1.800.461.5032

Township of Leeds and the Thousand Islands
1233 Prince Street, P.O. Box 280
Lansdowne, ON K0E 1L0

- [x] Lansdowne
- [ ] Lyndhurst
- [ ] Escott

WASTE DISPOSAL SITE
DAILY INSPECTION FORM

DATE: 9.02 (5/23 **TIME:** 8 30 **STAFF:** Paul T / Al B

DEFICIENCIES OBSERVED: Description / Location

Ponded Water:	Yes / No	
Windblown Litter:	Yes / No	
Leachate Springs:	Yes / No	
Animals:	Yes / No	Cats + Racoons
Other:	Yes / No	People in A.M.

RECOMMENDED ACTIONS / ACTIONS TAKEN:

RECYCLING: **TYPE**

DATE BINS WERE ORDERED: 11/7/23 Plastic + Paper

DATES BINS WERE PICKED UP: / /

REJECTED LOADS:

TIME	HAULER NAME	REASON FOR REJECTION

OTHER COMMENTS / OBSERVATIONS
Fire Extinguisher used up.
Bag in Truck on Fire.

COMMERCIAL HAULER OR LARGE LOADS

Time	Hauler	Material	Quantity (estimate volume & weight)	Visual Check (Yes/No)
1:05	Private	Garbage	1T/C	Swam up + 1 Book Tags
1:20	"	"	1/2 T 1/2 T	65

TOTAL COUNT OF HOUSEHOLD USERS: 276

AREA OF WASTE DISPOSAL: **All waste sent to active face:** Yes / No

IF NO: Waste Sent To:

LITTER CONTROL: Yes / No

DETAILS: Bins Packed / Garbage + Brush Pushed

APPLICATION OF DUST SUPPRESSANT: Yes / No

DETAILS:

DAILY INSPECTION FORM COMPLETED: Yes / No

DETAILS:

COMPLAINTS RECEIVED: Yes / No

If Yes, complaint file number(s) and topic:

SIGNATURE **Print Staff Name:** P. Trafford

OFFICE USE:

Date Reviewed: **Reviewer:** **File Number:**

PRINTED BY GIGPRINT | GIGPRINT.ca | 1.800.461.5032

Township of Leeds and the Thousand Islands
1233 Prince Street, P.O. Box 280
Lansdowne, ON K0E 1L0

☑ Lansdowne
☐ Lyndhurst
☐ Escott

WASTE DISPOSAL SITE
DAILY INSPECTION FORM

DATE: July 14/23 **TIME:** 830 **STAFF:** Paul T / Al M

DEFICIENCIES OBSERVED:

		Description / Location
Ponded Water:	Yes / No	
Windblown Litter:	Yes / No	
Leachate Springs:	Yes / No	
Animals:	Yes / No	Cats - Raccoons
Other:	Yes / No	People in A.M.

RECOMMENDED ACTIONS / ACTIONS TAKEN:

RECYCLING: **TYPE**

DATE BINS WERE ORDERED: 11/7/23 Cardboard - Plastic - Scrap.

DATES BINS WERE PICKED UP: / /

REJECTED LOADS:

TIME	HAULER NAME	REASON FOR REJECTION

OTHER COMMENTS / OBSERVATIONS
Fuel Stolen From Backhoe - Backhoe To Escott To Pack Bins.

COMMERCIAL HAULER OR LARGE LOADS

Time	Hauler	Material	Quantity (estimate volume & weight)	Visual Check (Yes/No)

TOTAL COUNT OF HOUSEHOLD USERS: 203

AREA OF WASTE DISPOSAL: **All waste sent to active face:** Yes / No

IF NO: Waste Sent To:

LITTER CONTROL: Yes / No

DETAILS: Pickup around Bins - Pack Bins.

APPLICATION OF DUST SUPPRESSANT: Yes / No

DETAILS:

DAILY INSPECTION FORM COMPLETED: Yes / No

DETAILS:

COMPLAINTS RECEIVED: Yes / No

If Yes, complaint file number(s) and topic:

SIGNATURE **Print Staff Name:** P. Trafford

OFFICE USE:

Date Reviewed: **Reviewer:** **File Number:**

PRINTED BY GIGPRINT | GIGPRINT.ca | 1.800.461.5032

Township of Leeds and the Thousand Islands
1233 Prince Street, P.O. Box 280
Lansdowne, ON K0E 1L0

☑ Lansdowne
☐ Lyndhurst
☐ Escott

WASTE DISPOSAL SITE
DAILY INSPECTION FORM

DATE: July 13/23 **TIME:** 8:30 **STAFF:** PaulT / ALM

DEFICIENCIES OBSERVED:

		Description / Location
Ponded Water:	Yes / No	
Windblown Litter:	Yes / No	
Leachate Springs:	Yes / No	
Animals:	Yes / No	Cats - Raccoons
Other:	Yes / No	Propane in A.H.

RECOMMENDED ACTIONS / ACTIONS TAKEN:

No Bins Delivered Today.

RECYCLING: **TYPE**

DATE BINS WERE ORDERED: 11/7/23 Cardboard - Plastic - Scrap.

DATES BINS WERE PICKED UP: / /

REJECTED LOADS:

TIME	HAULER NAME	REASON FOR REJECTION
10:15	Private	Large Wood logs.

OTHER COMMENTS / OBSERVATIONS

Compactor in Wed July 12/23

COMMERCIAL HAULER OR LARGE LOADS

Time	Hauler	Material	Quantity (estimate volume & weight)	Visual Check (Yes/No)
8:30-13:30	Fortune	Garbage	NT/L	
10:30	Private	"	1 T/L	Clean up
12:30	Private	Const.	1 T/L	130.00

TOTAL COUNT OF HOUSEHOLD USERS: 169

AREA OF WASTE DISPOSAL: **All waste sent to active face:** Yes / No

IF NO: Waste Sent To:

LITTER CONTROL: Yes / No

DETAILS: Pushed Garbage - Packed Bins.

APPLICATION OF DUST SUPPRESSANT: Yes / No

DETAILS:

DAILY INSPECTION FORM COMPLETED: Yes / No

DETAILS:

COMPLAINTS RECEIVED: Yes / No

If Yes, complaint file number(s) and topic: P. Trapper

SIGNATURE **Print Staff Name:**

OFFICE USE:

Date Reviewed: **Reviewer:** **File Number:**

PRINTED BY GIGPRINT | GIGPRINT.ca | 1.800.461.5032

Township of Leeds and the Thousand Islands
1233 Prince Street, P.O. Box 280
Lansdowne, ON K0E 1L0

☑ Lansdowne
☐ Lyndhurst
☐ Escott

WASTE DISPOSAL SITE
DAILY INSPECTION FORM

DATE: July 11/23 **TIME:** 8:30 **STAFF:** Paul / Al Bunt

DEFICIENCIES OBSERVED: Description / Location

Ponded Water:	Yes / No	
Windblown Litter:	Yes / No	
Leachate Springs:	Yes / No	
Animals:	Yes / No	Cats + Raccoons
Other:	Yes / No	People in A-Ut

RECOMMENDED ACTIONS / ACTIONS TAKEN:

Manco Broke Down no. Bins Delivered.

RECYCLING: **TYPE**

DATE BINS WERE ORDERED: / / Pre Ordered Plastic

DATES BINS WERE PICKED UP: / / + Paper

REJECTED LOADS:

TIME	HAULER NAME	REASON FOR REJECTION

OTHER COMMENTS / OBSERVATIONS

Thurs - Cardboard - Plastic - Scrap
Fri - Plastic - Paper

COMMERCIAL HAULER OR LARGE LOADS

Time	Hauler	Material	Quantity (estimate volume & weight)	Visual Check (Yes/No)
1230	Paulpac	Cardboard	1 T/C	Clean Up
230	"	"	1 T/C	" "

TOTAL COUNT OF HOUSEHOLD USERS: 141

AREA OF WASTE DISPOSAL: **All waste sent to active face:** Yes / No

IF NO: Waste Sent To:

LITTER CONTROL: Yes / No

DETAILS: Pushing Cardback - Packed Bins.

APPLICATION OF DUST SUPPRESSANT: Yes / No

DETAILS:

DAILY INSPECTION FORM COMPLETED: Yes / No

DETAILS:

COMPLAINTS RECEIVED: Yes / No

If Yes, complaint file number(s) and topic:

SIGNATURE **Print Staff Name:** P. Thompson

OFFICE USE:

Date Reviewed: **Reviewer:** **File Number:**

PRINTED BY GIGPRINT | GIGPRINT.ca | 1.800.461.5032

Township of Leeds and the Thousand Islands
1233 Prince Street, P.O. Box 280
Lansdowne, ON K0E 1L0

☑ Lansdowne
☐ Lyndhurst
☐ Escott

WASTE DISPOSAL SITE
DAILY INSPECTION FORM

DATE: July 10/23 **TIME:** 8:30 **STAFF:** Paul / A. B.

DEFICIENCIES OBSERVED:

		Description / Location
Ponded Water:	Yes / No	
Windblown Litter:	Yes / No	
Leachate Springs:	Yes / No	
Animals:	Yes / No	Cats + Racoons
Other:	Yes / No	Proper in A.M.

RECOMMENDED ACTIONS / ACTIONS TAKEN:

RECYCLING:

DATE BINS WERE ORDERED: / /

DATES BINS WERE PICKED UP: / /

TYPE Called for Bins for Escott Cardboard + Plastic.

REJECTED LOADS:

TIME	HAULER NAME	REASON FOR REJECTION

OTHER COMMENTS / OBSERVATIONS Backhoe to Escott to Pack Bins

COMMERCIAL HAULER OR LARGE LOADS

Time	Hauler	Material	Quantity (estimate volume & weight)	Visual Check (Yes/No)
7-8	Fletcher	Garbage	4 T/L	Village
9:30	Private	Const	1/2 T/L	65.00
13:00	Private	Garbage	1/2 T	Clean-Up-Card
15:10	"	Const.	1/2 T	65.00
16:00	"	Const.	1/2 T	65.00

TOTAL COUNT OF HOUSEHOLD USERS: 172

AREA OF WASTE DISPOSAL: All waste sent to active face: Yes / No

IF NO: Waste Sent To:

LITTER CONTROL: Yes / No

DETAILS: Racked Bins – Pushing Garbage – Brush + Leaves.

APPLICATION OF DUST SUPPRESSANT: Yes / No

DETAILS:

DAILY INSPECTION FORM COMPLETED: Yes / No

DETAILS:

COMPLAINTS RECEIVED: Yes / No

If Yes, complaint file number(s) and topic:

SIGNATURE **Print Staff Name:** P. Trafford

OFFICE USE:

Date Reviewed: **Reviewer:** **File Number:**

PRINTED BY GIGPRINT | GIGPRINT.ca | 1.800.461.5032

Township of Leeds and the Thousand Islands
1233 Prince Street, P.O. Box 280
Lansdowne, ON K0E 1L0

- [x] Lansdowne
- [ ] Lyndhurst
- [ ] Escott

WASTE DISPOSAL SITE
DAILY INSPECTION FORM

DATE: July 8/23 **TIME:** 830 **STAFF:** Paul T / Jamie M

DEFICIENCIES OBSERVED: Description / Location

Ponded Water:	Yes / No	
Windblown Litter:	Yes / No	
Leachate Springs:	Yes / No	
Animals:	Yes / No	Cats + Racoons
Other:	Yes / No	People in A.H

RECOMMENDED ACTIONS / ACTIONS TAKEN:

RECYCLING: **TYPE**

DATE BINS WERE ORDERED: / /

DATES BINS WERE PICKED UP: / /

REJECTED LOADS:

TIME	HAULER NAME	REASON FOR REJECTION

OTHER COMMENTS / OBSERVATIONS Pushed Garbage - Brush + Leaves - Packed Bins.

COMMERCIAL HAULER OR LARGE LOADS

Time	Hauler	Material	Quantity (estimate volume & weight)	Visual Check (Yes/No)
845	Reliance	Garbage	1 T/C	130.00
215	"	"	1/2 T/C	65.00

TOTAL COUNT OF HOUSEHOLD USERS: 292

AREA OF WASTE DISPOSAL: **All waste sent to active face:** Yes / No

IF NO: Waste Sent To:

LITTER CONTROL: Yes / No

DETAILS: Pick up Around Plastic Bins.

APPLICATION OF DUST SUPPRESSANT: Yes / No

DETAILS:

DAILY INSPECTION FORM COMPLETED: Yes / No

DETAILS:

COMPLAINTS RECEIVED: Yes / No

If Yes, complaint file number(s) and topic:

SIGNATURE **Print Staff Name:** R. Trottier

OFFICE USE:

Date Reviewed: **Reviewer:** **File Number:**

PRINTED BY GIGPRINT | GIGPRINT.ca | 1.800.461.5032

Township of Leeds and the Thousand Islands
1233 Prince Street, P.O. Box 280
Lansdowne, ON K0E 1L0

☑ Lansdowne
☐ Lyndhurst
☐ Escott

WASTE DISPOSAL SITE
DAILY INSPECTION FORM

DATE: July 7/23 **TIME:** 8 30 **STAFF:** Paul / Julie M

DEFICIENCIES OBSERVED:

		Description / Location
Ponded Water:	Yes / (No)	
Windblown Litter:	(Yes) / No	
Leachate Springs:	Yes / (No)	
Animals:	(Yes) / No	Cats + Racoons
Other:	(Yes) / No	People in A.M

RECOMMENDED ACTIONS / ACTIONS TAKEN:

RECYCLING:

DATE BINS WERE ORDERED: 3 / 7 / 23

DATES BINS WERE PICKED UP: 7 / 7 / 23

TYPE Plastic - Paper - Cardboard

REJECTED LOADS:

TIME	HAULER NAME	REASON FOR REJECTION

OTHER COMMENTS / OBSERVATIONS
Orange Tractor in for Fuel
Pick up around Bins - Park Bins.

COMMERCIAL HAULER OR LARGE LOADS

Time	Hauler	Material	Quantity (estimate volume & weight)	Visual Check (Yes/No)
8 30	Private	Const	1/2 T/L	C5.00
12:15	"	Garbage	1 T/L	Clean Up
3 40	"	Const	1/2 T/L	65.00

TOTAL COUNT OF HOUSEHOLD USERS: 229

AREA OF WASTE DISPOSAL: **All waste sent to active face:** (Yes) / No

IF NO: Waste Sent To:

LITTER CONTROL: (Yes) / No

DETAILS: Push Compactor - Lanes + Bins

APPLICATION OF DUST SUPPRESSANT: Yes / (No)

DETAILS:

DAILY INSPECTION FORM COMPLETED: (Yes) / No

DETAILS:

COMPLAINTS RECEIVED: Yes / (No)

If Yes, complaint file number(s) and topic:

SIGNATURE **Print Staff Name:** P. Tallon

OFFICE USE:

Date Reviewed: **Reviewer:** **File Number:**

PRINTED BY GIGPRINT | GIGPRINT.ca | 1.800.461.5032

Township of Leeds and the Thousand Islands
1233 Prince Street, P.O. Box 280
Lansdowne, ON K0E 1L0

☑ Lansdowne
☐ Lyndhurst
☐ Escott

WASTE DISPOSAL SITE
DAILY INSPECTION FORM

DATE: July 6/23 **TIME:** 8:30 **STAFF:** Paul T / John M

DEFICIENCIES OBSERVED:

		Description / Location
Ponded Water:	Yes / (No)	
Windblown Litter:	(Yes) / No	
Leachate Springs:	Yes / (No)	
Animals:	(Yes) / No	Cats + Racoons
Other:	(Yes) / No	People in A.M.

RECOMMENDED ACTIONS / ACTIONS TAKEN:

RECYCLING: **TYPE**

DATE BINS WERE ORDERED: / /

DATES BINS WERE PICKED UP: / /

REJECTED LOADS:

TIME	HAULER NAME	REASON FOR REJECTION

OTHER COMMENTS / OBSERVATIONS Pushed Garbage on Hill — Pushed Brush + Leaves — Placed Bins

COMMERCIAL HAULER OR LARGE LOADS

Time	Hauler	Material	Quantity (estimate volume & weight)	Visual Check (Yes/No)
8:30-1:30	Fleetcare	Garbage	4 T/L	
9:45	Prevost	Const	1/2 T/L	65.00
2:30	"	"	1/2 T/L	65.00

TOTAL COUNT OF HOUSEHOLD USERS: 241

AREA OF WASTE DISPOSAL: **All waste sent to active face:** (Yes) / No

IF NO: Waste Sent To:

LITTER CONTROL: (Yes) / No

DETAILS: Back Hill to Reclaim to Park Bins

APPLICATION OF DUST SUPPRESSANT: Yes / (No)

DETAILS:

DAILY INSPECTION FORM COMPLETED: (Yes) / No

DETAILS:

COMPLAINTS RECEIVED: (Yes) / No

If Yes, complaint file number(s) and topic: Wood Size to Small

SIGNATURE **Print Staff Name:** P. Trottier

OFFICE USE:

Date Reviewed: **Reviewer:** **File Number:**

PRINTED BY GIGPRINT | GIGPRINT.ca | 1.800.461.5032

Township of Leeds and the Thousand Islands
1233 Prince Street, P.O. Box 280
Lansdowne, ON K0E 1L0

☒ Lansdowne
☐ Lyndhurst
☐ Escott

WASTE DISPOSAL SITE
DAILY INSPECTION FORM

DATE: July 4/23 **TIME:** 8:30 **STAFF:** PAULT / JOHN M

DEFICIENCIES OBSERVED: Description / Location

Ponded Water:	Yes / No	
Windblown Litter:	Yes / No	
Leachate Springs:	Yes / No	
Animals:	Yes / No	CATS + RACCOONS
Other:	Yes / No	People in A.M.

RECOMMENDED ACTIONS / ACTIONS TAKEN:

RECYCLING: **TYPE**

DATE BINS WERE ORDERED: / / Pre Sorted Paper

DATES BINS WERE PICKED UP: / / + Plastic

REJECTED LOADS:

TIME	HAULER NAME	REASON FOR REJECTION

OTHER COMMENTS / OBSERVATIONS

COMMERCIAL HAULER OR LARGE LOADS

Time	Hauler	Material	Quantity (estimate volume & weight)	Visual Check (Yes/No)
11 30	Pauman	Const.	1/2 T/C	65.00
4 00	"	"	1/2 T/C	65.00

TOTAL COUNT OF HOUSEHOLD USERS: 279

AREA OF WASTE DISPOSAL: **All waste sent to active face:** Yes / No

IF NO: Waste Sent To:

LITTER CONTROL: Yes / No

DETAILS:

APPLICATION OF DUST SUPPRESSANT: Yes / No

DETAILS:

DAILY INSPECTION FORM COMPLETED: Yes / No

DETAILS:

COMPLAINTS RECEIVED: Yes / No

If Yes, complaint file number(s) and topic:

SIGNATURE **Print Staff Name:** P. THRFORD

OFFICE USE:

Date Reviewed: **Reviewer:** **File Number:**

PRINTED BY GIGPRINT | GIGPRINT.ca | 1.800.461.5032

Township of Leeds and the Thousand Islands
1233 Prince Street, P.O. Box 280
Lansdowne, ON K0E 1L0

☒ Lansdowne
☐ Lyndhurst
☐ Escott

WASTE DISPOSAL SITE
DAILY INSPECTION FORM

DATE: July 3/23 **TIME:** 8:30 **STAFF:** Paul T / A. B.

DEFICIENCIES OBSERVED: Description / Location

Ponded Water:	Yes / No	
Windblown Litter:	Yes / No	
Leachate Springs:	Yes / No	
Animals:	Yes / No	Cats + Raccoons
Other:	Yes / No	People in A-M.

RECOMMENDED ACTIONS / ACTIONS TAKEN:

RECYCLING: **TYPE**

DATE BINS WERE ORDERED: / /

DATES BINS WERE PICKED UP: / /

REJECTED LOADS:

TIME	HAULER NAME	REASON FOR REJECTION

OTHER COMMENTS / OBSERVATIONS Pushed Brush.

COMMERCIAL HAULER OR LARGE LOADS

Time	Hauler	Material	Quantity (estimate volume & weight)	Visual Check (Yes/No)
7-830	Fletcher	Construction	4 T/L	Visual
9:45	Private	Const	1/2 T/L	65
11 30	"	"	1/2 T/L	65

TOTAL COUNT OF HOUSEHOLD USERS: 160

AREA OF WASTE DISPOSAL: All waste sent to active face: Yes / No

IF NO: Waste Sent To:

LITTER CONTROL: Yes / No

DETAILS: Packed Bins — Pushed Compact

APPLICATION OF DUST SUPPRESSANT: Yes / No

DETAILS:

DAILY INSPECTION FORM COMPLETED: Yes / No

DETAILS:

COMPLAINTS RECEIVED: Yes / No

If Yes, complaint file number(s) and topic:

SIGNATURE **Print Staff Name:** R. Trafford

OFFICE USE:

Date Reviewed: **Reviewer:** **File Number:**

PRINTED BY GIGPRINT | GIGPRINT.ca | 1.800.461.5032

Township of Leeds and the Thousand Islands
1233 Prince Street, P.O. Box 280
Lansdowne, ON K0E 1L0

- [x] Lansdowne
- [ ] Lyndhurst
- [ ] Escott

WASTE DISPOSAL SITE
DAILY INSPECTION FORM

DATE: June 30/23 **TIME:** 830 **STAFF:** PAULT / STEVE A

DEFICIENCIES OBSERVED:

		Description / Location
Ponded Water:	Yes / No	
Windblown Litter:	Yes / No	
Leachate Springs:	Yes / No	
Animals:	Yes / No	Cats + Racoons
Other:	Yes / No	People in A-M

RECOMMENDED ACTIONS / ACTIONS TAKEN:

RECYCLING: **TYPE**

DATE BINS WERE ORDERED: / / Plastic - Scrap - Cardboard

DATES BINS WERE PICKED UP: / / Paper / Latha Truck Broke Down

REJECTED LOADS:

TIME	HAULER NAME	REASON FOR REJECTION

OTHER COMMENTS / OBSERVATIONS Pushed Brush + Leaves

COMMERCIAL HAULER OR LARGE LOADS

Time	Hauler	Material	Quantity (estimate volume & weight)	Visual Check (Yes/No)
8:30	Private	Garbage	1 T/L	Clean Up.
2:30	"	"	1 T/L	Clean Up

TOTAL COUNT OF HOUSEHOLD USERS: 245

AREA OF WASTE DISPOSAL: All waste sent to active face: Yes / No

IF NO: Waste Sent To:

LITTER CONTROL: Yes / No

DETAILS: Pushed Garbage / Picked Bags

APPLICATION OF DUST SUPPRESSANT: Yes / No

DETAILS:

DAILY INSPECTION FORM COMPLETED: Yes / No

DETAILS:

COMPLAINTS RECEIVED: Yes / No

If Yes, complaint file number(s) and topic:

SIGNATURE **Print Staff Name:** P. Trafford

OFFICE USE:

Date Reviewed: **Reviewer:** **File Number:**

PRINTED BY GIGPRINT | GIGPRINT.ca | 1.800.461.5032

Township of Leeds and the Thousand Islands
1233 Prince Street, P.O. Box 280
Lansdowne, ON K0E 1L0

☑ Lansdowne
☐ Lyndhurst
☐ Escott

WASTE DISPOSAL SITE
DAILY INSPECTION FORM

DATE: June 29/23 **TIME:** 8 30 **STAFF:** Paul T / Alan M

DEFICIENCIES OBSERVED: Description / Location

Ponded Water:	Yes / No	
Windblown Litter:	Yes / No	
Leachate Springs:	Yes / No	
Animals:	Yes / No	Sets of Raccoons
Other:	Yes / No	Propane in A.H.

RECOMMENDED ACTIONS / ACTIONS TAKEN:

RECYCLING: **TYPE**

DATE BINS WERE ORDERED: 27/6/23 Cardboard + Paper.

DATES BINS WERE PICKED UP: 29/6/23. Electronics 28/6/23.

REJECTED LOADS:

TIME	HAULER NAME	REASON FOR REJECTION

OTHER COMMENTS / OBSERVATIONS
Crusher in 28/6/23. Pushed Garbage + Bluff - Packed Bins.

COMMERCIAL HAULER OR LARGE LOADS

Time	Hauler	Material	Quantity (estimate volume & weight)	Visual Check (Yes/No)
8 30 - 130	Plantemer	Garbage	4 T/L	
9 30	Bacuata	Const.	1/2 T/L	65.00
1245	"	Garbage	1 T/L	Clean up
145	"	Const	1 T/L	130.00
245	"	"	1 T/L	130.00

TOTAL COUNT OF HOUSEHOLD USERS: 209

AREA OF WASTE DISPOSAL: **All waste sent to active face:** Yes / No

IF NO: Waste Sent To:

LITTER CONTROL: Yes / No

DETAILS: Back-hoe to Escott to Place Bins.

APPLICATION OF DUST SUPPRESSANT: Yes / No

DETAILS:

DAILY INSPECTION FORM COMPLETED: Yes / No

DETAILS:

COMPLAINTS RECEIVED: Yes / No

If Yes, complaint file number(s) and topic:

SIGNATURE **Print Staff Name:** D. Trafford

OFFICE USE:

Date Reviewed: **Reviewer:** **File Number:**

PRINTED BY GIGPRINT | GIGPRINT.ca | 1.800.461.5032

Township of Leeds and the Thousand Islands
1233 Prince Street, P.O. Box 280
Lansdowne, ON K0E 1L0

☐ Lansdowne
☐ Lyndhurst
☐ Escott

WASTE DISPOSAL SITE
DAILY INSPECTION FORM

DATE: ~~April~~ June 27/23 **TIME:** 830 **STAFF:** Paul / Donald

DEFICIENCIES OBSERVED: **Description / Location**

Ponded Water:	Yes / No	
Windblown Litter:	Yes / No	
Leachate Springs:	Yes / No	
Animals:	Yes / No	Cats + Racoons
Other:	Yes / No	People in A.H. / Garbage Dumped

RECOMMENDED ACTIONS / ACTIONS TAKEN: Pail Stolen

RECYCLING: **TYPE**

DATE BINS WERE ORDERED: / / Pre Ordered Plastic

DATES BINS WERE PICKED UP: / / + Paper

REJECTED LOADS:

TIME	HAULER NAME	REASON FOR REJECTION

OTHER COMMENTS / OBSERVATIONS
Thurs – Cardboard – Paper / Pro Mark Ind.
Fri – Plastic – Scrap.

COMMERCIAL HAULER OR LARGE LOADS

Time	Hauler	Material	Quantity (estimate volume & weight)	Visual Check (Yes/No)
300	Pelwath	Const.	1/2 T/C	C5.00

TOTAL COUNT OF HOUSEHOLD USERS: 162

AREA OF WASTE DISPOSAL: **All waste sent to active face:** Yes / No

IF NO: Waste Sent To:

LITTER CONTROL: Yes / No

DETAILS: Picking Garbage / Picked Bags.

APPLICATION OF DUST SUPPRESSANT: Yes / No

DETAILS:

DAILY INSPECTION FORM COMPLETED: Yes / No

DETAILS:

COMPLAINTS RECEIVED: Yes / No

If Yes, complaint file number(s) and topic:

SIGNATURE **Print Staff Name:** P. Trafford

OFFICE USE:

Date Reviewed: **Reviewer:** **File Number:**

PRINTED BY GIGPRINT | GIGPRINT.ca | 1.800.461.5032

Township of Leeds and the Thousand Islands
1233 Prince Street, P.O. Box 280
Lansdowne, ON K0E 1L0

☐ Lansdowne
☐ Lyndhurst
☐ Escott

WASTE DISPOSAL SITE
DAILY INSPECTION FORM

DATE: June 26/23 **TIME:** 8:30 **STAFF:** Paul / Adam M

DEFICIENCIES OBSERVED: **Description / Location**

Ponded Water:	Yes / No	
Windblown Litter:	Yes / No	
Leachate Springs:	Yes / No	
Animals:	Yes / No	Cats - Racoons
Other:	Yes / No	People in A-M

RECOMMENDED ACTIONS / ACTIONS TAKEN:

RECYCLING: **TYPE**

DATE BINS WERE ORDERED: / /

DATES BINS WERE PICKED UP: / /

REJECTED LOADS:

TIME	HAULER NAME	REASON FOR REJECTION

OTHER COMMENTS / OBSERVATIONS
Ditching Fill Movement in -

COMMERCIAL HAULER OR LARGE LOADS

Time	Hauler	Material	Quantity (estimate volume & weight)	Visual Check (Yes/No)
7:30-8:30	Fullerton	Garbage	4 T/C	Visual
10:15	Private	Const.	1/2 T/C	C.S.O.
11:45	"	Const	1/2 T/C	C.S.O.
2:00	"	Garbage	1 T/C	Cover Up

TOTAL COUNT OF HOUSEHOLD USERS: 181

AREA OF WASTE DISPOSAL: **All waste sent to active face:** Yes / No

IF NO: Waste Sent To:

LITTER CONTROL: Yes / No

DETAILS: Pack Bins / Pushed Garbage on Hill

APPLICATION OF DUST SUPPRESSANT: Yes / No

DETAILS:

DAILY INSPECTION FORM COMPLETED: Yes / No

DETAILS:

COMPLAINTS RECEIVED: Yes / No

If Yes, complaint file number(s) and topic:

SIGNATURE **Print Staff Name:** P. Trapano

OFFICE USE:

Date Reviewed: **Reviewer:** **File Number:**

PRINTED BY GIGPRINT | GIGPRINT.ca | 1.800.461.5032

Township of Leeds and the Thousand Islands
1233 Prince Street, P.O. Box 280
Lansdowne, ON K0E 1L0

☑ Lansdowne
☐ Lyndhurst
☐ Escott

WASTE DISPOSAL SITE
DAILY INSPECTION FORM

DATE: June 24/23 **TIME:** 8:30 **STAFF:** Paul J / Al B

DEFICIENCIES OBSERVED:

		Description / Location
Ponded Water:	Yes / No	
Windblown Litter:	Yes / No	
Leachate Springs:	Yes / No	
Animals:	Yes / No	Cats — Raccoons
Other:	Yes / No	People in A.M.

RECOMMENDED ACTIONS / ACTIONS TAKEN:

RECYCLING: **TYPE**

DATE BINS WERE ORDERED: / /

DATES BINS WERE PICKED UP: / /

REJECTED LOADS:

TIME	HAULER NAME	REASON FOR REJECTION

OTHER COMMENTS / OBSERVATIONS Packed Bins — Pushed Brush

COMMERCIAL HAULER OR LARGE LOADS

Time	Hauler	Material	Quantity (estimate volume & weight)	Visual Check (Yes/No)
12:30	Private	Construction	1/2 T/L	65.00
12:50	"	"	1/2 T/L	65.00
14:00	"	"	1/2 trailer	65.00

TOTAL COUNT OF HOUSEHOLD USERS: 270

AREA OF WASTE DISPOSAL: **All waste sent to active face:** Yes / No

IF NO: Waste Sent To:

LITTER CONTROL: Yes / No

DETAILS: Construction Pushed on Hill

APPLICATION OF DUST SUPPRESSANT: Yes / No

DETAILS:

DAILY INSPECTION FORM COMPLETED: Yes / No

DETAILS:

COMPLAINTS RECEIVED: Yes / No

If Yes, complaint file number(s) and topic:

SIGNATURE **Print Staff Name:** P. Jackson

OFFICE USE:

Date Reviewed: **Reviewer:** **File Number:**

PRINTED BY GIGPRINT | GIGPRINT.ca | 1.800.461.5032

Township of Leeds and the Thousand Islands
1233 Prince Street, P.O. Box 280
Lansdowne, ON K0E 1L0

☑ Lansdowne
☐ Lyndhurst
☐ Escott

WASTE DISPOSAL SITE
DAILY INSPECTION FORM

DATE: June 23/23 **TIME:** 8:30 **STAFF:** [illegible] / Adam M

DEFICIENCIES OBSERVED: Description / Location

Ponded Water:	Yes / No	
Windblown Litter:	Yes / No	
Leachate Springs:	Yes / No	
Animals:	Yes / No	Cats - Raccoons
Other:	Yes / No	Propic in A.M.

RECOMMENDED ACTIONS / ACTIONS TAKEN:

RECYCLING: **TYPE** Plastic + Scrap

DATE BINS WERE ORDERED: 20/6/23

DATES BINS WERE PICKED UP: 23/6/23

REJECTED LOADS:

TIME	HAULER NAME	REASON FOR REJECTION

OTHER COMMENTS / OBSERVATIONS
Backhoe to Escott to Pack Bins - Push Garbage + Brush

COMMERCIAL HAULER OR LARGE LOADS

Time	Hauler	Material	Quantity (estimate volume & weight)	Visual Check (Yes/No)

TOTAL COUNT OF HOUSEHOLD USERS: 176

AREA OF WASTE DISPOSAL: All waste sent to active face: Yes / No
IF NO: Waste Sent To: _____

LITTER CONTROL: Yes / No
DETAILS: Packed Bins / Pushed Garbage - Brush

APPLICATION OF DUST SUPPRESSANT: Yes / No
DETAILS: _____

DAILY INSPECTION FORM COMPLETED: Yes / No
DETAILS: _____

COMPLAINTS RECEIVED: Yes / No
If Yes, complaint file number(s) and topic: _____

SIGNATURE _____ **Print Staff Name:** R. Trafford

OFFICE USE:

Date Reviewed: _____ **Reviewer:** _____ **File Number:** _____

PRINTED BY GIGPRINT | GIGPRINT.ca | 1.800.461.5032

Township of Leeds and the Thousand Islands
1233 Prince Street, P.O. Box 280
Lansdowne, ON K0E 1L0

☑ Lansdowne
☐ Lyndhurst
☐ Escott

WASTE DISPOSAL SITE
DAILY INSPECTION FORM

DATE: June 22/23 **TIME:** 8-30 **STAFF:** Paul T / Adam M

DEFICIENCIES OBSERVED: Description / Location

Ponded Water:	Yes / No	
Windblown Litter:	Yes / No	
Leachate Springs:	Yes / No	
Animals:	Yes / No	Cats
Other:	Yes / No	People in P.M.

RECOMMENDED ACTIONS / ACTIONS TAKEN:

RECYCLING: **TYPE**

DATE BINS WERE ORDERED: 20/6/23 Cardboard - Paper

DATES BINS WERE PICKED UP: 22/6/23

REJECTED LOADS:

TIME	HAULER NAME	REASON FOR REJECTION

OTHER COMMENTS / OBSERVATIONS
Compost Bins Emptied Jun 21/23

COMMERCIAL HAULER OR LARGE LOADS

Time	Hauler	Material	Quantity (estimate volume & weight)	Visual Check (Yes/No)
830-130	Fulcomer	Garbage	4 T/L	
1230	Pluater	Const.	1 T/L	130.00
200	"	"	1/2 T/L	45.00
210	"	Construction	1 T/L	Cash o.p.

TOTAL COUNT OF HOUSEHOLD USERS: 216

AREA OF WASTE DISPOSAL: All waste sent to active face: Yes / No

IF NO: Waste Sent To:

LITTER CONTROL: Yes / No

DETAILS: Pick up Around Bins / Pushed Garbage.

APPLICATION OF DUST SUPPRESSANT: Yes / No

DETAILS:

DAILY INSPECTION FORM COMPLETED: Yes / No

DETAILS:

COMPLAINTS RECEIVED: Yes / No

If Yes, complaint file number(s) and topic:

SIGNATURE **Print Staff Name:** P. Trafford

OFFICE USE:

Date Reviewed: **Reviewer:** **File Number:**

PRINTED BY GIGPRINT | GIGPRINT.ca | 1.800.461.5032

Township of Leeds and the Thousand Islands
1233 Prince Street, P.O. Box 280
Lansdowne, ON K0E 1L0

- [x] Lansdowne
- [ ] Lyndhurst
- [ ] Escott

WASTE DISPOSAL SITE
DAILY INSPECTION FORM

DATE: June 20/23 **TIME:** 8:30 **STAFF:** Paul / Jonas

DEFICIENCIES OBSERVED:

		Description / Location
Ponded Water:	Yes / No	
Windblown Litter:	Yes / No	
Leachate Springs:	Yes / No	
Animals:	Yes / No	Cats
Other:	Yes / No	People in A-M

RECOMMENDED ACTIONS / ACTIONS TAKEN:

RECYCLING: **TYPE**

DATE BINS WERE ORDERED: / / Pre Ordered Plastic + Paper.

DATES BINS WERE PICKED UP: / /

REJECTED LOADS:

TIME	HAULER NAME	REASON FOR REJECTION

OTHER COMMENTS / OBSERVATIONS

Thurs - Cardboard - Paper / Dumping Mattress
Fri - Plastic - Scrap / Blocent IN

COMMERCIAL HAULER OR LARGE LOADS

Time	Hauler	Material	Quantity (estimate volume & weight)	Visual Check (Yes/No)
3:30	Rawate	Const.	1 T/C	130.00

TOTAL COUNT OF HOUSEHOLD USERS: 165

AREA OF WASTE DISPOSAL: All waste sent to active face: Yes / No

IF NO: Waste Sent To:

LITTER CONTROL: Yes / No

DETAILS: Pushed Garbage / Brush / Leaves

APPLICATION OF DUST SUPPRESSANT: Yes / No

DETAILS:

DAILY INSPECTION FORM COMPLETED: Yes / No

DETAILS:

COMPLAINTS RECEIVED: Yes / No

If Yes, complaint file number(s) and topic:

SIGNATURE **Print Staff Name:** P. Trapp

OFFICE USE:

Date Reviewed: **Reviewer:** **File Number:**

PRINTED BY GIGPRINT | GIGPRINT.ca | 1.800.461.5032

Township of Leeds and the Thousand Islands
1233 Prince Street, P.O. Box 280
Lansdowne, ON K0E 1L0

☑ Lansdowne
☐ Lyndhurst
☐ Escott

WASTE DISPOSAL SITE
DAILY INSPECTION FORM

DATE: June 19/23 **TIME:** 830 **STAFF:** Paul T / Adam M

DEFICIENCIES OBSERVED: Description / Location

Ponded Water:	Yes / No	
Windblown Litter:	Yes / No	
Leachate Springs:	Yes / No	
Animals:	Yes / No	Cats
Other:	Yes / No	People in A.M.

RECOMMENDED ACTIONS / ACTIONS TAKEN:

RECYCLING: **TYPE**

DATE BINS WERE ORDERED: / / E Waste Bin

DATES BINS WERE PICKED UP: / / Requested

REJECTED LOADS:

TIME	HAULER NAME	REASON FOR REJECTION

OTHER COMMENTS / OBSERVATIONS
Packed Bins - Fill to Garbage - Pushed Brush

COMMERCIAL HAULER OR LARGE LOADS

Time	Hauler	Material	Quantity (estimate volume & weight)	Visual Check (Yes/No)
7-830	Fletcher	Garbage	4 T/L	Village

TOTAL COUNT OF HOUSEHOLD USERS: 185

AREA OF WASTE DISPOSAL: All waste sent to active face: Yes / No
IF NO: Waste Sent To: Fill Brought in From Ditching

LITTER CONTROL: Yes / No
DETAILS: Backhoe to Bycott for Cleanup

APPLICATION OF DUST SUPPRESSANT: Yes / No
DETAILS:

DAILY INSPECTION FORM COMPLETED: Yes / No
DETAILS:

COMPLAINTS RECEIVED: Yes / No
If Yes, complaint file number(s) and topic:

SIGNATURE **Print Staff Name:** P. Trotter

OFFICE USE:

Date Reviewed: **Reviewer:** **File Number:**

PRINTED BY GIGPRINT | GIGPRINT.ca | 1.800.461.5032

Township of Leeds and the Thousand Islands
1233 Prince Street, P.O. Box 280
Lansdowne, ON K0E 1L0

☑ Lansdowne
☐ Lyndhurst
☐ Escott

WASTE DISPOSAL SITE
DAILY INSPECTION FORM

DATE: June 17/23 **TIME:** 8:30 am **STAFF:** Paul T / Steve A.

DEFICIENCIES OBSERVED: Description / Location

Ponded Water:	Yes / No	
Windblown Litter:	Yes / No	
Leachate Springs:	Yes / No	
Animals:	Yes / No	Cats + Racoons
Other:	Yes / No	People in A.M.

RECOMMENDED ACTIONS / ACTIONS TAKEN:

RECYCLING: **TYPE**

DATE BINS WERE ORDERED: / /

DATES BINS WERE PICKED UP: / /

REJECTED LOADS:

TIME	HAULER NAME	REASON FOR REJECTION

OTHER COMMENTS / OBSERVATIONS
Pushed Brush + Leaves. / Fill to Garbage.

COMMERCIAL HAULER OR LARGE LOADS

Time	Hauler	Material	Quantity (estimate volume & weight)	Visual Check (Yes/No)
1030	Prewath	Compost	1 T/L	Clean Up

TOTAL COUNT OF HOUSEHOLD USERS: 249

AREA OF WASTE DISPOSAL: **All waste sent to active face:** Yes / No

IF NO: Waste Sent To:

LITTER CONTROL: Yes / No

DETAILS: Pushed Garbage - Packed Bins

APPLICATION OF DUST SUPPRESSANT: Yes / No

DETAILS:

DAILY INSPECTION FORM COMPLETED: Yes / No

DETAILS:

COMPLAINTS RECEIVED: Yes / No

If Yes, complaint file number(s) and topic: Compost Bins + Hours of Operation

SIGNATURE **Print Staff Name:** P. Trafford

OFFICE USE:

Date Reviewed: **Reviewer:** **File Number:**

PRINTED BY GIGPRINT | GIGPRINT.ca | 1.800.461.5032

Township of Leeds and the Thousand Islands
1233 Prince Street, P.O. Box 280
Lansdowne, ON K0E 1L0

☑ Lansdowne
☐ Lyndhurst
☐ Escott

WASTE DISPOSAL SITE
DAILY INSPECTION FORM

DATE: June 16/23 **TIME:** 8:30 **STAFF:** Paul T / Adam M

DEFICIENCIES OBSERVED: Description / Location

Ponded Water:	Yes / No	
Windblown Litter:	Yes / No	
Leachate Springs:	Yes / No	
Animals:	Yes / No	
Other:	Yes / No	

RECOMMENDED ACTIONS / ACTIONS TAKEN: People in A.M.

RECYCLING: **TYPE**

DATE BINS WERE ORDERED: 13/6/23 Plastic - Scrap Metal

DATES BINS WERE PICKED UP: 16/6/23

REJECTED LOADS:

TIME	HAULER NAME	REASON FOR REJECTION

OTHER COMMENTS / OBSERVATIONS: Bins Packed / Cleanup Around Plastic & Cardboard Bins / Back Hoe To Escott Pack Bins - Push Garbage

COMMERCIAL HAULER OR LARGE LOADS

Time	Hauler	Material	Quantity (estimate volume & weight)	Visual Check (Yes/No)

TOTAL COUNT OF HOUSEHOLD USERS: 148

AREA OF WASTE DISPOSAL: All waste sent to active face: Yes / No

IF NO: Waste Sent To: Fill To Garbage

LITTER CONTROL: Yes / No

DETAILS: Garbage Picked up Hill.

APPLICATION OF DUST SUPPRESSANT: Yes / No

DETAILS:

DAILY INSPECTION FORM COMPLETED: Yes / No

DETAILS: Crusher In 11:15AM To 12:45

COMPLAINTS RECEIVED: Yes / No

If Yes, complaint file number(s) and topic: Composter Bins.

SIGNATURE _____ **Print Staff Name:** P. Tiberio

OFFICE USE:

Date Reviewed: _____ **Reviewer:** _____ **File Number:** _____

PRINTED BY GIGPRINT | GIGPRINT.ca | 1.800.461.5032

Township of Leeds and the Thousand Islands
1233 Prince Street, P.O. Box 280
Lansdowne, ON K0E 1L0

☑ Lansdowne
☐ Lyndhurst
☐ Escott

WASTE DISPOSAL SITE
DAILY INSPECTION FORM

DATE: June 15/23 **TIME:** 830 **STAFF:** Paul / Aaron M

DEFICIENCIES OBSERVED: Description / Location

Ponded Water:	Yes / No	
Windblown Litter:	Yes / No	
Leachate Springs:	Yes / No	
Animals:	Yes / No	
Other:	Yes / No	

RECOMMENDED ACTIONS / ACTIONS TAKEN: People in A M.

RECYCLING: **TYPE**

DATE BINS WERE ORDERED: 13/6/23 Plastic + Cardboard

DATES BINS WERE PICKED UP: 15/6/23

REJECTED LOADS:

TIME	HAULER NAME	REASON FOR REJECTION

OTHER COMMENTS / OBSERVATIONS
Both Gates Open When I got Here 8:10 AM.
Fill to Compost - Pushed Compost - Pushed Brush

COMMERCIAL HAULER OR LARGE LOADS

Time	Hauler	Material	Quantity (estimate volume & weight)	Visual Check (Yes/No)
830-130	Fullerton	Compost	4 T/L	

TOTAL COUNT OF HOUSEHOLD USERS: 168

AREA OF WASTE DISPOSAL: All waste sent to active face: Yes / No

IF NO: Waste Sent To:

LITTER CONTROL: Yes / No

DETAILS: Pick up around Bins / Pack Bins

APPLICATION OF DUST SUPPRESSANT: Yes / No

DETAILS:

DAILY INSPECTION FORM COMPLETED: Yes / No

DETAILS: No Crusher on Fri Wed 14/23

COMPLAINTS RECEIVED: Yes / No

If Yes, complaint file number(s) and topic: Compost Bin Mouse

SIGNATURE _____ **Print Staff Name:** T Rayford

OFFICE USE:

Date Reviewed: _____ **Reviewer:** _____ **File Number:** _____

PRINTED BY GIGPRINT | GIGPRINT.ca | 1.800.461.5032

Township of Leeds and the Thousand Islands
1233 Prince Street, P.O. Box 280
Lansdowne, ON K0E 1L0

☑ Lansdowne
☐ Lyndhurst
☐ Escott

WASTE DISPOSAL SITE
DAILY INSPECTION FORM

DATE: June 13/23 **TIME:** 830 **STAFF:** Paul / John S

DEFICIENCIES OBSERVED: Description / Location

Ponded Water: Yes / No
Windblown Litter: Yes / No
Leachate Springs: Yes / No
Animals: Yes / No — Cats
Other: Yes / No

RECOMMENDED ACTIONS / ACTIONS TAKEN: People in A.M.

RECYCLING: **TYPE**

DATE BINS WERE ORDERED: / / — Pre Ordered Plastic

DATES BINS WERE PICKED UP: / / — Paper

REJECTED LOADS:

TIME	HAULER NAME	REASON FOR REJECTION

OTHER COMMENTS / OBSERVATIONS
Thurs - Cardboard - Plastic / Packing Bins - Fri - Plastic - Scrap

COMMERCIAL HAULER OR LARGE LOADS

Time	Hauler	Material	Quantity (estimate volume & weight)	Visual Check (Yes/No)
820	Fletcher	Cardback	1 T/L	Fill Hole
830	Reunion	Const	1/2 T/L	Lid on

TOTAL COUNT OF HOUSEHOLD USERS: 140

AREA OF WASTE DISPOSAL: All waste sent to active face: Yes / No
IF NO: Waste Sent To: _____

LITTER CONTROL: Yes / No
DETAILS: Fill to Cardback for Cover

APPLICATION OF DUST SUPPRESSANT: Yes / No
DETAILS: _____

DAILY INSPECTION FORM COMPLETED: Yes / No
DETAILS: _____

COMPLAINTS RECEIVED: Yes / No
If Yes, complaint file number(s) and topic: Closing Times

SIGNATURE _____ **Print Staff Name:** P. Thompson

OFFICE USE:

Date Reviewed: _____ **Reviewer:** _____ **File Number:** _____

PRINTED BY GIGPRINT | GIGPRINT.ca | 1.800.461.5032

Township of Leeds and the Thousand Islands

1233 Prince Street, P.O. Box 280
Lansdowne, ON K0E 1L0

☐ Lansdowne
☐ Lyndhurst
☐ Escott

WASTE DISPOSAL SITE
DAILY INSPECTION FORM

DATE: June 12/23 **TIME:** 8:30 am **STAFF:** Paul / Adam M

DEFICIENCIES OBSERVED:

		Description / Location
Ponded Water:	Yes / No	
Windblown Litter:	Yes / No	
Leachate Springs:	Yes / No	
Animals:	Yes / No	Cats
Other:	Yes / No	

RECOMMENDED ACTIONS / ACTIONS TAKEN: Sample in A-M

RECYCLING: **TYPE**

DATE BINS WERE ORDERED: / /

DATES BINS WERE PICKED UP: / /

REJECTED LOADS:

TIME	HAULER NAME	REASON FOR REJECTION

OTHER COMMENTS / OBSERVATIONS
Called For Wheelchair - Picked Corrected
Moved Brush - Took Fire to Hill - Packed Bins

COMMERCIAL HAULER OR LARGE LOADS

Time	Hauler	Material	Quantity (estimate volume & weight)	Visual Check (Yes/No)
	Fletcher	Garbage	4 T/C	Unaed
12:10	Private	"	1 T/C	Clean Up.

TOTAL COUNT OF HOUSEHOLD USERS: _____

AREA OF WASTE DISPOSAL: **All waste sent to active face:** Yes / No

IF NO: Waste Sent To: _____

LITTER CONTROL: Yes / No

DETAILS: Backmen to Escott to Pack Bins

APPLICATION OF DUST SUPPRESSANT: Yes / No

DETAILS: _____

DAILY INSPECTION FORM COMPLETED: Yes / No

DETAILS: _____

COMPLAINTS RECEIVED: Yes / No

If Yes, complaint file number(s) and topic: Didn't Have Wheel Composter Bins A

SIGNATURE _____ **Print Staff Name:** P. Tomasino

OFFICE USE:

Date Reviewed: _____ **Reviewer:** _____ **File Number:** _____

PRINTED BY GIGPRINT | GIGPRINT.ca | 1.800.461.5032

Township of Leeds and the Thousand Islands
1233 Prince Street, P.O. Box 280
Lansdowne, ON K0E 1L0

☒ Lansdowne
☐ Lyndhurst
☐ Escott

WASTE DISPOSAL
DAILY INSPECTION FORM

DATE: June 10/2023 **TIME:** 8.20 Am **STAFF:** ALLAN MCRAE / Julie

DEFICIENCIES OBSERVED: Description / Location

Ponded Water:	Yes / No	
Windblown Litter:	Yes / No	Around Bins
Leachate Springs:	Yes / No	
Animals:	Yes / No	cats / Birds
Other:	Yes / No	

RECOMMENDED ACTIONS / ACTIONS TAKEN:

RECYCLING: **TYPE**

DATE BINS WERE ORDERED: / /

DATES BINS WERE PICKED UP: / /

REJECTED LOADS:

TIME	HAULER NAME	REASON FOR REJECTION

OTHER COMMENTS / OBSERVATIONS

COMMERCIAL HAULER OR LARGE LOADS

Time	Hauler	Material	Quantity (estimate volume & weight)	Visual Check (Yes/No)

TOTAL COUNT OF HOUSEHOLD USERS: 328

AREA OF WASTE DISPOSAL: All waste sent to active face: Yes / No

IF NO: Waste Sent To:

LITTER CONTROL: Yes / No

DETAILS: Around Bins

APPLICATION OF DUST SUPPRESSANT: Yes / No

DETAILS:

DAILY INSPECTION FORM COMPLETED: Yes / No

DETAILS:

COMPLAINTS RECEIVED: Yes / No

If Yes, complaint file number(s) and topic:

SIGNATURE Allan McRae **Print Staff Name:** ALLAN McRAE

OFFICE USE:

Date Reviewed: **Reviewer:** **File Number:**

PRINTED BY GIGPRINT | GIGPRINT.ca | 1.800.461.5032

Township of Leeds and the Thousand Islands
1233 Prince Street, P.O. Box 280
Lansdowne, ON K0E 1L0

- [x] Lansdowne
- [ ] Lyndhurst
- [ ] Escott

WASTE DISPOSAL SITE
DAILY INSPECTION FORM

DATE: June 9/2023 **TIME:** 8:20 am **STAFF:** ALLAN McRAE / Julie

DEFICIENCIES OBSERVED:

		Description / Location
Ponded Water:	Yes / No	
Windblown Litter:	Yes / No	Around Bins
Leachate Springs:	Yes / No	
Animals:	Yes / No	Birds / Cats
Other:	Yes / No	

RECOMMENDED ACTIONS / ACTIONS TAKEN:

RECYCLING: **TYPE**

DATE BINS WERE ORDERED: / /

DATES BINS WERE PICKED UP: June 9/ 2023 metal Bin (1) / [redacted] (1) paper Bin / Cardboard Bin (1)

REJECTED LOADS:

TIME	HAULER NAME	REASON FOR REJECTION

OTHER COMMENTS / OBSERVATIONS

COMMERCIAL HAULER OR LARGE LOADS

Time	Hauler	Material	Quantity (estimate volume & weight)	Visual Check (Yes/No)

TOTAL COUNT OF HOUSEHOLD USERS: 168

AREA OF WASTE DISPOSAL: **All waste sent to active face:** Yes / No

IF NO: Waste Sent To:

LITTER CONTROL: Yes / No

DETAILS:

APPLICATION OF DUST SUPPRESSANT: Yes / No

DETAILS:

DAILY INSPECTION FORM COMPLETED: Yes / No

DETAILS:

COMPLAINTS RECEIVED: Yes / No

If Yes, complaint file number(s) and topic:

SIGNATURE **Print Staff Name:**

OFFICE USE:

Date Reviewed: **Reviewer:** **File Number:**

PRINTED BY GIGPRINT | GIGPRINT.ca | 1.800.461.5032

Township of Leeds and the Thousand Islands
1233 Prince Street, P.O. Box 280
Lansdowne, ON K0E 1L0

☑ Lansdowne
☐ Lyndhurst
☐ Escott

WASTE DISPOSAL SITE
DAILY INSPECTION FORM

DATE: June 8/2023 **TIME:** 8.20 AM **STAFF:** ALLAN McRae / Julie

DEFICIENCIES OBSERVED:

		Description / Location
Ponded Water:	Yes / No	
Windblown Litter:	Yes / No	around Bins
Leachate Springs:	Yes / No	
Animals:	Yes / No	Birds / Cat
Other:	Yes / No	

RECOMMENDED ACTIONS / ACTIONS TAKEN:

RECYCLING: **TYPE**

DATE BINS WERE ORDERED: / /

DATES BINS WERE PICKED UP: June/8/2023 Plastic and Paper

REJECTED LOADS:

TIME	HAULER NAME	REASON FOR REJECTION

OTHER COMMENTS / OBSERVATIONS

COMMERCIAL HAULER OR LARGE LOADS

Time	Hauler	Material	Quantity (estimate volume & weight)	Visual Check (Yes/No)
8.00 AM	Fletcher	Recycle / Landfill	Truck Load	✓
10.00 AM	"	" / "	" "	✓
11.30 AM	"	" / "	" "	✓

TOTAL COUNT OF HOUSEHOLD USERS: 203

AREA OF WASTE DISPOSAL: All waste sent to active face: Yes / No

IF NO: Waste Sent To:

LITTER CONTROL: Yes / No

DETAILS: Around Bins

APPLICATION OF DUST SUPPRESSANT: Yes / No

DETAILS:

DAILY INSPECTION FORM COMPLETED: Yes / No

DETAILS:

COMPLAINTS RECEIVED: Yes / No

If Yes, complaint file number(s) and topic:

SIGNATURE Allan McRae **Print Staff Name:** ALLAN McRAE

OFFICE USE:

Date Reviewed: **Reviewer:** **File Number:**

PRINTED BY GIGPRINT | GIGPRINT.ca | 1.800.461.5032

Township of Leeds and the Thousand Islands
1233 Prince Street, P.O. Box 280
Lansdowne, ON K0E 1L0

- [x] Lansdowne
- [ ] Lyndhurst
- [ ] Escott

WASTE DISPOSAL SITE
DAILY INSPECTION FORM

DATE: June. 6/23 **TIME:** 8:20 **STAFF:** Steve. A / John S.

DEFICIENCIES OBSERVED: Description / Location

Ponded Water:	Yes / (No)	
Windblown Litter:	(Yes) / No	
Leachate Springs:	Yes / (No)	
Animals:	(Yes) / No	cats / birds
Other:	Yes / (No)	

RECOMMENDED ACTIONS / ACTIONS TAKEN:

RECYCLING: **TYPE** Thurs Fri

DATE BINS WERE ORDERED: 06/06/23 Plastic Mixed paper / steel / card board

DATES BINS WERE PICKED UP: 06/06/23 mixed paper / plastic

REJECTED LOADS:

TIME	HAULER NAME	REASON FOR REJECTION

OTHER COMMENTS / OBSERVATIONS

COMMERCIAL HAULER OR LARGE LOADS

Time	Hauler	Material	Quantity (estimate volume & weight)	Visual Check (Yes/No)

TOTAL COUNT OF HOUSEHOLD USERS: 136

AREA OF WASTE DISPOSAL: **All waste sent to active face:** (Yes) / No

IF NO: Waste Sent To:

LITTER CONTROL: (Yes) / No

DETAILS: around bins

APPLICATION OF DUST SUPPRESSANT: Yes / (No)

DETAILS:

DAILY INSPECTION FORM COMPLETED: (Yes) / No

DETAILS:

COMPLAINTS RECEIVED: Yes / (No)

If Yes, complaint file number(s) and topic:

SIGNATURE Steven Allen **Print Staff Name:** Steven Allen

OFFICE USE:

Date Reviewed: **Reviewer:** **File Number:**

PRINTED BY GIGPRINT | GIGPRINT.ca | 1.800.461.5032

Township of Leeds and the Thousand Islands

1233 Prince Street, P.O. Box 280
Lansdowne, ON K0E 1L0

- [x] Lansdowne
- [ ] Lyndhurst
- [ ] Escott

WASTE DISPOSAL SITE
DAILY INSPECTION FORM

DATE: June. 5/23 **TIME:** 8:30 **STAFF:** Steve A. / Al M.

DEFICIENCIES OBSERVED:

		Description / Location
Ponded Water:	Yes / (No)	
Windblown Litter:	(Yes) / No	
Leachate Springs:	Yes / (No)	
Animals:	(Yes) / No	birds / cats
Other:	Yes / (No)	

RECOMMENDED ACTIONS / ACTIONS TAKEN:

RECYCLING: **TYPE**

DATE BINS WERE ORDERED: / /

DATES BINS WERE PICKED UP: / /

REJECTED LOADS:

TIME	HAULER NAME	REASON FOR REJECTION

OTHER COMMENTS / OBSERVATIONS

COMMERCIAL HAULER OR LARGE LOADS

Time	Hauler	Material	Quantity (estimate volume & weight)	Visual Check (Yes/No)

TOTAL COUNT OF HOUSEHOLD USERS: 156

AREA OF WASTE DISPOSAL: **All waste sent to active face:** (Yes) / No

IF NO: Waste Sent To:

LITTER CONTROL: (Yes) / No

DETAILS: around all bins

APPLICATION OF DUST SUPPRESSANT: Yes / (No)

DETAILS:

DAILY INSPECTION FORM COMPLETED: (Yes) / No

DETAILS:

COMPLAINTS RECEIVED: Yes / (No)

If Yes, complaint file number(s) and topic:

SIGNATURE Sta dlh **Print Staff Name:**

OFFICE USE:

Date Reviewed: **Reviewer:** **File Number:**

PRINTED BY GIGPRINT | GIGPRINT.ca | 1.800.461.5032

Township of Leeds and the Thousand Islands
1233 Prince Street, P.O. Box 280
Lansdowne, ON K0E 1L0

- [x] Lansdowne
- [ ] Lyndhurst
- [ ] Escott

WASTE DISPOSAL SITE
DAILY INSPECTION FORM

DATE: June 3/2023 **TIME:** 8.20 AM **STAFF:** ALLAN McRAE / Julie M.

DEFICIENCIES OBSERVED:

		Description / Location
Ponded Water:	Yes / No	
Windblown Litter:	Yes / No	around Bins.
Leachate Springs:	Yes / No	
Animals:	Yes / No	Birds & Cats
Other:	Yes / No	

RECOMMENDED ACTIONS / ACTIONS TAKEN:

RECYCLING: **TYPE**

DATE BINS WERE ORDERED: / /

DATES BINS WERE PICKED UP: / /

REJECTED LOADS:

TIME	HAULER NAME	REASON FOR REJECTION

OTHER COMMENTS / OBSERVATIONS

COMMERCIAL HAULER OR LARGE LOADS

Time	Hauler	Material	Quantity (estimate volume & weight)	Visual Check (Yes/No)

TOTAL COUNT OF HOUSEHOLD USERS: 265.

AREA OF WASTE DISPOSAL: All waste sent to active face: Yes / No

IF NO: Waste Sent To:

LITTER CONTROL: Yes / No

DETAILS: Around Bins.

APPLICATION OF DUST SUPPRESSANT: Yes / No

DETAILS:

DAILY INSPECTION FORM COMPLETED: Yes / No

DETAILS:

COMPLAINTS RECEIVED: Yes / No

If Yes, complaint file number(s) and topic:

SIGNATURE Allan McRae **Print Staff Name:** ALLAN McRAE

OFFICE USE:

Date Reviewed: **Reviewer:** **File Number:**

PRINTED BY GIGPRINT | GIGPRINT.ca | 1.800.461.5032

Township of Leeds and the Thousand Islands
1233 Prince Street, P.O. Box 280
Lansdowne, ON K0E 1L0

☒ Lansdowne
☐ Lyndhurst
☐ Escott

WASTE DISPOSAL SITE
DAILY INSPECTION FORM

DATE: June 2/2023 **TIME:** 8:20 am **STAFF:** ALLAN McRae / AL Burt

DEFICIENCIES OBSERVED:

		Description / Location
Ponded Water:	Yes / No	
Windblown Litter:	Yes / No	around Bins
Leachate Springs:	Yes / No	
Animals:	Yes / No	Birds and Cats.
Other:	Yes / No	

RECOMMENDED ACTIONS / ACTIONS TAKEN:

RECYCLING: **TYPE**

DATE BINS WERE ORDERED: / /

DATES BINS WERE PICKED UP: June/02/2023 metal Bin and Cardboard.

REJECTED LOADS:

TIME	HAULER NAME	REASON FOR REJECTION

OTHER COMMENTS / OBSERVATIONS Friday Wacked Backhoe, Greased Backhoe

COMMERCIAL HAULER OR LARGE LOADS

Time	Hauler	Material	Quantity (estimate volume & weight)	Visual Check (Yes/No)

TOTAL COUNT OF HOUSEHOLD USERS: 163

AREA OF WASTE DISPOSAL: **All waste sent to active face:** Yes / No

IF NO: Waste Sent To:

LITTER CONTROL: Yes / No

DETAILS: around Bins

APPLICATION OF DUST SUPPRESSANT: Yes / No

DETAILS: Dust Control applied on Wednesday

DAILY INSPECTION FORM COMPLETED: Yes / No

DETAILS:

COMPLAINTS RECEIVED: Yes / No

If Yes, complaint file number(s) and topic:

SIGNATURE Allan McRae **Print Staff Name:** ALLAN McRAE

OFFICE USE:

Date Reviewed: **Reviewer:** **File Number:**

PRINTED BY GIGPRINT | GIGPRINT.ca | 1.800.461.5032

Township of Leeds and the Thousand Islands
1233 Prince Street, P.O. Box 280
Lansdowne, ON K0E 1L0

☒ Lansdowne
☐ Lyndhurst
☐ Escott

WASTE DISPOSAL SITE
DAILY INSPECTION FORM

DATE: June 1 / 2023 **TIME:** 8:20 Am **STAFF:** Allan McRae / AL Bunt

DEFICIENCIES OBSERVED:

		Description / Location
Ponded Water:	Yes / (No)	
Windblown Litter:	(Yes) / No	around Bins.
Leachate Springs:	Yes / (No)	
Animals:	(Yes) / No	Birds & Cat.
Other:	Yes / No	

RECOMMENDED ACTIONS / ACTIONS TAKEN:

RECYCLING: **TYPE**

DATE BINS WERE ORDERED: / /

DATES BINS WERE PICKED UP: June 01/2023 paper bins / and Plastic Bins

REJECTED LOADS:

TIME	HAULER NAME	REASON FOR REJECTION

OTHER COMMENTS / OBSERVATIONS
- Township Roads hauling fill.
- fast Eddie in too cover landfill site (Wednesday)

COMMERCIAL HAULER OR LARGE LOADS

Time	Hauler	Material	Quantity (estimate volume & weight)	Visual Check (Yes/No)
9.00 Am	fletcher	½ garbage / ½ Recycle	Load	✓
11.00 Am	" " "	" / "	"	✓
1.00 pm	" " "	" / "	"	✓

TOTAL COUNT OF HOUSEHOLD USERS: 182.

AREA OF WASTE DISPOSAL: **All waste sent to active face:** (Yes) / No

IF NO: Waste Sent To:

LITTER CONTROL: (Yes) / No

DETAILS: Around Bins

APPLICATION OF DUST SUPPRESSANT: (Yes) / No

DETAILS: Calcium on Roadway

DAILY INSPECTION FORM COMPLETED: (Yes) / No

DETAILS:

COMPLAINTS RECEIVED: (Yes) / No

If Yes, complaint file number(s) and topic:

SIGNATURE Allan McRae **Print Staff Name:** Allan McRae

OFFICE USE:

Date Reviewed: **Reviewer:** **File Number:**

PRINTED BY GIGPRINT | GIGPRINT.ca | 1.800.461.5032

Township of Leeds and the Thousand Islands
1233 Prince Street, P.O. Box 280
Lansdowne, ON K0E 1L0

- [x] Lansdowne
- [ ] Lyndhurst
- [ ] Escott

WASTE DISPOSAL SITE
DAILY INSPECTION FORM

DATE: May. 30/23 **TIME:** 8:20 **STAFF:** Steve A / John, S.

DEFICIENCIES OBSERVED: Description / Location

Ponded Water:	(Yes) / No	
Windblown Litter:	(Yes) / No	
Leachate Springs:	Yes / (No)	
Animals:	(Yes) / No	cats
Other:	Yes / (No)	

RECOMMENDED ACTIONS / ACTIONS TAKEN:

RECYCLING: **TYPE** Thus Fri.

DATE BINS WERE ORDERED: 30/04/23 Paper/plastic steel / cardboard

DATES BINS WERE PICKED UP: / /

REJECTED LOADS:

TIME	HAULER NAME	REASON FOR REJECTION

OTHER COMMENTS / OBSERVATIONS
Paper / plastic / boaturap bins picked up

COMMERCIAL HAULER OR LARGE LOADS

Time	Hauler	Material	Quantity (estimate volume & weight)	Visual Check (Yes/No)

TOTAL COUNT OF HOUSEHOLD USERS: 170

AREA OF WASTE DISPOSAL: **All waste sent to active face:** (Yes) / No

IF NO: Waste Sent To:

LITTER CONTROL: (Yes) / No

DETAILS: around bins

APPLICATION OF DUST SUPPRESSANT: Yes / (No)

DETAILS:

DAILY INSPECTION FORM COMPLETED: (Yes) / No

DETAILS:

COMPLAINTS RECEIVED: Yes / (No)

If Yes, complaint file number(s) and topic:

SIGNATURE StnAll **Print Staff Name:** Steven Allen

OFFICE USE:

Date Reviewed: **Reviewer:** **File Number:**

PRINTED BY GIGPRINT | GIGPRINT.ca | 1.800.461.5032

Township of Leeds and the Thousand Islands
1233 Prince Street, P.O. Box 280
Lansdowne, ON K0E 1L0

☑ Lansdowne
☐ Lyndhurst
☐ Escott

WASTE DISPOSAL SITE
DAILY INSPECTION FORM

DATE: May. 29/23 **TIME:** 8:20 **STAFF:** Steve. A / Al M.

DEFICIENCIES OBSERVED: **Description / Location**

Ponded Water:	Yes / No	
Windblown Litter:	Yes / No	
Leachate Springs:	Yes / No	
Animals:	Yes / No	Cats / Racoons
Other:	Yes / No	

RECOMMENDED ACTIONS / ACTIONS TAKEN:

RECYCLING: **TYPE**

DATE BINS WERE ORDERED: / /

DATES BINS WERE PICKED UP: / /

REJECTED LOADS:

TIME	HAULER NAME	REASON FOR REJECTION

OTHER COMMENTS / OBSERVATIONS

COMMERCIAL HAULER OR LARGE LOADS

Time	Hauler	Material	Quantity (estimate volume & weight)	Visual Check (Yes/No)
9:07	Fletcher	recycle / garbage	truck full ½	✓

TOTAL COUNT OF HOUSEHOLD USERS: 131

AREA OF WASTE DISPOSAL: **All waste sent to active face:** Yes / No

IF NO: Waste Sent To:

LITTER CONTROL: Yes / No

DETAILS: bins on Hill / around bins on lower level

APPLICATION OF DUST SUPPRESSANT: Yes / No

DETAILS:

DAILY INSPECTION FORM COMPLETED: Yes / No

DETAILS:

COMPLAINTS RECEIVED: Yes / No

If Yes, complaint file number(s) and topic:

SIGNATURE Steven Allen **Print Staff Name:** Steven Allen

OFFICE USE:

Date Reviewed: **Reviewer:** **File Number:**

PRINTED BY GIGPRINT | GIGPRINT.ca | 1.800.461.5032

Township of Leeds and the Thousand Islands
1233 Prince Street, P.O. Box 280
Lansdowne, ON K0E 1L0

☑ Lansdowne
☐ Lyndhurst
☐ Escott

WASTE DISPOSAL SITE
DAILY INSPECTION FORM

DATE: May 27/23 **TIME:** 830 **STAFF:** Paul T / Steve A.

DEFICIENCIES OBSERVED:

		Description / Location
Ponded Water:	Yes / No	
Windblown Litter:	Yes / No	
Leachate Springs:	Yes / No	
Animals:	Yes / No	Cats - Racoons
Other:	Yes / No	

RECOMMENDED ACTIONS / ACTIONS TAKEN: People in A.M.

RECYCLING: **TYPE**

DATE BINS WERE ORDERED: / /

DATES BINS WERE PICKED UP: / /

REJECTED LOADS:

TIME	HAULER NAME	REASON FOR REJECTION

OTHER COMMENTS / OBSERVATIONS
Bins Packed - Pushed Brush & Leaves.

COMMERCIAL HAULER OR LARGE LOADS

Time	Hauler	Material	Quantity (estimate volume & weight)	Visual Check (Yes/No)
10:00	Private	Garbage	1 T/L	Clean Up

TOTAL COUNT OF HOUSEHOLD USERS: 260

AREA OF WASTE DISPOSAL: **All waste sent to active face:** Yes / No

IF NO: Waste Sent To:

LITTER CONTROL: Yes / No

DETAILS: Garbage Pushed on Hill.

APPLICATION OF DUST SUPPRESSANT: Yes / No

DETAILS:

DAILY INSPECTION FORM COMPLETED: Yes / No

DETAILS:

COMPLAINTS RECEIVED: Yes / No

If Yes, complaint file number(s) and topic:

SIGNATURE **Print Staff Name:** P. Trafford

OFFICE USE:

Date Reviewed: **Reviewer:** **File Number:**

PRINTED BY GIGPRINT | GIGPRINT.ca | 1.800.461.5032

Township of Leeds and the Thousand Islands
1233 Prince Street, P.O. Box 280
Lansdowne, ON K0E 1L0

- [x] Lansdowne
- [ ] Lyndhurst
- [ ] Escott

WASTE DISPOSAL SITE
DAILY INSPECTION FORM

DATE: May 26/23 **TIME:** 830 **STAFF:** PAUL T / ADAM M

DEFICIENCIES OBSERVED:

		Description / Location
Ponded Water:	Yes / No	
Windblown Litter:	Yes / No	
Leachate Springs:	Yes / No	
Animals:	Yes / No	Cats - Racoons
Other:	Yes / No	

RECOMMENDED ACTIONS / ACTIONS TAKEN: Propane in A.H.

RECYCLING:

DATE BINS WERE ORDERED: / /

DATES BINS WERE PICKED UP: 26/5/23

TYPE Plastic + Cardboard

REJECTED LOADS:

TIME	HAULER NAME	REASON FOR REJECTION

OTHER COMMENTS / OBSERVATIONS
Backhoe to Escott to Pack Bins & Push Garbage Clean up around Bins

COMMERCIAL HAULER OR LARGE LOADS

Time	Hauler	Material	Quantity (estimate volume & weight)	Visual Check (Yes/No)

TOTAL COUNT OF HOUSEHOLD USERS: 168

AREA OF WASTE DISPOSAL: All waste sent to active face: Yes / No

IF NO: Waste Sent To:

LITTER CONTROL: Yes / No

DETAILS: Coarse Pushed - Fill to Compact

APPLICATION OF DUST SUPPRESSANT: Yes / No

DETAILS:

DAILY INSPECTION FORM COMPLETED: Yes / No

DETAILS:

COMPLAINTS RECEIVED: Yes / No

If Yes, complaint file number(s) and topic:

SIGNATURE **Print Staff Name:** Paul Trottaro

OFFICE USE:

Date Reviewed: **Reviewer:** **File Number:**

PRINTED BY GIGPRINT | GIGPRINT.ca | 1.800.461.5032

Township of Leeds and the Thousand Islands
1233 Prince Street, P.O. Box 280
Lansdowne, ON K0E 1L0

- [x] Lansdowne
- [ ] Lyndhurst
- [ ] Escott

WASTE DISPOSAL SITE
DAILY INSPECTION FORM

DATE: May 25/23 **TIME:** 830 **STAFF:** Paul T / Alan M

DEFICIENCIES OBSERVED: Description / Location

Ponded Water:	Yes / No	
Windblown Litter:	Yes / No	
Leachate Springs:	Yes / No	
Animals:	Yes / No	
Other:	Yes / No	

RECOMMENDED ACTIONS / ACTIONS TAKEN: Ponded in A.H.

RECYCLING: **TYPE**

DATE BINS WERE ORDERED: / / Compostn Bins Ordered

DATES BINS WERE PICKED UP: / / 24/5/23

REJECTED LOADS:

TIME	HAULER NAME	REASON FOR REJECTION
340	Private	Can Rds.

OTHER COMMENTS / OBSERVATIONS
Bins Placed - Fill to Compactor - Pushed Garbage - Flat Tire on Trailer called Blackdog

COMMERCIAL HAULER OR LARGE LOADS

Time	Hauler	Material	Quantity (estimate volume & weight)	Visual Check (Yes/No)
830-130	Fletcher	Compactor	4 T/L	
130	Private	"	1 T/L	Amarsing

TOTAL COUNT OF HOUSEHOLD USERS: 154

AREA OF WASTE DISPOSAL: All waste sent to active face: Yes / No

IF NO: Waste Sent To:

LITTER CONTROL: Yes / No

DETAILS: Dozer & Cover 24/5/23

APPLICATION OF DUST SUPPRESSANT: Yes / No

DETAILS:

DAILY INSPECTION FORM COMPLETED: Yes / No

DETAILS:

COMPLAINTS RECEIVED: Yes / No

If Yes, complaint file number(s) and topic:

SIGNATURE **Print Staff Name:** P Trattaro

OFFICE USE:

Date Reviewed: **Reviewer:** **File Number:**

PRINTED BY GIGPRINT | GIGPRINT.ca | 1.800.461.5032

Township of Leeds and the Thousand Islands
1233 Prince Street, P.O. Box 280
Lansdowne, ON K0E 1L0

- [x] Lansdowne
- [ ] Lyndhurst
- [ ] Escott

WASTE DISPOSAL SITE
DAILY INSPECTION FORM

DATE: May 23/23 **TIME:** 830 **STAFF:** Paul T / Jonas S

DEFICIENCIES OBSERVED:

		Description / Location
Ponded Water:	Yes / No	
Windblown Litter:	Yes / No	
Leachate Springs:	Yes / No	
Animals:	Yes / No	
Other:	Yes / No	

RECOMMENDED ACTIONS / ACTIONS TAKEN: People in A.M

RECYCLING:

DATE BINS WERE ORDERED: / /

DATES BINS WERE PICKED UP: / /

TYPE Pre Ordered Plastic + Paper

REJECTED LOADS:

TIME	HAULER NAME	REASON FOR REJECTION

OTHER COMMENTS / OBSERVATIONS Back Hoe to Rescue to Pack Bins + Push Garbage Bins for Fill - Cardboard - Plastic

COMMERCIAL HAULER OR LARGE LOADS

Time	Hauler	Material	Quantity (estimate volume & weight)	Visual Check (Yes/No)
730-830	Farmer	Garbage	4 T/L	Village
11 30	Power	Const	1/2 T/L	65.00
2 70	"	Garbage	1 T/L	Clean up
300	"	Const	1/2 T/L	65.00

TOTAL COUNT OF HOUSEHOLD USERS: 215

AREA OF WASTE DISPOSAL: All waste sent to active face: Yes / No

IF NO: Waste Sent To:

LITTER CONTROL: Yes / No

DETAILS: Pushed Garbage / Packed Bins / Fill to Garbage

APPLICATION OF DUST SUPPRESSANT: Yes / No

DETAILS:

DAILY INSPECTION FORM COMPLETED: Yes / No

DETAILS:

COMPLAINTS RECEIVED: Yes / No

If Yes, complaint file number(s) and topic:

SIGNATURE **Print Staff Name:** P Stafford

OFFICE USE:

Date Reviewed: **Reviewer:** **File Number:**

PRINTED BY GIGPRINT | GIGPRINT.ca | 1.800.461.5032

Township of Leeds and the Thousand Islands
1233 Prince Street, P.O. Box 280
Lansdowne, ON K0E 1L0

- [x] Lansdowne
- [ ] Lyndhurst
- [ ] Escott

WASTE DISPOSAL SITE
DAILY INSPECTION FORM

DATE: May 20/23 **TIME:** 8:30 am **STAFF:** Paul T / Justin M

DEFICIENCIES OBSERVED: Description / Location

Ponded Water:	Yes / No	
Windblown Litter:	Yes / No	
Leachate Springs:	Yes / No	
Animals:	Yes / No	Cats + Raccoons
Other:	Yes / No	

RECOMMENDED ACTIONS / ACTIONS TAKEN: People in A.M.

RECYCLING: **TYPE**

DATE BINS WERE ORDERED: / /

DATES BINS WERE PICKED UP: / /

REJECTED LOADS:

TIME	HAULER NAME	REASON FOR REJECTION

OTHER COMMENTS / OBSERVATIONS Pushing Garbage – Empty Bins
Pickup Along Kog Rd. – Fill to Garbage

COMMERCIAL HAULER OR LARGE LOADS

Time	Hauler	Material	Quantity (estimate volume & weight)	Visual Check (Yes/No)
9:10	Private	Const.	1/2 T/L	65.00
2:15	"	"	1/2 T/L	65.00

TOTAL COUNT OF HOUSEHOLD USERS: 225

AREA OF WASTE DISPOSAL: **All waste sent to active face:** Yes / No

IF NO: Waste Sent To:

LITTER CONTROL: Yes / No

DETAILS: Pick up Around Bins

APPLICATION OF DUST SUPPRESSANT: Yes / No

DETAILS:

DAILY INSPECTION FORM COMPLETED: Yes / No

DETAILS:

COMPLAINTS RECEIVED: Yes / No

If Yes, complaint file number(s) and topic:

SIGNATURE R. Trafford **Print Staff Name:**

OFFICE USE:

Date Reviewed: **Reviewer:** **File Number:**

PRINTED BY GIGPRINT | GIGPRINT.ca | 1.800.461.5032

Township of Leeds and the Thousand Islands
1233 Prince Street, P.O. Box 280
Lansdowne, ON K0E 1L0

☑ Lansdowne
☐ Lyndhurst
☐ Escott

WASTE DISPOSAL SITE
DAILY INSPECTION FORM

DATE: May 19/23 **TIME:** 8:30 **STAFF:** Paul T / Steve A

DEFICIENCIES OBSERVED: Description / Location

Ponded Water:	Yes / No	
Windblown Litter:	Yes / No	
Leachate Springs:	Yes / No	
Animals:	Yes / No	
Other:	Yes / No	

RECOMMENDED ACTIONS / ACTIONS TAKEN: People in A.M

RECYCLING: **TYPE**

DATE BINS WERE ORDERED: 16/5/23 Cardboard - Plastic - Scrap

DATES BINS WERE PICKED UP: 19/5/23

REJECTED LOADS:

TIME	HAULER NAME	REASON FOR REJECTION

OTHER COMMENTS / OBSERVATIONS Fill up to Garbage - Pulling Bins -

COMMERCIAL HAULER OR LARGE LOADS

Time	Hauler	Material	Quantity (estimate volume & weight)	Visual Check (Yes/No)
11:30	Private	Const	1/2 T/L	65.00
11:45	"	"	1/2 T/L	65.00
2:20	"	"	1/2 T/L	65.00

TOTAL COUNT OF HOUSEHOLD USERS: 157

AREA OF WASTE DISPOSAL: All waste sent to active face: Yes / No

IF NO: Waste Sent To:

LITTER CONTROL: Yes / No

DETAILS: Pick up around Bins

APPLICATION OF DUST SUPPRESSANT: Yes / No

DETAILS:

DAILY INSPECTION FORM COMPLETED: Yes / No

DETAILS:

COMPLAINTS RECEIVED: Yes / No

If Yes, complaint file number(s) and topic:

SIGNATURE **Print Staff Name:** P. Trafford

OFFICE USE:

Date Reviewed: **Reviewer:** **File Number:**

PRINTED BY GIGPRINT | GIGPRINT.ca | 1.800.461.5032

Township of Leeds and the Thousand Islands
1233 Prince Street, P.O. Box 280
Lansdowne, ON K0E 1L0

☑ Lansdowne
☐ Lyndhurst
☐ Escott

WASTE DISPOSAL SITE
DAILY INSPECTION FORM

DATE: May 18/23 **TIME:** 830 **STAFF:** PAULT / ALAN M

DEFICIENCIES OBSERVED:

		Description / Location
Ponded Water:	Yes / No	
Windblown Litter:	Yes / No	
Leachate Springs:	Yes / No	
Animals:	Yes / No	CATS - RACOONS
Other:	Yes / No	

RECOMMENDED ACTIONS / ACTIONS TAKEN: Reported in A.M

RECYCLING: **TYPE**

DATE BINS WERE ORDERED: / / TIRES PICKED UP

DATES BINS WERE PICKED UP: / /

REJECTED LOADS:

TIME	HAULER NAME	REASON FOR REJECTION

OTHER COMMENTS / OBSERVATIONS PUSHED GARBAGE / PACKED BINS - / HAULED LOAD TIRES with BACKHOE / BACKHOE TO ESCOTT TO PACK BINS

COMMERCIAL HAULER OR LARGE LOADS

Time	Hauler	Material	Quantity (estimate volume & weight)	Visual Check (Yes/No)
830, 30	FLETCHER	GARBAGE	4T/L	
1 45	PRIVATE	CONST.	1/2 T/L	65.00
3 30	"	GARBAGE	1 T/L	CLEAN UP

TOTAL COUNT OF HOUSEHOLD USERS: 159

AREA OF WASTE DISPOSAL: **All waste sent to active face:** Yes / No

IF NO: Waste Sent To:

LITTER CONTROL: Yes / No

DETAILS: FILL TO GARBAGE / PUSHED BRUSH + LEAVES

APPLICATION OF DUST SUPPRESSANT: Yes / No

DETAILS:

DAILY INSPECTION FORM COMPLETED: Yes / No

DETAILS:

COMPLAINTS RECEIVED: Yes / No

If Yes, complaint file number(s) and topic:

SIGNATURE **Print Staff Name:** P. TRAFFORD

OFFICE USE:

Date Reviewed: **Reviewer:** **File Number:**

PRINTED BY GIGPRINT | GIGPRINT.ca | 1.800.461.5032

Township of Leeds and the Thousand Islands

1233 Prince Street, P.O. Box 280
Lansdowne, ON K0E 1L0

- [x] Lansdowne
- [ ] Lyndhurst
- [ ] Escott

WASTE DISPOSAL SITE
DAILY INSPECTION FORM

DATE: May 16/23 **TIME:** 8:30 **STAFF:** Paul T / Doug M

DEFICIENCIES OBSERVED: **Description / Location**

Ponded Water:	Yes / No	
Windblown Litter:	Yes / No	
Leachate Springs:	Yes / No	
Animals:	Yes / No	Cats + Racoons
Other:	Yes / No	

RECOMMENDED ACTIONS / ACTIONS TAKEN: People in A. M

RECYCLING: **TYPE**

DATE BINS WERE ORDERED: / / Pre Ordered Plastic

DATES BINS WERE PICKED UP: / / + Paper

REJECTED LOADS:

TIME	HAULER NAME	REASON FOR REJECTION

OTHER COMMENTS / OBSERVATIONS
Fall – Plastic – Cardboard – Scrap
Fill up to Barrier – Clean up along Wall

COMMERCIAL HAULER OR LARGE LOADS

Time	Hauler	Material	Quantity (estimate volume & weight)	Visual Check (Yes/No)
1:10	Private	Const.	1/2 T/L	GS 01

TOTAL COUNT OF HOUSEHOLD USERS: 136

AREA OF WASTE DISPOSAL: **All waste sent to active face:** Yes / No

IF NO: Waste Sent To:

LITTER CONTROL: Yes / No

DETAILS: Pushing Garbage / Packed Bins

APPLICATION OF DUST SUPPRESSANT: Yes / No

DETAILS:

DAILY INSPECTION FORM COMPLETED: Yes / No

DETAILS:

COMPLAINTS RECEIVED: Yes / No

If Yes, complaint file number(s) and topic:

SIGNATURE **Print Staff Name:** R. Trafford

OFFICE USE:

Date Reviewed: **Reviewer:** **File Number:**

PRINTED BY GIGPRINT | GIGPRINT.ca | 1.800.461.5032

Township of Leeds and the Thousand Islands

1233 Prince Street, P.O. Box 280
Lansdowne, ON K0E 1L0

- [x] Lansdowne
- [ ] Lyndhurst
- [ ] Escott

WASTE DISPOSAL SITE
DAILY INSPECTION FORM

DATE: May 15/23 **TIME:** 8:30 AM **STAFF:** Paul T / Adam M

DEFICIENCIES OBSERVED: Description / Location

Ponded Water:	Yes / No	
Windblown Litter:	Yes / No	
Leachate Springs:	Yes / No	
Animals:	Yes / No	Cats - Raccoons
Other:	Yes / No	

RECOMMENDED ACTIONS / ACTIONS TAKEN: People in A-H

RECYCLING: **TYPE**

DATE BINS WERE ORDERED: / /

DATES BINS WERE PICKED UP: / /

REJECTED LOADS:

TIME	HAULER NAME	REASON FOR REJECTION

OTHER COMMENTS / OBSERVATIONS
Posted Garbage - Parking Bins -
Backhoe to Escott to Place Bins -

COMMERCIAL HAULER OR LARGE LOADS

Time	Hauler	Material	Quantity (estimate volume & weight)	Visual Check (Yes/No)
7-8:30	Fletcher	Garbage	4 T/L	Village
10:10	Brown	"	1 T/L	Clean up
11:45	"	"	1 T/L	" "
2:30	"	Const.	1/2 T/L	65.00
4:05	"	"	1 T/L	130.00

TOTAL COUNT OF HOUSEHOLD USERS: 148

AREA OF WASTE DISPOSAL: **All waste sent to active face:** Yes / No

IF NO: Waste Sent To:

LITTER CONTROL: Yes / No

DETAILS: Pick up Around Bins -

APPLICATION OF DUST SUPPRESSANT: Yes / No

DETAILS:

DAILY INSPECTION FORM COMPLETED: Yes / No

DETAILS:

COMPLAINTS RECEIVED: Yes / No

If Yes, complaint file number(s) and topic:

SIGNATURE **Print Staff Name:** P. Tran RF 019

OFFICE USE:

Date Reviewed: **Reviewer:** **File Number:**

PRINTED BY GIGPRINT | GIGPRINT.ca | 1.800.461.5032

Township of Leeds and the Thousand Islands

1233 Prince Street, P.O. Box 280
Lansdowne, ON K0E 1L0

☒ Lansdowne
☐ Lyndhurst
☐ Escott

WASTE DISPOSAL SITE
DAILY INSPECTION FORM

DATE: ~~April~~ May 13/23 TIME: 8:30 AM STAFF: Paul T / Al B

DEFICIENCIES OBSERVED: Description / Location

Ponded Water: (Yes) / No
Windblown Litter: (Yes) / No
Leachate Springs: Yes / (No)
Animals: (Yes) / No — Coons Raccoons
Other: Yes / (No)

RECOMMENDED ACTIONS / ACTIONS TAKEN: Pumped in A.M.

RECYCLING: TYPE

DATE BINS WERE ORDERED: / /
DATES BINS WERE PICKED UP: / /

REJECTED LOADS:

TIME	HAULER NAME	REASON FOR REJECTION
8:30	Private	Brush Construction Bags
10:15	"	Cardboard Air Car Boxes
		Girl Macdonald Brick

OTHER COMMENTS / OBSERVATIONS

COMMERCIAL HAULER OR LARGE LOADS

Time	Hauler	Material	Quantity (estimate volume & weight)	Visual Check (Yes/No)
10:30	Private	Construction	1 TK	Clean Up

TOTAL COUNT OF HOUSEHOLD USERS: 221

AREA OF WASTE DISPOSAL: All waste sent to active face: Yes / No

IF NO: Waste Sent To:

LITTER CONTROL: (Yes) / No

DETAILS: Pushed Corners - Picked Bins

APPLICATION OF DUST SUPPRESSANT: (Yes) / No

DETAILS:

DAILY INSPECTION FORM COMPLETED: Yes / (No)

DETAILS:

COMPLAINTS RECEIVED: Yes / (No)

If Yes, complaint file number(s) and topic:

SIGNATURE Print Staff Name: P. Trafford

OFFICE USE:

Date Reviewed: Reviewer: File Number:

PRINTED BY GIGPRINT | GIGPRINT.ca | 1.800.461.5032

Township of Leeds and the Thousand Islands
1233 Prince Street, P.O. Box 280
Lansdowne, ON K0E 1L0

☐ ~~Lansdowne~~
☐ Lyndhurst
☐ Escott

WASTE DISPOSAL SITE
DAILY INSPECTION FORM

DATE: May 12/23 **TIME:** 8:30 AM **STAFF:** [illegible] / AL M

DEFICIENCIES OBSERVED: Description / Location

Ponded Water:	(Yes) / No	
Windblown Litter:	(Yes) / No	
Leachate Springs:	Yes / (No)	
Animals:	(Yes) / No	Cats – Racoons
Other:	Yes / (No)	

RECOMMENDED ACTIONS / ACTIONS TAKEN: People in A.M

RECYCLING: **TYPE**

DATE BINS WERE ORDERED: 9/5/23 Plastic – Scrap

DATES BINS WERE PICKED UP: 12/5/23

REJECTED LOADS:

TIME	HAULER NAME	REASON FOR REJECTION

OTHER COMMENTS / OBSERVATIONS
Packed Bins – Putting Lights –
People in at 4:45

COMMERCIAL HAULER OR LARGE LOADS

Time	Hauler	Material	Quantity (estimate volume & weight)	Visual Check (Yes/No)
10:00	Reuma	Constr	1/2 T/C	65.00
2:45	"	"	1/2 T/C	65.00

TOTAL COUNT OF HOUSEHOLD USERS: 166

AREA OF WASTE DISPOSAL: **All waste sent to active face:** (Yes) / No

IF NO: Waste Sent To:

LITTER CONTROL: (Yes) / No

DETAILS: Fill to Contours

APPLICATION OF DUST SUPPRESSANT: Yes / (No)

DETAILS:

DAILY INSPECTION FORM COMPLETED: (Yes) / No

DETAILS:

COMPLAINTS RECEIVED: Yes / (No)

If Yes, complaint file number(s) and topic:

SIGNATURE [signature] **Print Staff Name:** P. Trapnell

OFFICE USE:

Date Reviewed: **Reviewer:** **File Number:**

PRINTED BY GIGPRINT | GIGPRINT.ca | 1.800.461.5032

Township of Leeds and the Thousand Islands
1233 Prince Street, P.O. Box 280
Lansdowne, ON K0E 1L0

☑ Lansdowne
☐ Lyndhurst
☐ Escott

WASTE DISPOSAL SITE
DAILY INSPECTION FORM

DATE: May 11/23 **TIME:** 830 **STAFF:** Brent / Al B

DEFICIENCIES OBSERVED: Description / Location

Ponded Water:	Yes / No	
Windblown Litter:	Yes / No	
Leachate Springs:	Yes / No	
Animals:	Yes / No	
Other:	Yes / No	

RECOMMENDED ACTIONS / ACTIONS TAKEN: People in A.M.

RECYCLING: **TYPE**

DATE BINS WERE ORDERED: 9/5/23 Cardboard + Paper

DATES BINS WERE PICKED UP: / /

REJECTED LOADS:

TIME	HAULER NAME	REASON FOR REJECTION

OTHER COMMENTS / OBSERVATIONS

COMMERCIAL HAULER OR LARGE LOADS

Time	Hauler	Material	Quantity (estimate volume & weight)	Visual Check (Yes/No)
310	Prudom	Const.	1½ T/L	195.00
830	Fletcher	Garbage	4 T/L	
10:10	Prudom	Const.	1/2 T/L	65.00
120	"	"	1 T/L	130.00
2:00	"	"	1 T/L	130.00
230	"	Garbage	1 T/L	Clean up

TOTAL COUNT OF HOUSEHOLD USERS: 151

AREA OF WASTE DISPOSAL: All waste sent to active face: Yes / No

IF NO: Waste Sent To:

LITTER CONTROL: Yes / No

DETAILS: Picked Bins — Picked Garbage

APPLICATION OF DUST SUPPRESSANT: Yes / No

DETAILS:

DAILY INSPECTION FORM COMPLETED: Yes / No

DETAILS:

COMPLAINTS RECEIVED: Yes / No

If Yes, complaint file number(s) and topic:

SIGNATURE **Print Staff Name:** R. Trottier

OFFICE USE:

Date Reviewed: **Reviewer:** **File Number:**

PRINTED BY GIGPRINT | GIGPRINT.ca | 1.800.461.5032

Township of Leeds and the Thousand Islands
1233 Prince Street, P.O. Box 280
Lansdowne, ON K0E 1L0

☑ Lansdowne
☐ Lyndhurst
☐ Escott

WASTE DISPOSAL SITE
DAILY INSPECTION FORM

DATE: May 9/23 **TIME:** 8 30 **STAFF:** Paul / Alan B

DEFICIENCIES OBSERVED: Description / Location

Ponded Water:	Yes / No	
Windblown Litter:	Yes / No	
Leachate Springs:	Yes / No	
Animals:	Yes / No	Cats + Racoons
Other:	Yes / No	

RECOMMENDED ACTIONS / ACTIONS TAKEN:
Re People in A 4

RECYCLING: **TYPE**

DATE BINS WERE ORDERED: / / Pre Ordered Plastic

DATES BINS WERE PICKED UP: / / + Paper

REJECTED LOADS:

TIME	HAULER NAME	REASON FOR REJECTION

OTHER COMMENTS / OBSERVATIONS
Thurs – Cardboard + Paper / Fill to Capacity
Fri – Plastic + Scrap

COMMERCIAL HAULER OR LARGE LOADS

Time	Hauler	Material	Quantity (estimate volume & weight)	Visual Check (Yes/No)

TOTAL COUNT OF HOUSEHOLD USERS: 157

AREA OF WASTE DISPOSAL: **All waste sent to active face:** Yes / No

IF NO: Waste Sent To:

LITTER CONTROL: Yes / No

DETAILS: Pushing Cardboard – Placing Bins

APPLICATION OF DUST SUPPRESSANT: Yes / No

DETAILS:

DAILY INSPECTION FORM COMPLETED: Yes / No

DETAILS:

COMPLAINTS RECEIVED: Yes / No

If Yes, complaint file number(s) and topic:

SIGNATURE **Print Staff Name:** P. Thompson

OFFICE USE:

Date Reviewed: **Reviewer:** **File Number:**

PRINTED BY GIGPRINT | GIGPRINT.ca | 1.800.461.5032

Township of Leeds and the Thousand Islands
1233 Prince Street, P.O. Box 280
Lansdowne, ON K0E 1L0

☐ Lansdowne
☐ Lyndhurst
☐ Escott

WASTE DISPOSAL SITE
DAILY INSPECTION FORM

DATE: May 8/23 **TIME:** 8:30 **STAFF:** Paul T / Alan M

DEFICIENCIES OBSERVED: Description / Location

Ponded Water:	Yes / No	
Windblown Litter:	Yes / No	
Leachate Springs:	Yes / No	
Animals:	Yes / No	Cats – Raccoons
Other:	Yes / No	

RECOMMENDED ACTIONS / ACTIONS TAKEN: People in A.M.

RECYCLING: **TYPE**

DATE BINS WERE ORDERED: / /

DATES BINS WERE PICKED UP: / /

REJECTED LOADS:

TIME	HAULER NAME	REASON FOR REJECTION

OTHER COMMENTS / OBSERVATIONS
Backhoe to Escott to Pack Bins
Packed Bins Lansdowne – Pushed Garbage

COMMERCIAL HAULER OR LARGE LOADS

Time	Hauler	Material	Quantity (estimate volume & weight)	Visual Check (Yes/No)
7-8:30	Fletcher	Garbage	4 T/L	Viewed
1:30	Private	"	1 T/L	Clean Up
2:15	"	"	1 T/L	"

TOTAL COUNT OF HOUSEHOLD USERS: 146

AREA OF WASTE DISPOSAL: **All waste sent to active face:** Yes / No

IF NO: Waste Sent To:

LITTER CONTROL: Yes / No

DETAILS: Pushed Brush + Leaves – Fill up to Garbage.

APPLICATION OF DUST SUPPRESSANT: Yes / No

DETAILS:

DAILY INSPECTION FORM COMPLETED: Yes / No

DETAILS:

COMPLAINTS RECEIVED: Yes / No

If Yes, complaint file number(s) and topic:

SIGNATURE **Print Staff Name:** P. Thompson

OFFICE USE:

Date Reviewed: **Reviewer:** **File Number:**

PRINTED BY GIGPRINT | GIGPRINT.ca | 1.800.461.5032

Township of Leeds and the Thousand Islands
1233 Prince Street, P.O. Box 280
Lansdowne, ON K0E 1L0

- [x] Lansdowne
- [ ] Lyndhurst
- [ ] Escott

WASTE DISPOSAL SITE
DAILY INSPECTION FORM

DATE: May 6/23 **TIME:** 8 30 AM **STAFF:** Paul T / Steve A.

DEFICIENCIES OBSERVED: Description / Location

Ponded Water:	Yes / No	
Windblown Litter:	Yes / No	
Leachate Springs:	Yes / No	
Animals:	Yes / No	Cats + Racoons
Other:	Yes / No	

RECOMMENDED ACTIONS / ACTIONS TAKEN: Proper in A.M.

RECYCLING: **TYPE**

DATE BINS WERE ORDERED: / /

DATES BINS WERE PICKED UP: / /

REJECTED LOADS:

TIME	HAULER NAME	REASON FOR REJECTION

OTHER COMMENTS / OBSERVATIONS 5 Loads Comeback - Pushing Brush + Leaves.

COMMERCIAL HAULER OR LARGE LOADS

Time	Hauler	Material	Quantity (estimate volume & weight)	Visual Check (Yes/No)

TOTAL COUNT OF HOUSEHOLD USERS: 301

AREA OF WASTE DISPOSAL: All waste sent to active face: Yes / No

IF NO: Waste Sent To:

LITTER CONTROL: Yes / No

DETAILS: Paper Bins - Pushing Comeback -

APPLICATION OF DUST SUPPRESSANT: Yes / No

DETAILS:

DAILY INSPECTION FORM COMPLETED: Yes / No

DETAILS:

COMPLAINTS RECEIVED: Yes / No

If Yes, complaint file number(s) and topic:

SIGNATURE **Print Staff Name:** P. Tamborino

OFFICE USE:

Date Reviewed: **Reviewer:** **File Number:**

PRINTED BY GIGPRINT | GIGPRINT.ca | 1.800.461.5032

Township of Leeds and the Thousand Islands
1233 Prince Street, P.O. Box 280
Lansdowne, ON K0E 1L0

☑ Lansdowne
☐ Lyndhurst
☐ Escott

WASTE DISPOSAL SITE
DAILY INSPECTION FORM

DATE: May 5/23 **TIME:** 8:30 **STAFF:** Brent / Alan M

DEFICIENCIES OBSERVED:

		Description / Location
Ponded Water:	Yes / No	
Windblown Litter:	Yes / No	
Leachate Springs:	Yes / No	
Animals:	Yes / No	Cats – Raccoons
Other:	Yes / No	

RECOMMENDED ACTIONS / ACTIONS TAKEN: People in AM

RECYCLING: **TYPE**

DATE BINS WERE ORDERED: 2/5/23 Cardboard – Plastic – Scrap

DATES BINS WERE PICKED UP: 5/5/23

REJECTED LOADS:

TIME	HAULER NAME	REASON FOR REJECTION
10:05	Reward	Stone St Commercial

OTHER COMMENTS / OBSERVATIONS Compactor Pushed Back / Back Mor to Escott to Pack Compactor w Bins

COMMERCIAL HAULER OR LARGE LOADS

Time	Hauler	Material	Quantity (estimate volume & weight)	Visual Check (Yes/No)
11:00	Reward	Compactor	1 T/C	Clean Up

TOTAL COUNT OF HOUSEHOLD USERS: 149

AREA OF WASTE DISPOSAL: All waste sent to active face: Yes / No

IF NO: Waste Sent To:

LITTER CONTROL: Yes / No

DETAILS: Packed Bins / Brush & Leaves

APPLICATION OF DUST SUPPRESSANT: Yes / No

DETAILS:

DAILY INSPECTION FORM COMPLETED: Yes / No

DETAILS:

COMPLAINTS RECEIVED: Yes / No

If Yes, complaint file number(s) and topic:

SIGNATURE **Print Staff Name:** P. Trafford

OFFICE USE:

Date Reviewed: **Reviewer:** **File Number:**

PRINTED BY GIGPRINT | GIGPRINT.ca | 1.800.461.5032

Township of Leeds and the Thousand Islands
1233 Prince Street, P.O. Box 280
Lansdowne, ON K0E 1L0

- [x] Lansdowne
- [ ] Lyndhurst
- [ ] Escott

WASTE DISPOSAL SITE
DAILY INSPECTION FORM

DATE: May 4/23 **TIME:** 8 30 **STAFF:** Paul T / Ann M

DEFICIENCIES OBSERVED: **Description / Location**

Ponded Water:	Yes / No	
Windblown Litter:	Yes / No	
Leachate Springs:	Yes / No	
Animals:	Yes / No	Cats + Racoons
Other:	Yes / No	

RECOMMENDED ACTIONS / ACTIONS TAKEN: People in A.H.

RECYCLING: **TYPE**

DATE BINS WERE ORDERED: / /

DATES BINS WERE PICKED UP: / /

REJECTED LOADS:

TIME	HAULER NAME	REASON FOR REJECTION

OTHER COMMENTS / OBSERVATIONS Cameron Pushes on Hill
Bins Packed — Road Brush Cleared

COMMERCIAL HAULER OR LARGE LOADS

Time	Hauler	Material	Quantity (estimate volume & weight)	Visual Check (Yes/No)
8 30 - 30	Fleetwood	Garbage	4 T/L	

TOTAL COUNT OF HOUSEHOLD USERS: 124

AREA OF WASTE DISPOSAL: **All waste sent to active face:** Yes / No

IF NO: Waste Sent To:

LITTER CONTROL: Yes / No

DETAILS: Lawns + Bush Pushed Back

APPLICATION OF DUST SUPPRESSANT: Yes / No

DETAILS:

DAILY INSPECTION FORM COMPLETED: Yes / No

DETAILS:

COMPLAINTS RECEIVED: Yes / No

If Yes, complaint file number(s) and topic:

SIGNATURE **Print Staff Name:** P. Trottier

OFFICE USE:

Date Reviewed: **Reviewer:** **File Number:**

PRINTED BY GIGPRINT | GIGPRINT.ca | 1.800.461.5032

Township of Leeds and the Thousand Islands
1233 Prince Street, P.O. Box 280
Lansdowne, ON K0E 1L0

☑ Lansdowne
☐ Lyndhurst
☐ Escott

WASTE DISPOSAL SITE
DAILY INSPECTION FORM

DATE: May 2/23 **TIME:** 8:30 **STAFF:** Paul / John S

DEFICIENCIES OBSERVED:

		Description / Location
Ponded Water:	Yes / No	
Windblown Litter:	Yes / No	
Leachate Springs:	Yes / No	
Animals:	Yes / No	Cats + Raccoons
Other:	Yes / No	

RECOMMENDED ACTIONS / ACTIONS TAKEN: Propane in A.M

RECYCLING:

DATE BINS WERE ORDERED: / /

DATES BINS WERE PICKED UP: / /

TYPE Pre Ordered Plastic + Paper

REJECTED LOADS:

TIME	HAULER NAME	REASON FOR REJECTION
12:30	Private	Beach St Gananoque

OTHER COMMENTS / OBSERVATIONS Bins for Pri - Cardboard - Plastic - Scrap Stickers in to Check Propane Tank + Furnace

COMMERCIAL HAULER OR LARGE LOADS

Time	Hauler	Material	Quantity (estimate volume & weight)	Visual Check (Yes/No)
12:20	Private	Garbage	Full	Yes

TOTAL COUNT OF HOUSEHOLD USERS: 130

AREA OF WASTE DISPOSAL: All waste sent to active face: Yes / No

IF NO: Waste Sent To:

LITTER CONTROL: Yes / No

DETAILS: Packed Bins / Pushed Loads - Bags + Garbage

APPLICATION OF DUST SUPPRESSANT: Yes / No

DETAILS:

DAILY INSPECTION FORM COMPLETED: Yes / No

DETAILS:

COMPLAINTS RECEIVED: Yes / No

If Yes, complaint file number(s) and topic:

SIGNATURE **Print Staff Name:** P. Tagaford

OFFICE USE:

Date Reviewed: **Reviewer:** **File Number:**

PRINTED BY GIGPRINT | GIGPRINT.ca | 1.800.461.5032

Township of Leeds and the Thousand Islands
1233 Prince Street, P.O. Box 280
Lansdowne, ON K0E 1L0

☐ Lansdowne
☐ Lyndhurst
☐ Escott

WASTE DISPOSAL SITE
DAILY INSPECTION FORM

DATE: May 1/23 **TIME:** 8:30 **STAFF:** Paul T / Alan M

DEFICIENCIES OBSERVED: Description / Location

Ponded Water:	Yes / No	
Windblown Litter:	Yes / No	
Leachate Springs:	Yes / No	
Animals:	Yes / No	Cats + Racoons.
Other:	Yes / No	

RECOMMENDED ACTIONS / ACTIONS TAKEN:
Propane in A.H.

RECYCLING: **TYPE**

DATE BINS WERE ORDERED: / /

DATES BINS WERE PICKED UP: / /

REJECTED LOADS:

TIME	HAULER NAME	REASON FOR REJECTION

OTHER COMMENTS / OBSERVATIONS
Backhoe to Escort to Pack Bins.
Back Dragged Entrance + Exit.

COMMERCIAL HAULER OR LARGE LOADS

Time	Hauler	Material	Quantity (estimate volume & weight)	Visual Check (Yes/No)
7:00-8:30	Fletcher	Garbage	4 T/L	Visual.

TOTAL COUNT OF HOUSEHOLD USERS: 97

AREA OF WASTE DISPOSAL: **All waste sent to active face:** Yes / No

IF NO: Waste Sent To:

LITTER CONTROL: Yes / No

DETAILS: Pushed Garbage - Leaves - Brush - Packed Bins

APPLICATION OF DUST SUPPRESSANT: Yes / No

DETAILS:

DAILY INSPECTION FORM COMPLETED: Yes / No

DETAILS:

COMPLAINTS RECEIVED: Yes / No

If Yes, complaint file number(s) and topic:

SIGNATURE **Print Staff Name:** P. Tarpaho

OFFICE USE:

Date Reviewed: **Reviewer:** **File Number:**

PRINTED BY GIGPRINT | GIGPRINT.ca | 1.800.461.5032

Township of Leeds and the Thousand Islands
1233 Prince Street, P.O. Box 280
Lansdowne, ON K0E 1L0

- [x] Lansdowne
- [ ] Lyndhurst
- [ ] Escott

WASTE DISPOSAL SITE
DAILY INSPECTION FORM

DATE: April 29/23 **TIME:** 8:30 **STAFF:** Paul / Junior M

DEFICIENCIES OBSERVED: Description / Location

Ponded Water:	Yes / No	
Windblown Litter:	Yes / No	
Leachate Springs:	Yes / No	
Animals:	Yes / No	
Other:	Yes / No	

RECOMMENDED ACTIONS / ACTIONS TAKEN: People in A-H

RECYCLING: **TYPE**

DATE BINS WERE ORDERED: / /

DATES BINS WERE PICKED UP: / /

REJECTED LOADS:

TIME	HAULER NAME	REASON FOR REJECTION

OTHER COMMENTS / OBSERVATIONS

COMMERCIAL HAULER OR LARGE LOADS

Time	Hauler	Material	Quantity (estimate volume & weight)	Visual Check (Yes/No)

TOTAL COUNT OF HOUSEHOLD USERS: 211

AREA OF WASTE DISPOSAL: **All waste sent to active face:** Yes / No

IF NO: Waste Sent To:

LITTER CONTROL: Yes / No

DETAILS: Picking Bins / Pushing Leaves

APPLICATION OF DUST SUPPRESSANT: Yes / No

DETAILS:

DAILY INSPECTION FORM COMPLETED: Yes / No

DETAILS:

COMPLAINTS RECEIVED: Yes / No

If Yes, complaint file number(s) and topic:

SIGNATURE **Print Staff Name:** Paul Gallaro

OFFICE USE:

Date Reviewed: **Reviewer:** **File Number:**

PRINTED BY GIGPRINT | GIGPRINT.ca | 1.800.461.5032

Township of Leeds and the Thousand Islands
1233 Prince Street, P.O. Box 280
Lansdowne, ON K0E 1L0

☑ Lansdowne
☐ Lyndhurst
☐ Escott

WASTE DISPOSAL SITE
DAILY INSPECTION FORM

DATE: April 28/23 **TIME:** 8 30 **STAFF:** Paul T / Alan M

DEFICIENCIES OBSERVED: Description / Location

Ponded Water:	Yes / No	
Windblown Litter:	Yes / No	
Leachate Springs:	Yes / No	
Animals:	Yes / No	Cats
Other:	Yes / No	

RECOMMENDED ACTIONS / ACTIONS TAKEN: Proper in A.H.

RECYCLING: **TYPE**

DATE BINS WERE ORDERED: 25/4/23 Plastic - Scrap.

DATES BINS WERE PICKED UP: 28/4/23

REJECTED LOADS:

TIME	HAULER NAME	REASON FOR REJECTION

OTHER COMMENTS / OBSERVATIONS
Fill to Garbage - Packed Bins - Pushed Back + Levelled / Backhoe to Escott to Pack Bins

COMMERCIAL HAULER OR LARGE LOADS

Time	Hauler	Material	Quantity (estimate volume & weight)	Visual Check (Yes/No)
10 00	Private	Construction	1 T/L	Amnesty
11 00	"	"	1 T/L	"
12 05	"	Const	1/2 T/L	Q5 00

TOTAL COUNT OF HOUSEHOLD USERS: 152

AREA OF WASTE DISPOSAL: **All waste sent to active face:** Yes / No

IF NO: Waste Sent To:

LITTER CONTROL: Yes / No

DETAILS: Pick up litter around Bins.

APPLICATION OF DUST SUPPRESSANT: Yes / No

DETAILS:

DAILY INSPECTION FORM COMPLETED: Yes / No

DETAILS:

COMPLAINTS RECEIVED: Yes / No

If Yes, complaint file number(s) and topic:

SIGNATURE **Print Staff Name:** P Trafford

OFFICE USE:

Date Reviewed: **Reviewer:** **File Number:**

PRINTED BY GIGPRINT | GIGPRINT.ca | 1.800.461.5032

Township of Leeds and the Thousand Islands
1233 Prince Street, P.O. Box 280
Lansdowne, ON K0E 1L0

☒ Lansdowne
☐ Lyndhurst
☐ Escott

WASTE DISPOSAL SITE
DAILY INSPECTION FORM

DATE: April 27/23 **TIME:** 8 30 **STAFF:** Paul T / Alan M

DEFICIENCIES OBSERVED:

		Description / Location
Ponded Water:	Yes / No	
Windblown Litter:	Yes / No	
Leachate Springs:	Yes / No	
Animals:	Yes / No	Cats - Raccoons
Other:	Yes / No	

RECOMMENDED ACTIONS / ACTIONS TAKEN: Proper in A.H.

RECYCLING:

DATE BINS WERE ORDERED: 25/4/23

DATES BINS WERE PICKED UP: 27/4/23

TYPE
April 26 Compost Cardboard
Cardboard - Paper

REJECTED LOADS:

TIME	HAULER NAME	REASON FOR REJECTION

OTHER COMMENTS / OBSERVATIONS
Took Fill up to Garbage - Pushed Leaves + Brush - Packed Bins

COMMERCIAL HAULER OR LARGE LOADS

Time	Hauler	Material	Quantity (estimate volume & weight)	Visual Check (Yes/No)
8 30 / 30	Fitzgerald	Garbage	4T/L	
8 10	Private	"	1 T/L	Anonymous

TOTAL COUNT OF HOUSEHOLD USERS: 167

AREA OF WASTE DISPOSAL: All waste sent to active face: Yes / No
IF NO: Waste Sent To:

LITTER CONTROL: Yes / No
DETAILS: Picked up around Plastic Bins c

APPLICATION OF DUST SUPPRESSANT: Yes / No
DETAILS:

DAILY INSPECTION FORM COMPLETED: Yes / No
DETAILS:

COMPLAINTS RECEIVED: Yes / No
If Yes, complaint file number(s) and topic:

SIGNATURE **Print Staff Name:** P. Tratford

OFFICE USE:
Date Reviewed: **Reviewer:** **File Number:**

PRINTED BY GIGPRINT | GIGPRINT.ca | 1.800.461.5032

Township of Leeds and the Thousand Islands
1233 Prince Street, P.O. Box 280
Lansdowne, ON K0E 1L0

- [x] Lansdowne
- [ ] Lyndhurst
- [ ] Escott

WASTE DISPOSAL SITE
DAILY INSPECTION FORM

DATE: April 25/23 **TIME:** 8:30 **STAFF:** Brett / Jason S

DEFICIENCIES OBSERVED: Description / Location

Ponded Water:	Yes / No	
Windblown Litter:	Yes / No	
Leachate Springs:	Yes / No	
Animals:	Yes / No	Cats - Raccoons
Other:	Yes / No	

RECOMMENDED ACTIONS / ACTIONS TAKEN: Traps in AM

RECYCLING:

DATE BINS WERE ORDERED: / /

DATES BINS WERE PICKED UP: / /

TYPE Pre Ordered Plastic + Paper

REJECTED LOADS:

TIME	HAULER NAME	REASON FOR REJECTION

OTHER COMMENTS / OBSERVATIONS
Bins - Thurs - Cardboard + Paper
Fri - Plastic + Scrap

COMMERCIAL HAULER OR LARGE LOADS

Time	Hauler	Material	Quantity (estimate volume & weight)	Visual Check (Yes/No)
1145	Prevost	Garbage	1/2 T/C	Yes

TOTAL COUNT OF HOUSEHOLD USERS: 130

AREA OF WASTE DISPOSAL: All waste sent to active face: Yes / No

IF NO: Waste Sent To:

LITTER CONTROL: Yes / No

DETAILS: Picked Up Tires at Gate / Clean up along Rd

APPLICATION OF DUST SUPPRESSANT: Yes / No

DETAILS:

DAILY INSPECTION FORM COMPLETED: Yes / No

DETAILS:

COMPLAINTS RECEIVED: Yes / No

If Yes, complaint file number(s) and topic:

SIGNATURE **Print Staff Name:** R. Trafford

OFFICE USE:

Date Reviewed: **Reviewer:** **File Number:**

PRINTED BY GIGPRINT | GIGPRINT.ca | 1.800.461.5032

Township of Leeds and the Thousand Islands
1233 Prince Street, P.O. Box 280
Lansdowne, ON K0E 1L0

☑ Lansdowne
☐ Lyndhurst
☐ Escott

WASTE DISPOSAL SITE
DAILY INSPECTION FORM

DATE: April 24/23 **TIME:** 8:30 **STAFF:** Paul T / Aaron M

DEFICIENCIES OBSERVED: Description / Location

Ponded Water:	Yes / No	
Windblown Litter:	Yes / No	
Leachate Springs:	Yes / No	
Animals:	Yes / No	Cats - Raccoons
Other:	Yes / No	

RECOMMENDED ACTIONS / ACTIONS TAKEN: Report in A.H

RECYCLING: **TYPE**

DATE BINS WERE ORDERED: / /

DATES BINS WERE PICKED UP: / /

REJECTED LOADS:

TIME	HAULER NAME	REASON FOR REJECTION

OTHER COMMENTS / OBSERVATIONS
Took Fill up to Garbage
Backhoe to Escott to Push Garbage

COMMERCIAL HAULER OR LARGE LOADS

Time	Hauler	Material	Quantity (estimate volume & weight)	Visual Check (Yes/No)
7-8:30	Fortune	Garbage	4 T/L	Vimack
11:00	Private	Const.	1/2 T/L	C.T.

TOTAL COUNT OF HOUSEHOLD USERS: 145

AREA OF WASTE DISPOSAL: **All waste sent to active face:** Yes / No

IF NO: Waste Sent To:

LITTER CONTROL: Yes / No

DETAILS: Pushed Garbage - Packed Bins.

APPLICATION OF DUST SUPPRESSANT: Yes / No

DETAILS:

DAILY INSPECTION FORM COMPLETED: Yes / No

DETAILS:

COMPLAINTS RECEIVED: Yes / No

If Yes, complaint file number(s) and topic:

SIGNATURE **Print Staff Name:** P. Tra [illegible]

OFFICE USE:

Date Reviewed: **Reviewer:** **File Number:**

PRINTED BY GIGPRINT | GIGPRINT.ca | 1.800.461.5032

Township of Leeds and the Thousand Islands
1233 Prince Street, P.O. Box 280
Lansdowne, ON K0E 1L0

☑ Lansdowne
☐ Lyndhurst
☐ Escott

WASTE DISPOSAL SITE
DAILY INSPECTION FORM

DATE: April 22/23 **TIME:** 8 30 AM **STAFF:** PAUL T / ADAM B

DEFICIENCIES OBSERVED: Description / Location

Ponded Water:	Yes / No	
Windblown Litter:	Yes / No	
Leachate Springs:	Yes / No	
Animals:	Yes / No	CATS - RACOONS
Other:	Yes / No	

RECOMMENDED ACTIONS / ACTIONS TAKEN: PROPER IN A.M.

RECYCLING: **TYPE**

DATE BINS WERE ORDERED: / /

DATES BINS WERE PICKED UP: / /

REJECTED LOADS:

TIME	HAULER NAME	REASON FOR REJECTION

OTHER COMMENTS / OBSERVATIONS PUSHED GARBAGE - PACKED BINS - PUSHED BRUSH - LEAVES.

COMMERCIAL HAULER OR LARGE LOADS

Time	Hauler	Material	Quantity (estimate volume & weight)	Visual Check (Yes/No)

TOTAL COUNT OF HOUSEHOLD USERS: 280

AREA OF WASTE DISPOSAL: All waste sent to active face: Yes / No

IF NO: Waste Sent To:

LITTER CONTROL: Yes / No

DETAILS: CLEAN UP BELOW WORK AREAS BINS

APPLICATION OF DUST SUPPRESSANT: Yes / No

DETAILS:

DAILY INSPECTION FORM COMPLETED: Yes / No

DETAILS:

COMPLAINTS RECEIVED: Yes / No

If Yes, complaint file number(s) and topic:

SIGNATURE **Print Staff Name:** P. TRAPANO

OFFICE USE:

Date Reviewed: **Reviewer:** **File Number:**

PRINTED BY GIGPRINT | GIGPRINT.ca | 1.800.461.5032

Township of Leeds and the Thousand Islands
1233 Prince Street, P.O. Box 280
Lansdowne, ON K0E 1L0

☑ Lansdowne
☐ Lyndhurst
☐ Escott

WASTE DISPOSAL SITE
DAILY INSPECTION FORM

DATE: April 21/23 **TIME:** 8 30 AM **STAFF:** Paul / Adam M

DEFICIENCIES OBSERVED: **Description / Location**

Ponded Water:	Yes / No	
Windblown Litter:	Yes / No	
Leachate Springs:	Yes / No	
Animals:	Yes / No	Cats + Racoons
Other:	Yes / No	

RECOMMENDED ACTIONS / ACTIONS TAKEN: Proper in A.H.

RECYCLING: **TYPE**

DATE BINS WERE ORDERED: 18/4/23 Plastic + Scrap.

DATES BINS WERE PICKED UP: 21/4/23

REJECTED LOADS:

TIME	HAULER NAME	REASON FOR REJECTION

OTHER COMMENTS / OBSERVATIONS
Fill up to Garbage - Packed Bins.
Pushed Brush + Leaves

COMMERCIAL HAULER OR LARGE LOADS

Time	Hauler	Material	Quantity (estimate volume & weight)	Visual Check (Yes/No)
10 30	Paulark	Garbage	1/2 Tn	65.00
12 00	"	"	1 T/C	30.00 (Amnesty)

TOTAL COUNT OF HOUSEHOLD USERS: 185

AREA OF WASTE DISPOSAL: **All waste sent to active face:** Yes / No

IF NO: Waste Sent To:

LITTER CONTROL: Yes / No

DETAILS:

APPLICATION OF DUST SUPPRESSANT: Yes / No

DETAILS:

DAILY INSPECTION FORM COMPLETED: Yes / No

DETAILS:

COMPLAINTS RECEIVED: Yes / No

If Yes, complaint file number(s) and topic:

SIGNATURE **Print Staff Name:** P. Trafford

OFFICE USE:

Date Reviewed: **Reviewer:** **File Number:**

PRINTED BY GIGPRINT | GIGPRINT.ca | 1.800.461.5032

Township of Leeds and the Thousand Islands
1233 Prince Street, P.O. Box 280
Lansdowne, ON K0E 1L0

☑ Lansdowne
☐ Lyndhurst
☐ Escott

WASTE DISPOSAL SITE
DAILY INSPECTION FORM

DATE: April 20/23 **TIME:** 8:30 **STAFF:** Paul / Alan M

DEFICIENCIES OBSERVED: Description / Location

Ponded Water: Yes / No
Windblown Litter: Yes / No
Leachate Springs: Yes / No
Animals: Yes / No — Cats
Other: Yes / No

RECOMMENDED ACTIONS / ACTIONS TAKEN: People in A.M

RECYCLING: **TYPE**

DATE BINS WERE ORDERED: 18/4/23 — Cardboard - Plastic

DATES BINS WERE PICKED UP: / /

REJECTED LOADS:

TIME	HAULER NAME	REASON FOR REJECTION

OTHER COMMENTS / OBSERVATIONS Packed Bins - Bushed Cardboard Leaves + Bush

COMMERCIAL HAULER OR LARGE LOADS

Time	Hauler	Material	Quantity (estimate volume & weight)	Visual Check (Yes/No)
830, 30	Fletcher	Cardboard	4 T/L	
930	Richard	"	1/2 T/L	65.00

TOTAL COUNT OF HOUSEHOLD USERS: 155

AREA OF WASTE DISPOSAL: All waste sent to active face: Yes / No

IF NO: Waste Sent To:

LITTER CONTROL: Yes / No

DETAILS: Took Fire up to Cardboard

APPLICATION OF DUST SUPPRESSANT: Yes / No

DETAILS:

DAILY INSPECTION FORM COMPLETED: Yes / No

DETAILS:

COMPLAINTS RECEIVED: Yes / No

If Yes, complaint file number(s) and topic:

SIGNATURE **Print Staff Name:** P. Trapp

OFFICE USE:

Date Reviewed: **Reviewer:** **File Number:**

PRINTED BY GIGPRINT | GIGPRINT.ca | 1.800.461.5032

Township of Leeds and the Thousand Islands
1233 Prince Street, P.O. Box 280
Lansdowne, ON K0E 1L0

- [x] Lansdowne
- [ ] Lyndhurst
- [ ] Escott

WASTE DISPOSAL SITE
DAILY INSPECTION FORM

DATE: April 18/23 **TIME:** 8:30 **STAFF:** Paul T / Steve S

DEFICIENCIES OBSERVED: Description / Location

Ponded Water:	Yes / No	
Windblown Litter:	Yes / No	
Leachate Springs:	Yes / No	
Animals:	Yes / No	Cats
Other:	Yes / No	

RECOMMENDED ACTIONS / ACTIONS TAKEN: People in A. H.

RECYCLING: **TYPE**

DATE BINS WERE ORDERED: / / Pre Ordered Plastic

DATES BINS WERE PICKED UP: / / & Paper.

REJECTED LOADS:

TIME	HAULER NAME	REASON FOR REJECTION

OTHER COMMENTS / OBSERVATIONS
THURS - CARD BOARD - PLASTIC - / TOOK FILL UP TO CARBOX
FRI - PLASTIC - SCRAP. /

COMMERCIAL HAULER OR LARGE LOADS

Time	Hauler	Material	Quantity (estimate volume & weight)	Visual Check (Yes/No)

TOTAL COUNT OF HOUSEHOLD USERS: 114

AREA OF WASTE DISPOSAL: **All waste sent to active face:** Yes / No

IF NO: Waste Sent To:

LITTER CONTROL: Yes / No

DETAILS: Pick up along Kid Road

APPLICATION OF DUST SUPPRESSANT: Yes / No

DETAILS:

DAILY INSPECTION FORM COMPLETED: Yes / No

DETAILS:

COMPLAINTS RECEIVED: Yes / No

If Yes, complaint file number(s) and topic:

SIGNATURE **Print Staff Name:** P. Trafford

OFFICE USE:

Date Reviewed: **Reviewer:** **File Number:**

PRINTED BY GIGPRINT | GIGPRINT.ca | 1.800.461.5032

Township of Leeds and the Thousand Islands

1233 Prince Street, P.O. Box 280
Lansdowne, ON K0E 1L0

☑ Lansdowne
☐ Lyndhurst
☐ Escott

WASTE DISPOSAL SITE
DAILY INSPECTION FORM

DATE: April 17/23 **TIME:** 8:30 AM **STAFF:** Paul T / Alan M

DEFICIENCIES OBSERVED: Description / Location

Ponded Water:	Yes / No	
Windblown Litter:	Yes / No	
Leachate Springs:	Yes / No	
Animals:	Yes / No	
Other:	Yes / No	

RECOMMENDED ACTIONS / ACTIONS TAKEN: Pumped in D-H.

RECYCLING: **TYPE**

DATE BINS WERE ORDERED: / / Called for Tire

DATES BINS WERE PICKED UP: / / Pick up

REJECTED LOADS:

TIME	HAULER NAME	REASON FOR REJECTION

OTHER COMMENTS / OBSERVATIONS Backhoe to Escott. — Bins Packed + Cardboard Pushed Lansdowne

COMMERCIAL HAULER OR LARGE LOADS

Time	Hauler	Material	Quantity (estimate volume & weight)	Visual Check (Yes/No)
7-8:30	Fletcher	Cardboard	4 T/L	Village

TOTAL COUNT OF HOUSEHOLD USERS: 122

AREA OF WASTE DISPOSAL: All waste sent to active face: Yes / No

IF NO: Waste Sent To:

LITTER CONTROL: Yes / No

DETAILS: Brush + heat Pile Pushed Back

APPLICATION OF DUST SUPPRESSANT: Yes / No

DETAILS:

DAILY INSPECTION FORM COMPLETED: Yes / No

DETAILS:

COMPLAINTS RECEIVED: Yes / No

If Yes, complaint file number(s) and topic:

SIGNATURE **Print Staff Name:** P. Trafford

OFFICE USE:

Date Reviewed: **Reviewer:** **File Number:**

PRINTED BY GIGPRINT | GIGPRINT.ca | 1.800.461.5032

Township of Leeds and the Thousand Islands
1233 Prince Street, P.O. Box 280
Lansdowne, ON K0E 1L0

☒ Lansdowne
☐ Lyndhurst
☐ Escott

WASTE DISPOSAL SITE
DAILY INSPECTION FORM

DATE: April 15/23 **TIME:** 8:30 AM **STAFF:** Paul / Stephen

DEFICIENCIES OBSERVED: Description / Location

Ponded Water:	Yes / No	
Windblown Litter:	Yes / No	
Leachate Springs:	Yes / No	
Animals:	Yes / No	Cats
Other:	Yes / No	

RECOMMENDED ACTIONS / ACTIONS TAKEN: People in A.H.

RECYCLING: **TYPE**

DATE BINS WERE ORDERED: / /

DATES BINS WERE PICKED UP: / /

REJECTED LOADS:

TIME	HAULER NAME	REASON FOR REJECTION
10:40	Private	Elizabeth St Gan.
3:45	"	Caledon St Gananoque

OTHER COMMENTS / OBSERVATIONS Pushed Garbage on Hill / Pushed Brush & Gravel / Packed Bins

COMMERCIAL HAULER OR LARGE LOADS

Time	Hauler	Material	Quantity (estimate volume & weight)	Visual Check (Yes/No)
10:30	Prevatt	Garbage	1 T/L	Amnest X
11:00	"	"	1 T/L	"
1:30	"	"	1 T/L	"
2:00	"	Const	1/2 T/L	05:00

TOTAL COUNT OF HOUSEHOLD USERS: 282

AREA OF WASTE DISPOSAL: All waste sent to active face: Yes / No

IF NO: Waste Sent To:

LITTER CONTROL: Yes / No

DETAILS: Took Loads of Fill up to Garbage

APPLICATION OF DUST SUPPRESSANT: Yes / No

DETAILS:

DAILY INSPECTION FORM COMPLETED: Yes / No

DETAILS:

COMPLAINTS RECEIVED: Yes / No

If Yes, complaint file number(s) and topic:

SIGNATURE **Print Staff Name:** P. Trafford

OFFICE USE:

Reviewer: **File Number:**

5032

Township of Leeds and the Thousand Islands
1233 Prince Street, P.O. Box 280
Lansdowne, ON K0E 1L0

☑ Lansdowne
☐ Lyndhurst
☐ Escott

WASTE DISPOSAL SITE
DAILY INSPECTION FORM

DATE: April 14/23 **TIME:** 8:30 am **STAFF:** Paul J / Allan M

DEFICIENCIES OBSERVED: Description / Location

Ponded Water:	(Yes) / No	
Windblown Litter:	(Yes) / No	
Leachate Springs:	Yes / (No)	
Animals:	(Yes) / No	Cows
Other:	Yes / (No)	

RECOMMENDED ACTIONS / ACTIONS TAKEN: Proper in A-H.

RECYCLING: **TYPE**

DATE BINS WERE ORDERED: / / Plastic - Cardboard -

DATES BINS WERE PICKED UP: 14/4/23 Paper - Scrap

REJECTED LOADS:

TIME	HAULER NAME	REASON FOR REJECTION
12:40	Private	Syp & Charles Gannwood

OTHER COMMENTS / OBSERVATIONS Pick up around Paper & Electronic Bins.

COMMERCIAL HAULER OR LARGE LOADS

Time	Hauler	Material	Quantity (estimate volume & weight)	Visual Check (Yes/No)
10:30	Private	Cardboard	1/2 T/C	Cs. od
3:00	"	"	1 T/C	Amnesty

TOTAL COUNT OF HOUSEHOLD USERS: 169

AREA OF WASTE DISPOSAL: All waste sent to active face: (Yes) / No

IF NO: Waste Sent To:

LITTER CONTROL: (Yes) / No

DETAILS: Pushed Cardboard / Packed Bins

APPLICATION OF DUST SUPPRESSANT: Yes / (No)

DETAILS:

DAILY INSPECTION FORM COMPLETED: (Yes) / No

DETAILS:

COMPLAINTS RECEIVED: Yes / (No)

If Yes, complaint file number(s) and topic:

SIGNATURE **Print Staff Name:** P. Tamborro

OFFICE USE:

Date Reviewed: **Reviewer:** **File Number:**

PRINTED BY GIGPRINT | GIGPRINT.ca | 1.800.461.5032

Township of Leeds and the Thousand Islands
1233 Prince Street, P.O. Box 280
Lansdowne, ON K0E 1L0

☑ Lansdowne
☐ Lyndhurst
☐ Escott

WASTE DISPOSAL SITE
DAILY INSPECTION FORM

DATE: April 13/23 **TIME:** 8:30 AM **STAFF:** Paul T / Alan M

DEFICIENCIES OBSERVED: Description / Location

Ponded Water:	Yes / No	
Windblown Litter:	Yes / No	
Leachate Springs:	Yes / No	
Animals:	Yes / No	Cows
Other:	Yes / No	

RECOMMENDED ACTIONS / ACTIONS TAKEN: People in A.M

RECYCLING: **TYPE**

DATE BINS WERE ORDERED: / /

DATES BINS WERE PICKED UP: / /

REJECTED LOADS:

TIME	HAULER NAME	REASON FOR REJECTION

OTHER COMMENTS / OBSERVATIONS Paper Bins - Pushed Cardboard / Leaves + Brush

COMMERCIAL HAULER OR LARGE LOADS

Time	Hauler	Material	Quantity (estimate volume & weight)	Visual Check (Yes/No)
8:30/1:30	Fortemill	Cardboard	4 T/L	
9:30	Pinnon	Cardboard	1/2 T/L	65.00
1:00	"	"	1 T/L	Amnesty
1:45	"	"	1 T/L	"

TOTAL COUNT OF HOUSEHOLD USERS: 186

AREA OF WASTE DISPOSAL: All waste sent to active face: Yes / No

IF NO: Waste Sent To:

LITTER CONTROL: Yes / No

DETAILS: Took Fill up Nice. / Picked Up Around Paper Bins.

APPLICATION OF DUST SUPPRESSANT: Yes / No

DETAILS:

DAILY INSPECTION FORM COMPLETED: Yes / No

DETAILS:

COMPLAINTS RECEIVED: Yes / No

If Yes, complaint file number(s) and topic:

SIGNATURE **Print Staff Name:** P. Trafford

OFFICE USE:

Date Reviewed: **Reviewer:** **File Number:**

PRINTED BY GIGPRINT | GIGPRINT.ca | 1.800.461.5032

Township of Leeds and the Thousand Islands
1233 Prince Street, P.O. Box 280
Lansdowne, ON K0E 1L0

☑ Lansdowne
☐ Lyndhurst
☐ Escott

WASTE DISPOSAL SITE
DAILY INSPECTION FORM

DATE: April 11/23 **TIME:** 830 **STAFF:** Paul T / Jason S

DEFICIENCIES OBSERVED: Description / Location

Ponded Water:	Yes / No	
Windblown Litter:	Yes / No	
Leachate Springs:	Yes / No	
Animals:	Yes / No	
Other:	Yes / No	

RECOMMENDED ACTIONS / ACTIONS TAKEN: People in A-H

RECYCLING: **TYPE**

DATE BINS WERE ORDERED: / / Blue Ontario Plastic & Paper

DATES BINS WERE PICKED UP: / /

REJECTED LOADS:

TIME	HAULER NAME	REASON FOR REJECTION

OTHER COMMENTS / OBSERVATIONS Bins for Friday Cardboard - Plastic - Scrap - Paper / Pushing Garbage Packed Bins

COMMERCIAL HAULER OR LARGE LOADS

Time	Hauler	Material	Quantity (estimate volume & weight)	Visual Check (Yes/No)
7:00-8:15	Fletcher	Garbage	4 T/L	Village

TOTAL COUNT OF HOUSEHOLD USERS: 230

AREA OF WASTE DISPOSAL: **All waste sent to active face:** Yes / No

IF NO: Waste Sent To:

LITTER CONTROL: Yes / No

DETAILS: Back now to Escott to Pack Bins

APPLICATION OF DUST SUPPRESSANT: Yes / No

DETAILS:

DAILY INSPECTION FORM COMPLETED: Yes / No

DETAILS:

COMPLAINTS RECEIVED: Yes / No

If Yes, complaint file number(s) and topic:

SIGNATURE **Print Staff Name:** P Trafford

OFFICE USE:

Date Reviewed: **Reviewer:** **File Number:**

PRINTED BY GIGPRINT | GIGPRINT.ca | 1.800.461.5032

Township of Leeds and the Thousand Islands
1233 Prince Street, P.O. Box 280
Lansdowne, ON K0E 1L0

☑ Lansdowne
☐ Lyndhurst
☐ Escott

WASTE DISPOSAL SITE
DAILY INSPECTION FORM

DATE: April 8/23 **TIME:** 830 am **STAFF:** Paul T / Steven A

DEFICIENCIES OBSERVED: Description / Location

Ponded Water:	Yes / No	
Windblown Litter:	Yes / No	
Leachate Springs:	Yes / No	
Animals:	Yes / No	Cats
Other:	Yes / No	

RECOMMENDED ACTIONS / ACTIONS TAKEN: People in A.M

RECYCLING: **TYPE**

DATE BINS WERE ORDERED: / /

DATES BINS WERE PICKED UP: / /

REJECTED LOADS:

TIME	HAULER NAME	REASON FOR REJECTION

OTHER COMMENTS / OBSERVATIONS Packer Bins – Posted Garbage on Hill

COMMERCIAL HAULER OR LARGE LOADS

Time	Hauler	Material	Quantity (estimate volume & weight)	Visual Check (Yes/No)
915	Prillark	Garbage	1 T/C	Amnesty
1230	"	"	½ T/C	$5.00

TOTAL COUNT OF HOUSEHOLD USERS: 311

AREA OF WASTE DISPOSAL: All waste sent to active face: Yes / No

IF NO: Waste Sent To:

LITTER CONTROL: Yes / No

DETAILS:

APPLICATION OF DUST SUPPRESSANT: Yes / No

DETAILS:

DAILY INSPECTION FORM COMPLETED: Yes / No

DETAILS:

COMPLAINTS RECEIVED: Yes / No

If Yes, complaint file number(s) and topic:

SIGNATURE **Print Staff Name:** P. Tarbotton

OFFICE USE:

Date Reviewed: **Reviewer:** **File Number:**

PRINTED BY GIGPRINT | GIGPRINT.ca | 1.800.461.5032

Township of Leeds and the Thousand Islands
1233 Prince Street, P.O. Box 280
Lansdowne, ON K0E 1L0

☑ Lansdowne
☐ Lyndhurst
☐ Escott

WASTE DISPOSAL SITE
DAILY INSPECTION FORM

DATE: April 6/23 **TIME:** 830 **STAFF:** Paul T / Steve A.

DEFICIENCIES OBSERVED: Description / Location

Ponded Water:	Yes / No	
Windblown Litter:	Yes / No	
Leachate Springs:	Yes / No	
Animals:	Yes / No	Cats
Other:	Yes / No	

RECOMMENDED ACTIONS / ACTIONS TAKEN:
Program A.M.

RECYCLING: **TYPE**

DATE BINS WERE ORDERED: 3/4/23 Cardboard + Plastic

DATES BINS WERE PICKED UP: 6/4/23

REJECTED LOADS:

TIME	HAULER NAME	REASON FOR REJECTION

OTHER COMMENTS / OBSERVATIONS
Backhoe to Relocate Box Bins.
Packed Bins Pushed Garbage Back.

COMMERCIAL HAULER OR LARGE LOADS

Time	Hauler	Material	Quantity (estimate volume & weight)	Visual Check (Yes/No)
8 30/30	Fletcher	Garbage	4 T/L	

TOTAL COUNT OF HOUSEHOLD USERS: 158

AREA OF WASTE DISPOSAL: **All waste sent to active face:** Yes / No
IF NO: Waste Sent To: Dozer in Load. 5/4/23

LITTER CONTROL: Yes / No
DETAILS: Jugs Brought From Lyndhurst.

APPLICATION OF DUST SUPPRESSANT: Yes / No
DETAILS:

DAILY INSPECTION FORM COMPLETED: Yes / No
DETAILS:

COMPLAINTS RECEIVED: Yes / No
If Yes, complaint file number(s) and topic:

SIGNATURE **Print Staff Name:** P. Trafford

OFFICE USE:
Date Reviewed: **Reviewer:** **File Number:**

PRINTED BY GIGPRINT | GIGPRINT.ca | 1.800.461.5032

Township of Leeds and the Thousand Islands

1233 Prince Street, P.O. Box 280
Lansdowne, ON K0E 1L0

- [x] Lansdowne
- [ ] Lyndhurst
- [ ] Escott

WASTE DISPOSAL SITE
DAILY INSPECTION FORM

DATE: April 4/23 **TIME:** 8:30 **STAFF:** Paul / Jonas S

DEFICIENCIES OBSERVED: Description / Location

Ponded Water:	Yes / No	
Windblown Litter:	Yes / No	
Leachate Springs:	Yes / No	
Animals:	Yes / No	Crows
Other:	Yes / No	

RECOMMENDED ACTIONS / ACTIONS TAKEN: People in A.M

RECYCLING: **TYPE**

DATE BINS WERE ORDERED: / / Pre Ordered Paper

DATES BINS WERE PICKED UP: / / & Plastic.

REJECTED LOADS:

TIME	HAULER NAME	REASON FOR REJECTION

OTHER COMMENTS / OBSERVATIONS
Bins ordered for Thursday Cardboard & Plastics.

COMMERCIAL HAULER OR LARGE LOADS

Time	Hauler	Material	Quantity (estimate volume & weight)	Visual Check (Yes/No)
12:30	Private	Garbage	1 T/L	Amnesty
3:25	"	" Par Park Hollow	1 T/L	"

TOTAL COUNT OF HOUSEHOLD USERS: 114

AREA OF WASTE DISPOSAL: All waste sent to active face: Yes / No

IF NO: Waste Sent To:

LITTER CONTROL: Yes / No

DETAILS: Pushed Brush + Garbage / Packed Bins

APPLICATION OF DUST SUPPRESSANT: Yes / No

DETAILS:

DAILY INSPECTION FORM COMPLETED: Yes / No

DETAILS:

COMPLAINTS RECEIVED: Yes / No

If Yes, complaint file number(s) and topic:

SIGNATURE **Print Staff Name:** P. Trafford

OFFICE USE:

Date Reviewed: **Reviewer:** **File Number:**

PRINTED BY GIGPRINT | GIGPRINT.ca | 1.800.461.5032

Township of Leeds and the Thousand Islands
1233 Prince Street, P.O. Box 280
Lansdowne, ON K0E 1L0

☑ Lansdowne
☐ Lyndhurst
☐ Escott

WASTE DISPOSAL SITE
DAILY INSPECTION FORM

DATE: April 3/23 **TIME:** 830 **STAFF:** Paul T / Alan M

DEFICIENCIES OBSERVED: Description / Location

Ponded Water:	Yes / No	
Windblown Litter:	Yes / No	
Leachate Springs:	Yes / No	
Animals:	Yes / No	Cats
Other:	Yes / No	

RECOMMENDED ACTIONS / ACTIONS TAKEN: Proper in A.H.

RECYCLING: **TYPE**

DATE BINS WERE ORDERED: / /

DATES BINS WERE PICKED UP: / /

REJECTED LOADS:

TIME	HAULER NAME	REASON FOR REJECTION

OTHER COMMENTS / OBSERVATIONS Pushed Cardboard + Brush - Packed Bins

COMMERCIAL HAULER OR LARGE LOADS

Time	Hauler	Material	Quantity (estimate volume & weight)	Visual Check (Yes/No)
7AM 815	Fletcher	Cardback	4 T/L	Viewed

TOTAL COUNT OF HOUSEHOLD USERS: 163

AREA OF WASTE DISPOSAL: **All waste sent to active face:** Yes / No

IF NO: Waste Sent To:

LITTER CONTROL: Yes / No

DETAILS: Backhoe to Escott to Pack Bins + Push Cardb

APPLICATION OF DUST SUPPRESSANT: Yes / No

DETAILS:

DAILY INSPECTION FORM COMPLETED: Yes / No

DETAILS:

COMPLAINTS RECEIVED: Yes / No

If Yes, complaint file number(s) and topic:

SIGNATURE **Print Staff Name:** P. Tuppenny

OFFICE USE:

Date Reviewed: **Reviewer:** **File Number:**

PRINTED BY GIGPRINT | GIGPRINT.ca | 1.800.461.5032

Township of Leeds and the Thousand Islands
1233 Prince Street, P.O. Box 280
Lansdowne, ON K0E 1L0

☑ Lansdowne
☐ Lyndhurst
☐ Escott

WASTE DISPOSAL SITE
DAILY INSPECTION FORM

DATE: April 1/23 **TIME:** 8:15 **STAFF:** Paul / ALB.

DEFICIENCIES OBSERVED: Description / Location

Ponded Water:	Yes / No	
Windblown Litter:	Yes / No	
Leachate Springs:	Yes / No	
Animals:	Yes / No	Cats
Other:	Yes / No	

RECOMMENDED ACTIONS / ACTIONS TAKEN: Proper in A.H

RECYCLING: **TYPE**

DATE BINS WERE ORDERED: / /

DATES BINS WERE PICKED UP: / /

REJECTED LOADS:

TIME	HAULER NAME	REASON FOR REJECTION
12:10	Private	Rubber Alle Tracing Const Waste
12:25	"	Black Bags - No Const. Tag - 216 Thomas Rd.

OTHER COMMENTS / OBSERVATIONS

COMMERCIAL HAULER OR LARGE LOADS

Time	Hauler	Material	Quantity (estimate volume & weight)	Visual Check (Yes/No)
15:15	Private	Const Waste	1/2 Ton	Y

TOTAL COUNT OF HOUSEHOLD USERS: 222

AREA OF WASTE DISPOSAL: All waste sent to active face: Yes / No

IF NO: Waste Sent To:

LITTER CONTROL: Yes / No

DETAILS: Pushed Garbage on Hill / Packed Bins

APPLICATION OF DUST SUPPRESSANT: Yes / No

DETAILS:

DAILY INSPECTION FORM COMPLETED: Yes / No

DETAILS:

COMPLAINTS RECEIVED: Yes / No

If Yes, complaint file number(s) and topic:

SIGNATURE **Print Staff Name:** P. Trotter

OFFICE USE:

Date Reviewed: **Reviewer:** **File Number:**

PRINTED BY GIGPRINT | GIGPRINT.ca | 1.800.461.5032

Township of Leeds and the Thousand Islands
1233 Prince Street, P.O. Box 280
Lansdowne, ON K0E 1L0

☑ Lansdowne
☐ Lyndhurst
☐ Escott

WASTE DISPOSAL SITE
DAILY INSPECTION FORM

DATE: Mar 31/23 **TIME:** 8:15 **STAFF:** Paul T / Steve A.

DEFICIENCIES OBSERVED: **Description / Location**

Ponded Water:	(Yes) / No	
Windblown Litter:	(Yes) / No	
Leachate Springs:	Yes / (No)	
Animals:	(Yes) / No	Cats
Other:	Yes / (No)	

RECOMMENDED ACTIONS / ACTIONS TAKEN: People in A.H.

RECYCLING: **TYPE**

DATE BINS WERE ORDERED: 28/3/23 Cardboard – Plastic –

DATES BINS WERE PICKED UP: 31/3/23 Paper

REJECTED LOADS:

TIME	HAULER NAME	REASON FOR REJECTION

OTHER COMMENTS / OBSERVATIONS
Backhoe Greased – Bins Packed – Haulers moved – Backhoe to Escott to Push Garbage

COMMERCIAL HAULER OR LARGE LOADS

Time	Hauler	Material	Quantity (estimate volume & weight)	Visual Check (Yes/No)
11:45	Private	Cardboard	1/2 T/L	65.00

TOTAL COUNT OF HOUSEHOLD USERS: 110

AREA OF WASTE DISPOSAL: **All waste sent to active face:** (Yes) / No

IF NO: Waste Sent To: _____

LITTER CONTROL: (Yes) / No

DETAILS: Picked up around Paper Bins –

APPLICATION OF DUST SUPPRESSANT: Yes / (No)

DETAILS: _____

DAILY INSPECTION FORM COMPLETED: (Yes) / No

DETAILS: _____

COMPLAINTS RECEIVED: Yes / (No)

If Yes, complaint file number(s) and topic: _____

SIGNATURE _____ **Print Staff Name:** P. Trotford

OFFICE USE:

Date Reviewed: _____ **Reviewer:** _____ **File Number:** _____

PRINTED BY GIGPRINT | GIGPRINT.ca | 1.800.461.5032

Township of Leeds and the Thousand Islands
1233 Prince Street, P.O. Box 280
Lansdowne, ON K0E 1L0

- [x] Lansdowne
- [ ] Lyndhurst
- [ ] Escott

WASTE DISPOSAL SITE
DAILY INSPECTION FORM

DATE: Mar 30/23 **TIME:** 8:15 **STAFF:** PaulT / ACB

DEFICIENCIES OBSERVED: Description / Location

Ponded Water:	Yes / No	
Windblown Litter:	Yes / No	
Leachate Springs:	Yes / No	
Animals:	Yes / No	
Other:	Yes / No	

RECOMMENDED ACTIONS / ACTIONS TAKEN: Proper in A.H.

RECYCLING: **TYPE**

DATE BINS WERE ORDERED: / /

DATES BINS WERE PICKED UP: / /

REJECTED LOADS:

TIME	HAULER NAME	REASON FOR REJECTION

OTHER COMMENTS / OBSERVATIONS Dozer in Mar 29/23 to push Garbage - Compost Change Mar 29/23

COMMERCIAL HAULER OR LARGE LOADS

Time	Hauler	Material	Quantity (estimate volume & weight)	Visual Check (Yes/No)
8:30-1:30	Fletcher	Garbage	4 T/C	
1:20	Private	"	1 T/C	Amnesty

TOTAL COUNT OF HOUSEHOLD USERS: (0)

AREA OF WASTE DISPOSAL: **All waste sent to active face:** Yes / No

IF NO: Waste Sent To:

LITTER CONTROL: Yes / No

DETAILS:

APPLICATION OF DUST SUPPRESSANT: Yes / No

DETAILS:

DAILY INSPECTION FORM COMPLETED: Yes / No

DETAILS:

COMPLAINTS RECEIVED: Yes / No

If Yes, complaint file number(s) and topic:

SIGNATURE **Print Staff Name:** P. Trafford

OFFICE USE:

Date Reviewed: **Reviewer:** **File Number:**

PRINTED BY GIGPRINT | GIGPRINT.ca | 1.800.461.5032

Township of Leeds and the Thousand Islands

1233 Prince Street, P.O. Box 280
Lansdowne, ON K0E 1L0

- [x] Lansdowne
- [ ] Lyndhurst
- [ ] Escott

WASTE DISPOSAL SITE
DAILY INSPECTION FORM

DATE: MAR 28/23 **TIME:** 8:15 **STAFF:** Paul / Jonas

DEFICIENCIES OBSERVED: Description / Location

Ponded Water:	Yes / No	
Windblown Litter:	Yes / No	
Leachate Springs:	Yes / No	
Animals:	Yes / No	Cats
Other:	Yes / No	

RECOMMENDED ACTIONS / ACTIONS TAKEN: Pages in A.M.

RECYCLING:

DATE BINS WERE ORDERED: / /

DATES BINS WERE PICKED UP: / /

TYPE Pre Crushed Plastic + Paper

REJECTED LOADS:

TIME	HAULER NAME	REASON FOR REJECTION

OTHER COMMENTS / OBSERVATIONS For Friday — Cardboard Plastic Paper

COMMERCIAL HAULER OR LARGE LOADS

Time	Hauler	Material	Quantity (estimate volume & weight)	Visual Check (Yes/No)

TOTAL COUNT OF HOUSEHOLD USERS: 116

AREA OF WASTE DISPOSAL: All waste sent to active face: Yes / No

IF NO: Waste Sent To:

LITTER CONTROL: Yes / No

DETAILS: Packing Bins — Plastic Bags

APPLICATION OF DUST SUPPRESSANT: Yes / No

DETAILS:

DAILY INSPECTION FORM COMPLETED: Yes / No

DETAILS:

COMPLAINTS RECEIVED: Yes / No

If Yes, complaint file number(s) and topic:

SIGNATURE **Print Staff Name:** P. Trapp

OFFICE USE:

Date Reviewed: **Reviewer:** **File Number:**

PRINTED BY GIGPRINT | GIGPRINT.ca | 1.800.461.5032

Township of Leeds and the Thousand Islands

1233 Prince Street, P.O. Box 280
Lansdowne, ON K0E 1L0

- [x] Lansdowne
- [ ] Lyndhurst
- [ ] Escott

WASTE DISPOSAL SITE
DAILY INSPECTION FORM

DATE: Mar 27/23 **TIME:** 8:15 **STAFF:** Paul

DEFICIENCIES OBSERVED: Description / Location

Ponded Water:	Yes / No	
Windblown Litter:	Yes / No	
Leachate Springs:	Yes / No	
Animals:	Yes / No	Crows
Other:	Yes / No	

RECOMMENDED ACTIONS / ACTIONS TAKEN: People in A-H

RECYCLING: **TYPE**

DATE BINS WERE ORDERED: / /

DATES BINS WERE PICKED UP: / /

REJECTED LOADS:

TIME	HAULER NAME	REASON FOR REJECTION

OTHER COMMENTS / OBSERVATIONS
AL McCrae Ordered 3 Bins for Escott for this week - Metal - Cardboard / Plastic

COMMERCIAL HAULER OR LARGE LOADS

Time	Hauler	Material	Quantity (estimate volume & weight)	Visual Check (Yes/No)
7:30-8:30	Fortemer	Cardboard	4 TIL	Visual

TOTAL COUNT OF HOUSEHOLD USERS: 111

AREA OF WASTE DISPOSAL: All waste sent to active face: Yes / No

IF NO: Waste Sent To:

LITTER CONTROL: Yes / No

DETAILS: Placed Bins - Picking Cardboard

APPLICATION OF DUST SUPPRESSANT: Yes / No

DETAILS:

DAILY INSPECTION FORM COMPLETED: Yes / No

DETAILS:

COMPLAINTS RECEIVED: Yes / No

If Yes, complaint file number(s) and topic:

SIGNATURE **Print Staff Name:** Paul Forman

OFFICE USE:

Date Reviewed: **Reviewer:** **File Number:**

PRINTED BY GIGPRINT | GIGPRINT.ca | 1.800.461.5032

Township of Leeds and the Thousand Islands
1233 Prince Street, P.O. Box 280
Lansdowne, ON K0E 1L0

☐ Lansdowne
☐ Lyndhurst
☐ Escott

WASTE DISPOSAL SITE
DAILY INSPECTION FORM

DATE: Mar 25/23 **TIME:** 8:15 **STAFF:** Brent / Steve A.

DEFICIENCIES OBSERVED: Description / Location

Ponded Water:	Yes / No	
Windblown Litter:	Yes / No	
Leachate Springs:	Yes / No	
Animals:	Yes / No	Cats
Other:	Yes / No	

RECOMMENDED ACTIONS / ACTIONS TAKEN: People in AM.
Cameras at Gate

RECYCLING: **TYPE**

DATE BINS WERE ORDERED: / /

DATES BINS WERE PICKED UP: / /

REJECTED LOADS:

TIME	HAULER NAME	REASON FOR REJECTION

OTHER COMMENTS / OBSERVATIONS Beachpoint Road

COMMERCIAL HAULER OR LARGE LOADS

Time	Hauler	Material	Quantity (estimate volume & weight)	Visual Check (Yes/No)

TOTAL COUNT OF HOUSEHOLD USERS: 208

AREA OF WASTE DISPOSAL: All waste sent to active face: Yes / No

IF NO: Waste Sent To:

LITTER CONTROL: Yes / No

DETAILS: Placing Bins - Pushing Garbage

APPLICATION OF DUST SUPPRESSANT: Yes / No

DETAILS:

DAILY INSPECTION FORM COMPLETED: Yes / No

DETAILS:

COMPLAINTS RECEIVED: Yes / No

If Yes, complaint file number(s) and topic:

SIGNATURE **Print Staff Name:** R. Trotterno

OFFICE USE:

Date Reviewed: **Reviewer:** **File Number:**

PRINTED BY GIGPRINT | GIGPRINT.ca | 1.800.461.5032

Township of Leeds and the Thousand Islands
1233 Prince Street, P.O. Box 280
Lansdowne, ON K0E 1L0

☑ Lansdowne
☐ Lyndhurst
☐ Escott

WASTE DISPOSAL SITE
DAILY INSPECTION FORM

DATE: MAR 24/23 **TIME:** 8:15 **STAFF:** PAUL / ALB.

DEFICIENCIES OBSERVED: Description / Location

Ponded Water:	Yes / No	
Windblown Litter:	Yes / No	
Leachate Springs:	Yes / No	
Animals:	Yes / No	CATS
Other:	Yes / No	

RECOMMENDED ACTIONS / ACTIONS TAKEN: People in A.M.

RECYCLING: **TYPE**

DATE BINS WERE ORDERED: 20/3/23 Cardboard - Plastic -

DATES BINS WERE PICKED UP: 24/3/23 Scrap

REJECTED LOADS:

TIME	HAULER NAME	REASON FOR REJECTION

OTHER COMMENTS / OBSERVATIONS BACKHOE TO ESCOTT TO PACK BINS & POSTI CARRIER

COMMERCIAL HAULER OR LARGE LOADS

Time	Hauler	Material	Quantity (estimate volume & weight)	Visual Check (Yes/No)
10:30	PRIVATE	GARBAGE	1/2 T/C	CLEAN
12:30	PRIVATE	COUCH		

TOTAL COUNT OF HOUSEHOLD USERS: 135

AREA OF WASTE DISPOSAL: **All waste sent to active face:** Yes / No

IF NO: Waste Sent To:

LITTER CONTROL: Yes / No

DETAILS: POSTED CARRIER - BRUSH

APPLICATION OF DUST SUPPRESSANT: Yes / No

DETAILS:

DAILY INSPECTION FORM COMPLETED: Yes / No

DETAILS:

COMPLAINTS RECEIVED: Yes / No

If Yes, complaint file number(s) and topic:

SIGNATURE **Print Staff Name:** P. TRAFFORD

OFFICE USE:

Date Reviewed: **Reviewer:** **File Number:**

PRINTED BY GIGPRINT | GIGPRINT.ca | 1.800.461.5032

Township of Leeds and the Thousand Islands

1233 Prince Street, P.O. Box 280
Lansdowne, ON K0E 1L0

- [x] Lansdowne
- [ ] Lyndhurst
- [ ] Escott

WASTE DISPOSAL SITE
DAILY INSPECTION FORM

DATE: Mar 23/23 **TIME:** 8:15 **STAFF:** Paul / Adam Mc

DEFICIENCIES OBSERVED:

		Description / Location
Ponded Water:	Yes / No	
Windblown Litter:	Yes / No	Pick up around Bins
Leachate Springs:	Yes / No	
Animals:	Yes / No	Cats
Other:	Yes / No	

RECOMMENDED ACTIONS / ACTIONS TAKEN: People in A.M.

RECYCLING: **TYPE**

DATE BINS WERE ORDERED: / /

DATES BINS WERE PICKED UP: / /

REJECTED LOADS:

TIME	HAULER NAME	REASON FOR REJECTION

OTHER COMMENTS / OBSERVATIONS
Dozer in 22/3/23 - Carrion on Road to Hill - 22/3/23

COMMERCIAL HAULER OR LARGE LOADS

Time	Hauler	Material	Quantity (estimate volume & weight)	Visual Check (Yes/No)
8:30-9:30	Flatchee	Garbage	4 T/L	
10:30	Private	"	1/2 T/L	65.00
1:30	"	"	1/2 T/L	65.00
1:45	"	"	1 T/L	Amnesty
4:00	"	"	1/2 T/L	"

TOTAL COUNT OF HOUSEHOLD USERS: 86

AREA OF WASTE DISPOSAL: All waste sent to active face: Yes / No

IF NO: Waste Sent To:

LITTER CONTROL: Yes / No

DETAILS: Pushed Garbage on Hill / Packed Bins

APPLICATION OF DUST SUPPRESSANT: Yes / No

DETAILS:

DAILY INSPECTION FORM COMPLETED: Yes / No

DETAILS:

COMPLAINTS RECEIVED: Yes / No

If Yes, complaint file number(s) and topic:

SIGNATURE **Print Staff Name:** R. Brathwaite

OFFICE USE:

Date Reviewed: **Reviewer:** **File Number:**

PRINTED BY GIGPRINT | GIGPRINT.ca | 1.800.461.5032

Township of Leeds and the Thousand Islands
1233 Prince Street, P.O. Box 280
Lansdowne, ON K0E 1L0

☒ Lansdowne
☐ Lyndhurst
☐ Escott

WASTE DISPOSAL SITE
DAILY INSPECTION FORM

DATE: Mar 21/23 **TIME:** 8:15 **STAFF:** Paul T / John S.

DEFICIENCIES OBSERVED:

		Description / Location
Ponded Water:	Yes / No	
Windblown Litter:	Yes / No	
Leachate Springs:	Yes / No	
Animals:	Yes / No	Cats
Other:	Yes / No	

RECOMMENDED ACTIONS / ACTIONS TAKEN: People in A H

RECYCLING:

DATE BINS WERE ORDERED: / /

DATES BINS WERE PICKED UP: / /

TYPE Pre Ordered Plastic + Paper

REJECTED LOADS:

TIME	HAULER NAME	REASON FOR REJECTION
3:05	Private	Commercial Double Axle

OTHER COMMENTS / OBSERVATIONS Opening Cardboard - Plastic + Scrap for Friday.

COMMERCIAL HAULER OR LARGE LOADS

Time	Hauler	Material	Quantity (estimate volume & weight)	Visual Check (Yes/No)

TOTAL COUNT OF HOUSEHOLD USERS: 114

AREA OF WASTE DISPOSAL: All waste sent to active face: Yes / No

IF NO: Waste Sent To:

LITTER CONTROL: Yes / No

DETAILS:

APPLICATION OF DUST SUPPRESSANT: Yes / No

DETAILS:

DAILY INSPECTION FORM COMPLETED: Yes / No

DETAILS:

COMPLAINTS RECEIVED: Yes / No

If Yes, complaint file number(s) and topic:

SIGNATURE **Print Staff Name:** P. Trafford

OFFICE USE:

Date Reviewed: **Reviewer:** **File Number:**

PRINTED BY GIGPRINT | GIGPRINT.ca | 1.800.461.5032

Township of Leeds and the Thousand Islands
1233 Prince Street, P.O. Box 280
Lansdowne, ON K0E 1L0

☐ Lansdowne
☐ Lyndhurst
☐ Escott

WASTE DISPOSAL SITE
DAILY INSPECTION FORM

DATE: MAR 20/23 **TIME:** 815 **STAFF:** PAUL / STEVE A

DEFICIENCIES OBSERVED: Description / Location

Ponded Water:	Yes / No	
Windblown Litter:	Yes / No	
Leachate Springs:	Yes / No	
Animals:	Yes / No	Cats
Other:	Yes / No	

RECOMMENDED ACTIONS / ACTIONS TAKEN: People in A H

RECYCLING: **TYPE**

DATE BINS WERE ORDERED: / /

DATES BINS WERE PICKED UP: / /

REJECTED LOADS:

TIME	HAULER NAME	REASON FOR REJECTION

OTHER COMMENTS / OBSERVATIONS Packed Bins
Back Nor in Rear Pile - Fire for #60

COMMERCIAL HAULER OR LARGE LOADS

Time	Hauler	Material	Quantity (estimate volume & weight)	Visual Check (Yes/No)
720-830	Fletcher	Garbage	4T/L	Village

TOTAL COUNT OF HOUSEHOLD USERS: 138

AREA OF WASTE DISPOSAL: All waste sent to active face: Yes / No

IF NO: Waste Sent To:

LITTER CONTROL: Yes / No

DETAILS: Pushed Garbage on Hill

APPLICATION OF DUST SUPPRESSANT: Yes / No

DETAILS:

DAILY INSPECTION FORM COMPLETED: Yes / No

DETAILS:

COMPLAINTS RECEIVED: Yes / No

If Yes, complaint file number(s) and topic:

SIGNATURE **Print Staff Name:** R Thompson

OFFICE USE:

Date Reviewed: **Reviewer:** **File Number:**

PRINTED BY GIGPRINT | GIGPRINT.ca | 1.800.461.5032

Township of Leeds and the Thousand Islands
1233 Prince Street, P.O. Box 280
Lansdowne, ON K0E 1L0

- [x] Lansdowne
- [ ] Lyndhurst
- [ ] Escott

WASTE DISPOSAL SITE
DAILY INSPECTION FORM

DATE: Mar 18/23 **TIME:** 815 AM **STAFF:** Paul / Steve A.

DEFICIENCIES OBSERVED: Description / Location

Ponded Water:	Yes / No	
Windblown Litter:	Yes / No	
Leachate Springs:	Yes / No	
Animals:	Yes / No	Cats
Other:	Yes / No	

RECOMMENDED ACTIONS / ACTIONS TAKEN: People in A.H

RECYCLING: **TYPE**

DATE BINS WERE ORDERED: / /

DATES BINS WERE PICKED UP: / /

REJECTED LOADS:

TIME	HAULER NAME	REASON FOR REJECTION

OTHER COMMENTS / OBSERVATIONS
Previous Bins – Posted Garbage.

COMMERCIAL HAULER OR LARGE LOADS

Time	Hauler	Material	Quantity (estimate volume & weight)	Visual Check (Yes/No)

TOTAL COUNT OF HOUSEHOLD USERS: 210

AREA OF WASTE DISPOSAL: **All waste sent to active face:** Yes / No

IF NO: Waste Sent To:

LITTER CONTROL: Yes / No

DETAILS:

APPLICATION OF DUST SUPPRESSANT: Yes / No

DETAILS:

DAILY INSPECTION FORM COMPLETED: Yes / No

DETAILS:

COMPLAINTS RECEIVED: Yes / No

If Yes, complaint file number(s) and topic:

SIGNATURE **Print Staff Name:** P. Thomas

OFFICE USE:

Date Reviewed: **Reviewer:** **File Number:**

PRINTED BY GIGPRINT | GIGPRINT.ca | 1.800.461.5032

Township of Leeds and the Thousand Islands
1233 Prince Street, P.O. Box 280
Lansdowne, ON K0E 1L0

- [x] Lansdowne
- [ ] Lyndhurst
- [ ] Escott

WASTE DISPOSAL SITE
DAILY INSPECTION FORM

DATE: Mar 17/23 **TIME:** 815 **STAFF:** Paul / AB

DEFICIENCIES OBSERVED: Description / Location

Ponded Water:	Yes / No	
Windblown Litter:	Yes / No	
Leachate Springs:	Yes / No	
Animals:	Yes / No	Cats
Other:	Yes / No	

RECOMMENDED ACTIONS / ACTIONS TAKEN: People in A-H

RECYCLING: **TYPE**

DATE BINS WERE ORDERED: 17/3/23 Plastic + Cardboard

DATES BINS WERE PICKED UP: 17/3/23

REJECTED LOADS:

TIME	HAULER NAME	REASON FOR REJECTION

OTHER COMMENTS / OBSERVATIONS Packed Bins + Back Dragged Road in + Out

COMMERCIAL HAULER OR LARGE LOADS

Time	Hauler	Material	Quantity (estimate volume & weight)	Visual Check (Yes/No)

TOTAL COUNT OF HOUSEHOLD USERS: 89

AREA OF WASTE DISPOSAL: All waste sent to active face: Yes / No

IF NO: Waste Sent To:

LITTER CONTROL: Yes / No

DETAILS:

APPLICATION OF DUST SUPPRESSANT: Yes / No

DETAILS:

DAILY INSPECTION FORM COMPLETED: Yes / No

DETAILS:

COMPLAINTS RECEIVED: Yes / No

If Yes, complaint file number(s) and topic:

SIGNATURE **Print Staff Name:** P Trafford

OFFICE USE:

Date Reviewed: **Reviewer:** **File Number:**

PRINTED BY GIGPRINT | GIGPRINT.ca | 1.800.461.5032

Township of Leeds and the Thousand Islands

1233 Prince Street, P.O. Box 280
Lansdowne, ON K0E 1L0

☑ Lansdowne
☐ Lyndhurst
☐ Escott

WASTE DISPOSAL SITE
DAILY INSPECTION FORM

DATE: Mar 16/23 **TIME:** 8:15 **STAFF:** Paul T / Steve A

DEFICIENCIES OBSERVED: Description / Location

Ponded Water: (Yes) / No
Windblown Litter: (Yes) / No
Leachate Springs: Yes / (No)
Animals: (Yes) / No — Cats
Other: Yes / (No)

RECOMMENDED ACTIONS / ACTIONS TAKEN: People in A.M.

RECYCLING: **TYPE**

DATE BINS WERE ORDERED: / / Compost Bins Changed

DATES BINS WERE PICKED UP: / / 15/3/23

REJECTED LOADS:

TIME	HAULER NAME	REASON FOR REJECTION

OTHER COMMENTS / OBSERVATIONS Packed Bins - Pushed Garbage.

COMMERCIAL HAULER OR LARGE LOADS

Time	Hauler	Material	Quantity (estimate volume & weight)	Visual Check (Yes/No)
8:30-8:45	Fletcher	Garbage	4T/L	
12:30	Prowse	Const.	1/2 T/L	65.00

TOTAL COUNT OF HOUSEHOLD USERS: 121

AREA OF WASTE DISPOSAL: All waste sent to active face: (Yes) / No

IF NO: Waste Sent To:

LITTER CONTROL: (Yes) / No

DETAILS:

APPLICATION OF DUST SUPPRESSANT: Yes / (No)

DETAILS:

DAILY INSPECTION FORM COMPLETED: (Yes) / No

DETAILS:

COMPLAINTS RECEIVED: Yes / (No)

If Yes, complaint file number(s) and topic:

SIGNATURE **Print Staff Name:** Paul Rathwell

OFFICE USE:

Date Reviewed: **Reviewer:** **File Number:**

PRINTED BY GIGPRINT | GIGPRINT.ca | 1.800.461.5032

Township of Leeds and the Thousand Islands
1233 Prince Street, P.O. Box 280
Lansdowne, ON K0E 1L0

☑ Lansdowne
☐ Lyndhurst
☐ Escott

WASTE DISPOSAL SITE
DAILY INSPECTION FORM

DATE: Mar 14/23 **TIME:** 815 **STAFF:** Paul T / John S

DEFICIENCIES OBSERVED:

		Description / Location
Ponded Water:	Yes / No	
Windblown Litter:	Yes / No	
Leachate Springs:	Yes / No	
Animals:	Yes / No	Cats
Other:	Yes / No	

RECOMMENDED ACTIONS / ACTIONS TAKEN: People in A-H

RECYCLING:

DATE BINS WERE ORDERED: / /

DATES BINS WERE PICKED UP: / /

TYPE Pre Ordered Plastic + Paper

REJECTED LOADS:

TIME	HAULER NAME	REASON FOR REJECTION

OTHER COMMENTS / OBSERVATIONS
Bins for Fibre Cardboard + Plastic - Backhoe sent in for service.

COMMERCIAL HAULER OR LARGE LOADS

Time	Hauler	Material	Quantity (estimate volume & weight)	Visual Check (Yes/No)

TOTAL COUNT OF HOUSEHOLD USERS: 72

AREA OF WASTE DISPOSAL: **All waste sent to active face:** Yes / No

IF NO: Waste Sent To:

LITTER CONTROL: Yes / No

DETAILS: Bins Packed

APPLICATION OF DUST SUPPRESSANT: Yes / No

DETAILS:

DAILY INSPECTION FORM COMPLETED: Yes / No

DETAILS:

COMPLAINTS RECEIVED: Yes / No

If Yes, complaint file number(s) and topic:

SIGNATURE **Print Staff Name:** P. Trafford

OFFICE USE:

Date Reviewed: **Reviewer:** **File Number:**

PRINTED BY GIGPRINT | GIGPRINT.ca | 1.800.461.5032

Township of Leeds and the Thousand Islands
1233 Prince Street, P.O. Box 280
Lansdowne, ON K0E 1L0

☑ Lansdowne
☐ Lyndhurst
☐ Escott

WASTE DISPOSAL SITE
DAILY INSPECTION FORM

DATE: MAR 13/23 **TIME:** 815 **STAFF:** PAUL / STEVE A

DEFICIENCIES OBSERVED: Description / Location

Ponded Water:	Yes / No	
Windblown Litter:	Yes / No	
Leachate Springs:	Yes / No	
Animals:	Yes / No	Cats
Other:	Yes / No	

RECOMMENDED ACTIONS / ACTIONS TAKEN:
People in A-H
Took Bottles From Freezer

RECYCLING: **TYPE**

DATE BINS WERE ORDERED: / /

DATES BINS WERE PICKED UP: / /

REJECTED LOADS:

TIME	HAULER NAME	REASON FOR REJECTION

OTHER COMMENTS / OBSERVATIONS
Backhoe to Escott to Place Bins & Push Cardboard / Pushed Cardboard Bags.

COMMERCIAL HAULER OR LARGE LOADS

Time	Hauler	Material	Quantity (estimate volume & weight)	Visual Check (Yes/No)
7:830	Fletcher	Cardboard	4 T/L	Viewed

TOTAL COUNT OF HOUSEHOLD USERS: 100

AREA OF WASTE DISPOSAL: **All waste sent to active face:** Yes / No

IF NO: Waste Sent To:

LITTER CONTROL: Yes / No

DETAILS: Clean up Around Bins / Packed Bins.

APPLICATION OF DUST SUPPRESSANT: Yes / No

DETAILS:

DAILY INSPECTION FORM COMPLETED: Yes / No

DETAILS:

COMPLAINTS RECEIVED: Yes / No

If Yes, complaint file number(s) and topic:

SIGNATURE **Print Staff Name:** P. Trafford

OFFICE USE:

Date Reviewed: **Reviewer:** **File Number:**

PRINTED BY GIGPRINT | GIGPRINT.ca | 1.800.461.5032

Township of Leeds and the Thousand Islands
1233 Prince Street, P.O. Box 280
Lansdowne, ON K0E 1L0

☒ Lansdowne
☐ Lyndhurst
☐ Escott

WASTE DISPOSAL SITE
DAILY INSPECTION FORM

DATE: March 1/23 **TIME:** 8:15 am **STAFF:** Brent / Steve A.

DEFICIENCIES OBSERVED: Description / Location

Ponded Water:	Yes / No	
Windblown Litter:	Yes / No	
Leachate Springs:	Yes / No	
Animals:	Yes / No	Cats - Shed
Other:	Yes / No	

RECOMMENDED ACTIONS / ACTIONS TAKEN: People in A-H.

RECYCLING: **TYPE**

DATE BINS WERE ORDERED: / /

DATES BINS WERE PICKED UP: / /

REJECTED LOADS:

TIME	HAULER NAME	REASON FOR REJECTION

OTHER COMMENTS / OBSERVATIONS Packed Bins -

COMMERCIAL HAULER OR LARGE LOADS

Time	Hauler	Material	Quantity (estimate volume & weight)	Visual Check (Yes/No)

TOTAL COUNT OF HOUSEHOLD USERS: 230

AREA OF WASTE DISPOSAL: All waste sent to active face: Yes / No

IF NO: Waste Sent To:

LITTER CONTROL: Yes / No

DETAILS: Pushed Garbage on Hill.

APPLICATION OF DUST SUPPRESSANT: Yes / No

DETAILS:

DAILY INSPECTION FORM COMPLETED: Yes / No

DETAILS:

COMPLAINTS RECEIVED: Yes / No

If Yes, complaint file number(s) and topic:

SIGNATURE **Print Staff Name:** P. Tarbard

OFFICE USE:

Date Reviewed: **Reviewer:** **File Number:**

PRINTED BY GIGPRINT | GIGPRINT.ca | 1.800.461.5032

Township of Leeds and the Thousand Islands
1233 Prince Street, P.O. Box 280
Lansdowne, ON K0E 1L0

☑ Lansdowne
☐ Lyndhurst
☐ Escott

WASTE DISPOSAL SITE
DAILY INSPECTION FORM

DATE: Mar 10/23 **TIME:** 8:15 **STAFF:** Rault / Struka

DEFICIENCIES OBSERVED:

		Description / Location
Ponded Water:	Yes / No	
Windblown Litter:	Yes / No	
Leachate Springs:	Yes / No	
Animals:	Yes / No	
Other:	Yes / No	

RECOMMENDED ACTIONS / ACTIONS TAKEN: People in A.M.

RECYCLING:

DATE BINS WERE ORDERED: 7/3/23 — Plastics Cardboard

DATES BINS WERE PICKED UP: 10/3/23 — Paper

TYPE

REJECTED LOADS:

TIME	HAULER NAME	REASON FOR REJECTION

OTHER COMMENTS / OBSERVATIONS New Posts at Gate for Sign.

COMMERCIAL HAULER OR LARGE LOADS

Time	Hauler	Material	Quantity (estimate volume & weight)	Visual Check (Yes/No)

TOTAL COUNT OF HOUSEHOLD USERS: 131

AREA OF WASTE DISPOSAL: All waste sent to active face: Yes / No

IF NO: Waste Sent To: _____

LITTER CONTROL: Yes / No

DETAILS: Pushed Garbage / Picked Bins

APPLICATION OF DUST SUPPRESSANT: Yes / No

DETAILS: _____

DAILY INSPECTION FORM COMPLETED: Yes / No

DETAILS: _____

COMPLAINTS RECEIVED: Yes / No

If Yes, complaint file number(s) and topic: _____

SIGNATURE _____ **Print Staff Name:** P. Trapanese

OFFICE USE:

Date Reviewed: _____ **Reviewer:** _____ **File Number:** _____

PRINTED BY GIGPRINT | GIGPRINT.ca | 1.800.461.5032

Township of Leeds and the Thousand Islands
1233 Prince Street, P.O. Box 280
Lansdowne, ON K0E 1L0

☒ Lansdowne
☐ Lyndhurst
☐ Escott

WASTE DISPOSAL SITE
DAILY INSPECTION FORM

DATE: Mar 9/23 **TIME:** 8:15 **STAFF:** Paul / Struan

DEFICIENCIES OBSERVED: Description / Location

Ponded Water:	Yes / No	
Windblown Litter:	Yes / No	
Leachate Springs:	Yes / No	
Animals:	Yes / No	Cats
Other:	Yes / No	

RECOMMENDED ACTIONS / ACTIONS TAKEN: People in A-H

RECYCLING: **TYPE**

DATE BINS WERE ORDERED: / /

DATES BINS WERE PICKED UP: / /

REJECTED LOADS:

TIME	HAULER NAME	REASON FOR REJECTION

OTHER COMMENTS / OBSERVATIONS Back Mor to Escott to Place Bins + Push Garbage

COMMERCIAL HAULER OR LARGE LOADS

Time	Hauler	Material	Quantity (estimate volume & weight)	Visual Check (Yes/No)
8:30-1:30	Fletcher	Garbage	4 T/L	

TOTAL COUNT OF HOUSEHOLD USERS: 95

AREA OF WASTE DISPOSAL: **All waste sent to active face:** Yes / No

IF NO: Waste Sent To:

LITTER CONTROL: Yes / No

DETAILS: Placed Bins / Pushed Garbage

APPLICATION OF DUST SUPPRESSANT: Yes / No

DETAILS:

DAILY INSPECTION FORM COMPLETED: Yes / No

DETAILS:

COMPLAINTS RECEIVED: Yes / No

If Yes, complaint file number(s) and topic:

SIGNATURE **Print Staff Name:** P. Struan

OFFICE USE:

Date Reviewed: **Reviewer:** **File Number:**

PRINTED BY GIGPRINT | GIGPRINT.ca | 1.800.461.5032

Township of Leeds and the Thousand Islands
1233 Prince Street, P.O. Box 280
Lansdowne, ON K0E 1L0

☑ Lansdowne
☐ Lyndhurst
☐ Escott

WASTE DISPOSAL SITE
DAILY INSPECTION FORM

DATE: Mar 7/23 **TIME:** 815 **STAFF:** Brett / John S

DEFICIENCIES OBSERVED:

		Description / Location
Ponded Water:	Yes / No	
Windblown Litter:	Yes / No	
Leachate Springs:	Yes / No	
Animals:	Yes / No	Cats
Other:	Yes / No	

RECOMMENDED ACTIONS / ACTIONS TAKEN: People in A.H.

RECYCLING: **TYPE**

DATE BINS WERE ORDERED: / / Pre Ordered Plastic & Paper

DATES BINS WERE PICKED UP: / /

REJECTED LOADS:

TIME	HAULER NAME	REASON FOR REJECTION

OTHER COMMENTS / OBSERVATIONS
Bins for Friday — Plastic — Cardboard — Paper

COMMERCIAL HAULER OR LARGE LOADS

Time	Hauler	Material	Quantity (estimate volume & weight)	Visual Check (Yes/No)

TOTAL COUNT OF HOUSEHOLD USERS: 106

AREA OF WASTE DISPOSAL: All waste sent to active face: Yes / No

IF NO: Waste Sent To:

LITTER CONTROL: Yes / No

DETAILS: Pushing Garbage — Packed Bins

APPLICATION OF DUST SUPPRESSANT: Yes / No

DETAILS:

DAILY INSPECTION FORM COMPLETED: Yes / No

DETAILS:

COMPLAINTS RECEIVED: Yes / No

If Yes, complaint file number(s) and topic:

SIGNATURE **Print Staff Name:** Brett Robertson

OFFICE USE:

Date Reviewed: **Reviewer:** **File Number:**

PRINTED BY GIGPRINT | GIGPRINT.ca | 1.800.461.5032

Township of Leeds and the Thousand Islands
1233 Prince Street, P.O. Box 280
Lansdowne, ON K0E 1L0

☑ Lansdowne
☐ Lyndhurst
☐ Escott

WASTE DISPOSAL SITE
DAILY INSPECTION FORM

DATE: Mar 6/23 **TIME:** 8:15 **STAFF:** Paul T / Steve A.

DEFICIENCIES OBSERVED: **Description / Location**

Ponded Water:	Yes / No	
Windblown Litter:	Yes / No	
Leachate Springs:	Yes / No	
Animals:	Yes / No	Cats
Other:	Yes / No	

RECOMMENDED ACTIONS / ACTIONS TAKEN: People in A.M.

RECYCLING: **TYPE**

DATE BINS WERE ORDERED: / /

DATES BINS WERE PICKED UP: / /

REJECTED LOADS:

TIME	HAULER NAME	REASON FOR REJECTION

OTHER COMMENTS / OBSERVATIONS Backhoe Crushing Cardboard Pushed on Hill / Bins Packed

COMMERCIAL HAULER OR LARGE LOADS

Time	Hauler	Material	Quantity (estimate volume & weight)	Visual Check (Yes/No)
7:00–8:30	Fluterer	Cardboard	4 T/L	Victoria

TOTAL COUNT OF HOUSEHOLD USERS: 102

AREA OF WASTE DISPOSAL: **All waste sent to active face:** Yes / No

IF NO: Waste Sent To:

LITTER CONTROL: Yes / No

DETAILS: Clean up around Bins on Ramp.

APPLICATION OF DUST SUPPRESSANT: Yes / No

DETAILS:

DAILY INSPECTION FORM COMPLETED: Yes / No

DETAILS:

COMPLAINTS RECEIVED: Yes / No

If Yes, complaint file number(s) and topic:

SIGNATURE **Print Staff Name:** P. Tamblyn

OFFICE USE:

Date Reviewed: **Reviewer:** **File Number:**

PRINTED BY GIGPRINT | GIGPRINT.ca | 1.800.461.5032

Township of Leeds and the Thousand Islands
1233 Prince Street, P.O. Box 280
Lansdowne, ON K0E 1L0

☑ Lansdowne
☐ Lyndhurst
☐ Escott

WASTE DISPOSAL SITE
DAILY INSPECTION FORM

DATE: Mar 4/23 **TIME:** 815 **STAFF:** Paul

DEFICIENCIES OBSERVED:

		Description / Location
Ponded Water:	Yes / No	
Windblown Litter:	Yes / No	
Leachate Springs:	Yes / No	
Animals:	Yes / No	Cats
Other:	Yes / No	

RECOMMENDED ACTIONS / ACTIONS TAKEN: People in AH

RECYCLING: **TYPE**

DATE BINS WERE ORDERED: / /

DATES BINS WERE PICKED UP: / /

REJECTED LOADS:

TIME	HAULER NAME	REASON FOR REJECTION

OTHER COMMENTS / OBSERVATIONS Lots of Snow - Plowed Around Compound

COMMERCIAL HAULER OR LARGE LOADS

Time	Hauler	Material	Quantity (estimate volume & weight)	Visual Check (Yes/No)

TOTAL COUNT OF HOUSEHOLD USERS: 117

AREA OF WASTE DISPOSAL: **All waste sent to active face:** Yes / No

IF NO: Waste Sent To:

LITTER CONTROL: Yes / No

DETAILS: Packing Bins / Pushing Garbage

APPLICATION OF DUST SUPPRESSANT: Yes / No

DETAILS:

DAILY INSPECTION FORM COMPLETED: Yes / No

DETAILS:

COMPLAINTS RECEIVED: Yes / No

If Yes, complaint file number(s) and topic:

SIGNATURE **Print Staff Name:** D. Tropper

OFFICE USE:

Date Reviewed: **Reviewer:** **File Number:**

PRINTED BY GIGPRINT | GIGPRINT.ca | 1.800.461.5032

Township of Leeds and the Thousand Islands

1233 Prince Street, P.O. Box 280
Lansdowne, ON K0E 1L0

- [x] Lansdowne
- [ ] Lyndhurst
- [ ] Escott

WASTE DISPOSAL SITE
DAILY INSPECTION FORM

DATE: 2 MAR 3 /23 **TIME:** 815 **STAFF:** PAUL J / ALAN M

DEFICIENCIES OBSERVED:

		Description / Location
Ponded Water:	Yes / No	
Windblown Litter:	Yes / No	
Leachate Springs:	Yes / No	
Animals:	Yes / No	Cats
Other:	Yes / No	

RECOMMENDED ACTIONS / ACTIONS TAKEN: People in A.M.

RECYCLING:

DATE BINS WERE ORDERED: 28 / 2 / 23

DATES BINS WERE PICKED UP: 3 / 3 / 23

TYPE Plastic - Cardboard

REJECTED LOADS:

TIME	HAULER NAME	REASON FOR REJECTION

OTHER COMMENTS / OBSERVATIONS Paper Bins - Pushed Garbage over Hill

COMMERCIAL HAULER OR LARGE LOADS

Time	Hauler	Material	Quantity (estimate volume & weight)	Visual Check (Yes/No)

TOTAL COUNT OF HOUSEHOLD USERS: 151

AREA OF WASTE DISPOSAL: All waste sent to active face: Yes / No

IF NO: Waste Sent To:

LITTER CONTROL: Yes / No

DETAILS: Clean up Around Bins Below Wall

APPLICATION OF DUST SUPPRESSANT: Yes / No

DETAILS:

DAILY INSPECTION FORM COMPLETED: Yes / No

DETAILS:

COMPLAINTS RECEIVED: Yes / No

If Yes, complaint file number(s) and topic:

SIGNATURE **Print Staff Name:** P. Trafford

OFFICE USE:

Date Reviewed: **Reviewer:** **File Number:**

PRINTED BY GIGPRINT | GIGPRINT.ca | 1.800.461.5032

Township of Leeds and the Thousand Islands
1233 Prince Street, P.O. Box 280
Lansdowne, ON K0E 1L0

☒ Lansdowne
☐ Lyndhurst
☐ Escott

WASTE DISPOSAL SITE
DAILY INSPECTION FORM

DATE: March 2/2023 **TIME:** 8:15 am **STAFF:** ALLAN McRAE

DEFICIENCIES OBSERVED:

		Description / Location
Ponded Water:	Yes / No	
Windblown Litter:	Yes / No	
Leachate Springs:	Yes / No	
Animals:	Yes / No	Birds & Cats.
Other:	Yes / No	

RECOMMENDED ACTIONS / ACTIONS TAKEN:

RECYCLING: **TYPE**

DATE BINS WERE ORDERED: / /

DATES BINS WERE PICKED UP: / /

REJECTED LOADS:

TIME	HAULER NAME	REASON FOR REJECTION

OTHER COMMENTS / OBSERVATIONS
(Paradise Const) Turned @ Black Ford Truck with a trailer of Construction material.

COMMERCIAL HAULER OR LARGE LOADS

Time	Hauler	Material	Quantity (estimate volume & weight)	Visual Check (Yes/No)
9.00 AM	Clint Fletcher	Recycle / Landfill	Truck Load	✓
11.30 AM	" "	" "	" "	✓
1.30 pm	" "	" "	" "	✓

TOTAL COUNT OF HOUSEHOLD USERS: 85

AREA OF WASTE DISPOSAL: All waste sent to active face: Yes / No

IF NO: Waste Sent To:

LITTER CONTROL: Yes / No

DETAILS: Around Bins.

APPLICATION OF DUST SUPPRESSANT: Yes / No

DETAILS: Sand / Max in to SAND.

DAILY INSPECTION FORM COMPLETED: Yes / No

DETAILS:

COMPLAINTS RECEIVED: Yes / No

If Yes, complaint file number(s) and topic:

SIGNATURE Allan McRae **Print Staff Name:** ALLAN McRAE

OFFICE USE:

Date Reviewed: **Reviewer:** **File Number:**

PRINTED BY GIGPRINT | GIGPRINT.ca | 1.800.461.5032

Township of Leeds and the Thousand Islands

1233 Prince Street, P.O. Box 280
Lansdowne, ON K0E 1L0

- [x] Lansdowne
- [ ] Lyndhurst
- [ ] Escott

WASTE DISPOSAL SITE
DAILY INSPECTION FORM

DATE: Feb 28/23 **TIME:** 815 **STAFF:** Paul / Jonas

DEFICIENCIES OBSERVED: **Description / Location**

Ponded Water:	Yes / No	
Windblown Litter:	Yes / No	
Leachate Springs:	Yes / No	
Animals:	Yes / No	Cats
Other:	Yes / No	

RECOMMENDED ACTIONS / ACTIONS TAKEN: People in AH

RECYCLING: **TYPE**

DATE BINS WERE ORDERED: / / Pre Ordered Plastic + Paper.

DATES BINS WERE PICKED UP: / /

REJECTED LOADS:

TIME	HAULER NAME	REASON FOR REJECTION

OTHER COMMENTS / OBSERVATIONS
Crushed Plastic + Cardboard for Friday.
Plowed Snow - Packed Bins.

COMMERCIAL HAULER OR LARGE LOADS

Time	Hauler	Material	Quantity (estimate volume & weight)	Visual Check (Yes/No)

TOTAL COUNT OF HOUSEHOLD USERS: 35

AREA OF WASTE DISPOSAL: **All waste sent to active face:** Yes / No

IF NO: Waste Sent To:

LITTER CONTROL: Yes / No

DETAILS: Pushed Cardboard on Hill

APPLICATION OF DUST SUPPRESSANT: Yes / No

DETAILS:

DAILY INSPECTION FORM COMPLETED: Yes / No

DETAILS:

COMPLAINTS RECEIVED: Yes / No

If Yes, complaint file number(s) and topic:

SIGNATURE **Print Staff Name:** P. Trafford

OFFICE USE:

Date Reviewed: **Reviewer:** **File Number:**

PRINTED BY GIGPRINT | GIGPRINT.ca | 1.800.461.5032

Township of Leeds and the Thousand Islands
1233 Prince Street, P.O. Box 280
Lansdowne, ON K0E 1L0

☑ Lansdowne
☐ Lyndhurst
☐ Escott

WASTE DISPOSAL SITE
DAILY INSPECTION FORM

DATE: Feb 27/23 **TIME:** 815 **STAFF:** Paul J / Alan M

DEFICIENCIES OBSERVED: Description / Location

Ponded Water:	Yes / No	
Windblown Litter:	Yes / No	
Leachate Springs:	Yes / No	
Animals:	Yes / No	
Other:	Yes / No	

RECOMMENDED ACTIONS / ACTIONS TAKEN: People in A.H

RECYCLING: **TYPE**

DATE BINS WERE ORDERED: / /

DATES BINS WERE PICKED UP: / /

REJECTED LOADS:

TIME	HAULER NAME	REASON FOR REJECTION

OTHER COMMENTS / OBSERVATIONS
Garbage left at Gate – Garbage Picked up Mill – Bins Packed

COMMERCIAL HAULER OR LARGE LOADS

Time	Hauler	Material	Quantity (estimate volume & weight)	Visual Check (Yes/No)
730-830	Fletcher	Garbage	4 T/L	Village

TOTAL COUNT OF HOUSEHOLD USERS: 132

AREA OF WASTE DISPOSAL: All waste sent to active face: (Yes) / No

IF NO: Waste Sent To:

LITTER CONTROL: (Yes) / No

DETAILS: Plowing Snow

APPLICATION OF DUST SUPPRESSANT: Yes / (No)

DETAILS:

DAILY INSPECTION FORM COMPLETED: (Yes) / No

DETAILS:

COMPLAINTS RECEIVED: Yes / (No)

If Yes, complaint file number(s) and topic:

SIGNATURE **Print Staff Name:** P. Trotman

OFFICE USE:

Date Reviewed: **Reviewer:** **File Number:**

PRINTED BY GIGPRINT | GIGPRINT.ca | 1.800.461.5032

Township of Leeds and the Thousand Islands
1233 Prince Street, P.O. Box 280
Lansdowne, ON K0E 1L0

- [x] Lansdowne
- [ ] Lyndhurst
- [ ] Escott

WASTE DISPOSAL SITE
DAILY INSPECTION FORM

DATE: Feb 25/23 **TIME:** 815 **STAFF:** Paul T / Charlie B.

DEFICIENCIES OBSERVED: Description / Location

Ponded Water:	Yes / No	
Windblown Litter:	Yes / No	
Leachate Springs:	Yes / No	
Animals:	Yes / No	Cats
Other:	Yes / No	

RECOMMENDED ACTIONS / ACTIONS TAKEN: People in A M

RECYCLING: **TYPE**

DATE BINS WERE ORDERED: / /

DATES BINS WERE PICKED UP: / /

REJECTED LOADS:

TIME	HAULER NAME	REASON FOR REJECTION

OTHER COMMENTS / OBSERVATIONS Pushed Bins - Pushed Garbage over Hill

COMMERCIAL HAULER OR LARGE LOADS

Time	Hauler	Material	Quantity (estimate volume & weight)	Visual Check (Yes/No)

TOTAL COUNT OF HOUSEHOLD USERS: 203.

AREA OF WASTE DISPOSAL: **All waste sent to active face:** Yes / No

IF NO: Waste Sent To:

LITTER CONTROL: Yes / No

DETAILS:

APPLICATION OF DUST SUPPRESSANT: Yes / No

DETAILS:

DAILY INSPECTION FORM COMPLETED: Yes / No

DETAILS:

COMPLAINTS RECEIVED: Yes / No

If Yes, complaint file number(s) and topic:

SIGNATURE **Print Staff Name:** P. Trafford

OFFICE USE:

Date Reviewed: **Reviewer:** **File Number:**

PRINTED BY GIGPRINT | GIGPRINT.ca | 1.800.461.5032

Township of Leeds and the Thousand Islands
1233 Prince Street, P.O. Box 280
Lansdowne, ON K0E 1L0

☑ Lansdowne
☐ Lyndhurst
☐ Escott

WASTE DISPOSAL SITE
DAILY INSPECTION FORM

DATE: Feb 24/23 **TIME:** 8:15 **STAFF:** Paul T / Alan M

DEFICIENCIES OBSERVED: Description / Location

Ponded Water:	Yes / (No)	
Windblown Litter:	(Yes) / No	
Leachate Springs:	Yes / (No)	
Animals:	(Yes) / No	Cats
Other:	Yes / (No)	

RECOMMENDED ACTIONS / ACTIONS TAKEN: People in A-M

RECYCLING: **TYPE**

DATE BINS WERE ORDERED: 21/2/23 Plastic - Cardboard

DATES BINS WERE PICKED UP: 24/2/23 Scrap Metal.

REJECTED LOADS:

TIME	HAULER NAME	REASON FOR REJECTION

OTHER COMMENTS / OBSERVATIONS
Packing Bins - Plowed Snow - Pushed Cardboard Back Up to Escort to Pack Bins.

COMMERCIAL HAULER OR LARGE LOADS

Time	Hauler	Material	Quantity (estimate volume & weight)	Visual Check (Yes/No)
3:00	Private	Const	1/2 T/L	65.00

TOTAL COUNT OF HOUSEHOLD USERS: 105

AREA OF WASTE DISPOSAL: All waste sent to active face: (Yes) / No

IF NO: Waste Sent To:

LITTER CONTROL: (Yes) / No

DETAILS: Shoveled Snow Around Bins.

APPLICATION OF DUST SUPPRESSANT: Yes / (No)

DETAILS:

DAILY INSPECTION FORM COMPLETED: (Yes) / No

DETAILS:

COMPLAINTS RECEIVED: Yes / (No)

If Yes, complaint file number(s) and topic:

SIGNATURE **Print Staff Name:** P. Jeffers

OFFICE USE:

Date Reviewed: **Reviewer:** **File Number:**

PRINTED BY GIGPRINT | GIGPRINT.ca | 1.800.461.5032

Township of Leeds and the Thousand Islands
1233 Prince Street, P.O. Box 280
Lansdowne, ON K0E 1L0

☑ Lansdowne
☐ Lyndhurst
☐ Escott

WASTE DISPOSAL SITE
DAILY INSPECTION FORM

DATE: Feb 23/23 **TIME:** 8:15 AM **STAFF:** Paul T / Adam M

DEFICIENCIES OBSERVED: **Description / Location**

Ponded Water:	Yes / No	
Windblown Litter:	Yes / No	
Leachate Springs:	Yes / No	
Animals:	Yes / No	
Other:	Yes / No	

RECOMMENDED ACTIONS / ACTIONS TAKEN: People in A.H.

RECYCLING: **TYPE**

DATE BINS WERE ORDERED: / /

DATES BINS WERE PICKED UP: / /

REJECTED LOADS:

TIME	HAULER NAME	REASON FOR REJECTION

OTHER COMMENTS / OBSERVATIONS Dozer in Feb 22/23 to Push Garbage, Plowed Snow /

COMMERCIAL HAULER OR LARGE LOADS

Time	Hauler	Material	Quantity (estimate volume & weight)	Visual Check (Yes/No)
8:30/1:30	Fletcher	Garbage	4 T/C	

TOTAL COUNT OF HOUSEHOLD USERS: 57

AREA OF WASTE DISPOSAL: **All waste sent to active face:** Yes / No

IF NO: Waste Sent To:

LITTER CONTROL: Yes / No

DETAILS:

APPLICATION OF DUST SUPPRESSANT: Yes / No

DETAILS:

DAILY INSPECTION FORM COMPLETED: Yes / No

DETAILS:

COMPLAINTS RECEIVED: Yes / No

If Yes, complaint file number(s) and topic:

SIGNATURE **Print Staff Name:** P. Trapp

OFFICE USE:

Date Reviewed: **Reviewer:** **File Number:**

PRINTED BY GIGPRINT | GIGPRINT.ca | 1.800.461.5032

Township of Leeds and the Thousand Islands
1233 Prince Street, P.O. Box 280
Lansdowne, ON K0E 1L0

☑ Lansdowne
☐ Lyndhurst
☐ Escott

WASTE DISPOSAL SITE
DAILY INSPECTION FORM

DATE: July 21/23 **TIME:** 8:15 **STAFF:** Paul / Jonas

DEFICIENCIES OBSERVED: Description / Location

Ponded Water:	Yes / (No)	
Windblown Litter:	(Yes) / No	
Leachate Springs:	Yes / (No)	
Animals:	(Yes) / No	Cats
Other:	Yes / (No)	

RECOMMENDED ACTIONS / ACTIONS TAKEN:
Pouring in A-H
Picking up Straw at Gate & By Paper Bin.

RECYCLING: **TYPE**
DATE BINS WERE ORDERED: / / Pre Ordered Plastic
DATES BINS WERE PICKED UP: / / + Paper

REJECTED LOADS:

TIME	HAULER NAME	REASON FOR REJECTION

OTHER COMMENTS / OBSERVATIONS
For Friday - Cardboard - Plastic - Scrap.
Backhoe to Escort to Park Bins

COMMERCIAL HAULER OR LARGE LOADS

Time	Hauler	Material	Quantity (estimate volume & weight)	Visual Check (Yes/No)
7:30-8:30	[illegible]	Garbage	4 T/L	Village

TOTAL COUNT OF HOUSEHOLD USERS: 154

AREA OF WASTE DISPOSAL: All waste sent to active face: (Yes) / No
IF NO: Waste Sent To: _____

LITTER CONTROL: (Yes) / No
DETAILS: Raking Bins - Pushed Garbage

APPLICATION OF DUST SUPPRESSANT: Yes / (No)
DETAILS: _____

DAILY INSPECTION FORM COMPLETED: (Yes) / No
DETAILS: _____

COMPLAINTS RECEIVED: Yes / (No)
If Yes, complaint file number(s) and topic: _____

SIGNATURE [signature] **Print Staff Name:** P. Trapper

OFFICE USE:
Date Reviewed: _____ **Reviewer:** _____ **File Number:** _____

PRINTED BY GIGPRINT | GIGPRINT.ca | 1.800.461.5032

Township of Leeds and the Thousand Islands

1233 Prince Street, P.O. Box 280
Lansdowne, ON K0E 1L0

- [x] Lansdowne
- [ ] Lyndhurst
- [ ] Escott

WASTE DISPOSAL SITE
DAILY INSPECTION FORM

DATE: Feb 18/23 **TIME:** 815 am **STAFF:** Paul / AcB

DEFICIENCIES OBSERVED: Description / Location

Ponded Water:	Yes / No	
Windblown Litter:	Yes / No	
Leachate Springs:	Yes / No	
Animals:	Yes / No	Cats
Other:	Yes / No	

RECOMMENDED ACTIONS / ACTIONS TAKEN: People in A.H.

RECYCLING: **TYPE**

DATE BINS WERE ORDERED: / /

DATES BINS WERE PICKED UP: / /

REJECTED LOADS:

TIME	HAULER NAME	REASON FOR REJECTION

OTHER COMMENTS / OBSERVATIONS Pushing Garbage on Hill / Packed Bins

COMMERCIAL HAULER OR LARGE LOADS

Time	Hauler	Material	Quantity (estimate volume & weight)	Visual Check (Yes/No)

TOTAL COUNT OF HOUSEHOLD USERS: 198

AREA OF WASTE DISPOSAL: All waste sent to active face: Yes / No

IF NO: Waste Sent To:

LITTER CONTROL: Yes / No

DETAILS:

APPLICATION OF DUST SUPPRESSANT: Yes / No

DETAILS:

DAILY INSPECTION FORM COMPLETED: Yes / No

DETAILS:

COMPLAINTS RECEIVED: Yes / No

If Yes, complaint file number(s) and topic:

SIGNATURE **Print Staff Name:** P. Trapano

OFFICE USE:

Date Reviewed: **Reviewer:** **File Number:**

PRINTED BY GIGPRINT | GIGPRINT.ca | 1.800.461.5032

Township of Leeds and the Thousand Islands

1233 Prince Street, P.O. Box 280
Lansdowne, ON K0E 1L0

- [x] Lansdowne
- [ ] Lyndhurst
- [ ] Escott

WASTE DISPOSAL SITE
DAILY INSPECTION FORM

DATE: Feb 17/23 **TIME:** 8:15 am **STAFF:** Paul J / Aaron M

DEFICIENCIES OBSERVED: Description / Location

Ponded Water:	Yes / No	
Windblown Litter:	Yes / No	
Leachate Springs:	Yes / No	
Animals:	Yes / No	Coyote
Other:	Yes / No	

RECOMMENDED ACTIONS / ACTIONS TAKEN: People in A.H

RECYCLING: **TYPE**

DATE BINS WERE ORDERED: 14/2/23 Plastic - Cardboard -

DATES BINS WERE PICKED UP: 17/2/23 Paper.

REJECTED LOADS:

TIME	HAULER NAME	REASON FOR REJECTION

OTHER COMMENTS / OBSERVATIONS Freezing Rain - Scraping Ramp - Bulkhead + Exit

COMMERCIAL HAULER OR LARGE LOADS

Time	Hauler	Material	Quantity (estimate volume & weight)	Visual Check (Yes/No)

TOTAL COUNT OF HOUSEHOLD USERS: 65

AREA OF WASTE DISPOSAL: All waste sent to active face: Yes / No

IF NO: Waste Sent To:

LITTER CONTROL: Yes / No

DETAILS: Pick up around Bins

APPLICATION OF DUST SUPPRESSANT: Yes / No

DETAILS:

DAILY INSPECTION FORM COMPLETED: Yes / No

DETAILS:

COMPLAINTS RECEIVED: Yes / No

If Yes, complaint file number(s) and topic:

SIGNATURE **Print Staff Name:** P. Trapp

OFFICE USE:

Date Reviewed: **Reviewer:** **File Number:**

PRINTED BY GIGPRINT | GIGPRINT.ca | 1.800.461.5032

Township of Leeds and the Thousand Islands
1233 Prince Street, P.O. Box 280
Lansdowne, ON K0E 1L0

☑ Lansdowne
☐ Lyndhurst
☐ Escott

WASTE DISPOSAL SITE
DAILY INSPECTION FORM

DATE: Feb 16/23 **TIME:** 8 15 **STAFF:** Paul T / Al B

DEFICIENCIES OBSERVED:

		Description / Location
Ponded Water:	Yes / No	
Windblown Litter:	Yes / No	
Leachate Springs:	Yes / No	
Animals:	Yes / No	Cats.
Other:	Yes / No	

RECOMMENDED ACTIONS / ACTIONS TAKEN: People in A.H. / Garbage left at Gate.

RECYCLING:

DATE BINS WERE ORDERED: / /

DATES BINS WERE PICKED UP: / /

TYPE Compostr Bins Changed Feb 15/23.

REJECTED LOADS:

TIME	HAULER NAME	REASON FOR REJECTION

OTHER COMMENTS / OBSERVATIONS Packed Bins - Pushing Garbage / Dozer in Feb 15/23

COMMERCIAL HAULER OR LARGE LOADS

Time	Hauler	Material	Quantity (estimate volume & weight)	Visual Check (Yes/No)
8 45/30	Fathom	Garbage	4 T/L	

TOTAL COUNT OF HOUSEHOLD USERS: 130

AREA OF WASTE DISPOSAL: **All waste sent to active face:** Yes / No

IF NO: Waste Sent To:

LITTER CONTROL: Yes / No

DETAILS: Pick up Garbage at Gate

APPLICATION OF DUST SUPPRESSANT: Yes / No

DETAILS:

DAILY INSPECTION FORM COMPLETED: Yes / No

DETAILS:

COMPLAINTS RECEIVED: Yes / No

If Yes, complaint file number(s) and topic:

SIGNATURE **Print Staff Name:** D. Trafford

OFFICE USE:

Date Reviewed: **Reviewer:** **File Number:**

PRINTED BY GIGPRINT | GIGPRINT.ca | 1.800.461.5032

Township of Leeds and the Thousand Islands
1233 Prince Street, P.O. Box 280
Lansdowne, ON K0E 1L0

☑ Lansdowne
☐ Lyndhurst
☐ Escott

WASTE DISPOSAL SITE
DAILY INSPECTION FORM

DATE: Feb 14/23 **TIME:** 815 am **STAFF:** Paul T / John S

DEFICIENCIES OBSERVED:

		Description / Location
Ponded Water:	Yes / No	
Windblown Litter:	Yes / No	
Leachate Springs:	Yes / No	
Animals:	Yes / No	Cats - Skunk
Other:	Yes / No	

RECOMMENDED ACTIONS / ACTIONS TAKEN: Poogle in A-H

RECYCLING:

DATE BINS WERE ORDERED: / /

DATES BINS WERE PICKED UP: / /

TYPE Pre Ordered Plastic & Paper.

REJECTED LOADS:

TIME	HAULER NAME	REASON FOR REJECTION

OTHER COMMENTS / OBSERVATIONS Bins For Empty (Cardboard - Plastic - Paper)
Orange Tracker in For Service

COMMERCIAL HAULER OR LARGE LOADS

Time	Hauler	Material	Quantity (estimate volume & weight)	Visual Check (Yes/No)
130	Prewark	Const	1/2 T/L	65 00

TOTAL COUNT OF HOUSEHOLD USERS: 126

AREA OF WASTE DISPOSAL: **All waste sent to active face:** Yes / No

IF NO: Waste Sent To:

LITTER CONTROL: Yes / No

DETAILS: Pushing Garbage on Hill / Packed Bins

APPLICATION OF DUST SUPPRESSANT: Yes / No

DETAILS:

DAILY INSPECTION FORM COMPLETED: Yes / No

DETAILS:

COMPLAINTS RECEIVED: Yes / No

If Yes, complaint file number(s) and topic:

SIGNATURE **Print Staff Name:** P. Jeffers

OFFICE USE:

Date Reviewed: **Reviewer:** **File Number:**

PRINTED BY GIGPRINT | GIGPRINT.ca | 1.800.461.5032

Township of Leeds and the Thousand Islands
1233 Prince Street, P.O. Box 280
Lansdowne, ON K0E 1L0

☑ Lansdowne
☐ Lyndhurst
☐ Escott

WASTE DISPOSAL SITE
DAILY INSPECTION FORM

DATE: Feb 13/23 **TIME:** 8:15 **STAFF:** Paul / Alan M

DEFICIENCIES OBSERVED: **Description / Location**

Ponded Water:	Yes / No	
Windblown Litter:	Yes / No	
Leachate Springs:	Yes / No	
Animals:	Yes / No	Cats
Other:	Yes / No	

RECOMMENDED ACTIONS / ACTIONS TAKEN: Proper in A.M.

R & R Tire Picking up Some Tires

RECYCLING: **TYPE**

DATE BINS WERE ORDERED: / /

DATES BINS WERE PICKED UP: / /

REJECTED LOADS:

TIME	HAULER NAME	REASON FOR REJECTION

OTHER COMMENTS / OBSERVATIONS Paper Bins – Lansdowne

Back door to Escott to Place Bins.

COMMERCIAL HAULER OR LARGE LOADS

Time	Hauler	Material	Quantity (estimate volume & weight)	Visual Check (Yes/No)
7-830	Fletcher	Garbage	4 TK	Village

TOTAL COUNT OF HOUSEHOLD USERS: 112

AREA OF WASTE DISPOSAL: **All waste sent to active face:** Yes / No

IF NO: Waste Sent To:

LITTER CONTROL: Yes / No

DETAILS: Pushed Garbage in Hole.

APPLICATION OF DUST SUPPRESSANT: Yes / No

DETAILS:

DAILY INSPECTION FORM COMPLETED: Yes / No

DETAILS:

COMPLAINTS RECEIVED: Yes / No

If Yes, complaint file number(s) and topic:

SIGNATURE **Print Staff Name:** P. Trafford

OFFICE USE:

Date Reviewed: **Reviewer:** **File Number:**

PRINTED BY GIGPRINT | GIGPRINT.ca | 1.800.461.5032

Township of Leeds and the Thousand Islands

1233 Prince Street, P.O. Box 280
Lansdowne, ON K0E 1L0

- [x] Lansdowne
- [ ] Lyndhurst
- [ ] Escott

WASTE DISPOSAL SITE
DAILY INSPECTION FORM

DATE: Feb 11/23 **TIME:** 815 **STAFF:** Paul T / Simon A

DEFICIENCIES OBSERVED: Description / Location

Ponded Water:	Yes / No	
Windblown Litter:	Yes / No	
Leachate Springs:	Yes / No	
Animals:	Yes / No	Cats
Other:	Yes / No	

RECOMMENDED ACTIONS / ACTIONS TAKEN: People in Area

RECYCLING: **TYPE**

DATE BINS WERE ORDERED: / /

DATES BINS WERE PICKED UP: / /

REJECTED LOADS:

TIME	HAULER NAME	REASON FOR REJECTION

OTHER COMMENTS / OBSERVATIONS Racks Bins.

COMMERCIAL HAULER OR LARGE LOADS

Time	Hauler	Material	Quantity (estimate volume & weight)	Visual Check (Yes/No)
2:10	Private	Const	Y2T / 6	65.00

TOTAL COUNT OF HOUSEHOLD USERS: 269

AREA OF WASTE DISPOSAL: All waste sent to active face: Yes / No

IF NO: Waste Sent To:

LITTER CONTROL: Yes / No

DETAILS: Pushed Garbage on Hill.

APPLICATION OF DUST SUPPRESSANT: Yes / No

DETAILS:

DAILY INSPECTION FORM COMPLETED: Yes / No

DETAILS:

COMPLAINTS RECEIVED: Yes / No

If Yes, complaint file number(s) and topic:

SIGNATURE **Print Staff Name:** P. Trotto

OFFICE USE:

Date Reviewed: **Reviewer:** **File Number:**

PRINTED BY GIGPRINT | GIGPRINT.ca | 1.800.461.5032

Township of Leeds and the Thousand Islands

1233 Prince Street, P.O. Box 280
Lansdowne, ON K0E 1L0

- [x] Lansdowne
- [ ] Lyndhurst
- [ ] Escott

WASTE DISPOSAL SITE
DAILY INSPECTION FORM

DATE: Feb 10/23 **TIME:** 8:55 **STAFF:** Paul / Aaron M

DEFICIENCIES OBSERVED:

		Description / Location
Ponded Water:	Yes / No	
Windblown Litter:	Yes / No	
Leachate Springs:	Yes / No	
Animals:	Yes / No	Cats
Other:	Yes / No	

RECOMMENDED ACTIONS / ACTIONS TAKEN: People in Arts

RECYCLING: **TYPE**

DATE BINS WERE ORDERED: 7/2/23 Plastic & Cardboard

DATES BINS WERE PICKED UP: 10/2/23

REJECTED LOADS:

TIME	HAULER NAME	REASON FOR REJECTION

OTHER COMMENTS / OBSERVATIONS
Missing From Tuesday - Glass Cleaner - Washing Fluid - Bags of Sand. Broken Security Box - Rear Door

COMMERCIAL HAULER OR LARGE LOADS

Time	Hauler	Material	Quantity (estimate volume & weight)	Visual Check (Yes/No)

TOTAL COUNT OF HOUSEHOLD USERS: 128

AREA OF WASTE DISPOSAL: All waste sent to active face: Yes / No

IF NO: Waste Sent To:

LITTER CONTROL: Yes / No

DETAILS: Back Hoe to Escott to Pack Bins

APPLICATION OF DUST SUPPRESSANT: Yes / No

DETAILS:

DAILY INSPECTION FORM COMPLETED: Yes / No

DETAILS:

COMPLAINTS RECEIVED: Yes / No

If Yes, complaint file number(s) and topic:

SIGNATURE **Print Staff Name:** P. Trapano

OFFICE USE:

Date Reviewed: **Reviewer:** **File Number:**

PRINTED BY GIGPRINT | GIGPRINT.ca | 1.800.461.5032

Township of Leeds and the Thousand Islands
1233 Prince Street, P.O. Box 280
Lansdowne, ON K0E 1L0

☒ Lansdowne
☐ Lyndhurst
☐ Escott

WASTE DISPOSAL SITE
DAILY INSPECTION FORM

DATE: Feb 9/23 **TIME:** 8.15am **STAFF:** ALLAN McRae / AL BUNT

DEFICIENCIES OBSERVED: **Description / Location**

Ponded Water:	Yes / (No)	
Windblown Litter:	Yes / (No)	
Leachate Springs:	Yes / (No)	
Animals:	(Yes) / No	Birds
Other:	(Yes) / No	Office Break in.

RECOMMENDED ACTIONS / ACTIONS TAKEN: Break in @ the Landfill office overnight Tuesday. Tim Watson into Sand hill.

RECYCLING: **TYPE**

DATE BINS WERE ORDERED: / /

DATES BINS WERE PICKED UP: / /

REJECTED LOADS:

TIME	HAULER NAME	REASON FOR REJECTION

OTHER COMMENTS / OBSERVATIONS

COMMERCIAL HAULER OR LARGE LOADS

Time	Hauler	Material	Quantity (estimate volume & weight)	Visual Check (Yes/No)
700 AM	FLetcher	Garbage / Recycle	Truck load	✓
830 AM	"	" / "	" "	✓
1030 AM	"	" / "	" "	✓
1230 pm	"	" / "	" "	✓

TOTAL COUNT OF HOUSEHOLD USERS: (61) (61)

AREA OF WASTE DISPOSAL: **All waste sent to active face:** (Yes) / No

IF NO: Waste Sent To:

LITTER CONTROL: (Yes) / No

DETAILS: around Bins

APPLICATION OF ~~DUST~~ SUPPRESSANT: (Yes) / No

DETAILS: Sand Hill. (Tim).

DAILY INSPECTION FORM COMPLETED: (Yes) / No

DETAILS:

COMPLAINTS RECEIVED: Yes / (No)

If Yes, complaint file number(s) and topic:

SIGNATURE Allan McRae **Print Staff Name:** Allan McRae

OFFICE USE:

Date Reviewed: **Reviewer:** **File Number:**

PRINTED BY GIGPRINT | GIGPRINT.ca | 1.800.461.5032

Township of Leeds and the Thousand Islands

1233 Prince Street, P.O. Box 280
Lansdowne, ON K0E 1L0

- [x] Lansdowne
- [ ] Lyndhurst
- [ ] Escott

WASTE DISPOSAL SITE
DAILY INSPECTION FORM

DATE: Feb 7/23 **TIME:** 8:15 **STAFF:** Paul / Jamie

DEFICIENCIES OBSERVED: Description / Location

Ponded Water:	Yes / No	
Windblown Litter:	Yes / No	
Leachate Springs:	Yes / No	
Animals:	Yes / No	
Other:	Yes / No	

RECOMMENDED ACTIONS / ACTIONS TAKEN: People in A H.

RECYCLING: **TYPE**

DATE BINS WERE ORDERED: / / Pre Ordered Plastic

DATES BINS WERE PICKED UP: / / & Paper

REJECTED LOADS:

TIME	HAULER NAME	REASON FOR REJECTION

OTHER COMMENTS / OBSERVATIONS
For Friday Plastic & Cardboard Bins Packing

COMMERCIAL HAULER OR LARGE LOADS

Time	Hauler	Material	Quantity (estimate volume & weight)	Visual Check (Yes/No)

TOTAL COUNT OF HOUSEHOLD USERS: 100

AREA OF WASTE DISPOSAL: **All waste sent to active face:** Yes / No

IF NO: Waste Sent To:

LITTER CONTROL: Yes / No

DETAILS: Pushing Garbage on Hill.

APPLICATION OF DUST SUPPRESSANT: Yes / No

DETAILS:

DAILY INSPECTION FORM COMPLETED: Yes / No

DETAILS:

COMPLAINTS RECEIVED: Yes / No

If Yes, complaint file number(s) and topic:

SIGNATURE **Print Staff Name:** P. Trapham

OFFICE USE:

Date Reviewed: **Reviewer:** **File Number:**

PRINTED BY GIGPRINT | GIGPRINT.ca | 1.800.461.5032

Township of Leeds and the Thousand Islands

1233 Prince Street, P.O. Box 280
Lansdowne, ON K0E 1L0

☐ Lansdowne
☐ Lyndhurst
☐ Escott

WASTE DISPOSAL SITE
DAILY INSPECTION FORM

DATE: Feb 6/23 **TIME:** 845 **STAFF:** Paul / Adam

DEFICIENCIES OBSERVED: **Description / Location**

Ponded Water:	Yes / No	
Windblown Litter:	Yes / No	
Leachate Springs:	Yes / No	
Animals:	Yes / No	Cats
Other:	Yes / No	

RECOMMENDED ACTIONS / ACTIONS TAKEN: People in AM

RECYCLING: **TYPE**

DATE BINS WERE ORDERED: / /

DATES BINS WERE PICKED UP: / /

REJECTED LOADS:

TIME	HAULER NAME	REASON FOR REJECTION

OTHER COMMENTS / OBSERVATIONS Pushed Garbage on Hill — Packer Bins.

COMMERCIAL HAULER OR LARGE LOADS

Time	Hauler	Material	Quantity (estimate volume & weight)	Visual Check (Yes/No)
7-8:30	Fullerton	Garbage	4 T/C	Village

TOTAL COUNT OF HOUSEHOLD USERS: 137

AREA OF WASTE DISPOSAL: **All waste sent to active face:** Yes / No

IF NO: Waste Sent To:

LITTER CONTROL: Yes / No

DETAILS: Back Hoe to Escott to Pack Bins.

APPLICATION OF DUST SUPPRESSANT: Yes / No

DETAILS:

DAILY INSPECTION FORM COMPLETED: Yes / No

DETAILS:

COMPLAINTS RECEIVED: Yes / No

If Yes, complaint file number(s) and topic:

SIGNATURE **Print Staff Name:** P. Tromsom

OFFICE USE:

Date Reviewed: **Reviewer:** **File Number:**

PRINTED BY GIGPRINT | GIGPRINT.ca | 1.800.461.5032

Township of Leeds and the Thousand Islands
1233 Prince Street, P.O. Box 280
Lansdowne, ON K0E 1L0

- [x] Lansdowne
- [ ] Lyndhurst
- [ ] Escott

WASTE DISPOSAL SITE
DAILY INSPECTION FORM

DATE: Feb 4/23 **TIME:** 8:15 Am **STAFF:** Paul T / Lawrence B

DEFICIENCIES OBSERVED:

		Description / Location
Ponded Water:	Yes / No	
Windblown Litter:	Yes / No	
Leachate Springs:	Yes / No	
Animals:	Yes / No	
Other:	Yes / No	

RECOMMENDED ACTIONS / ACTIONS TAKEN: Propane in A-H-

RECYCLING: **TYPE**

DATE BINS WERE ORDERED: / /

DATES BINS WERE PICKED UP: / /

REJECTED LOADS:

TIME	HAULER NAME	REASON FOR REJECTION

OTHER COMMENTS / OBSERVATIONS Plugged Vehicles in -33°

COMMERCIAL HAULER OR LARGE LOADS

Time	Hauler	Material	Quantity (estimate volume & weight)	Visual Check (Yes/No)

TOTAL COUNT OF HOUSEHOLD USERS: 153

AREA OF WASTE DISPOSAL: All waste sent to active face: Yes / No

IF NO: Waste Sent To:

LITTER CONTROL: Yes / No

DETAILS: Pushed Garbage on Hill / Placed Bins

APPLICATION OF DUST SUPPRESSANT: Yes / No

DETAILS:

DAILY INSPECTION FORM COMPLETED: Yes / No

DETAILS:

COMPLAINTS RECEIVED: Yes / No

If Yes, complaint file number(s) and topic:

SIGNATURE **Print Staff Name:** P. Trombley

OFFICE USE:

Date Reviewed: **Reviewer:** **File Number:**

PRINTED BY GIGPRINT | GIGPRINT.ca | 1.800.461.5032

Township of Leeds and the Thousand Islands
1233 Prince Street, P.O. Box 280
Lansdowne, ON K0E 1L0

☑ Lansdowne
☐ Lyndhurst
☐ Escott

WASTE DISPOSAL SITE
DAILY INSPECTION FORM

DATE: Feb 3/23 **TIME:** 8:15 AM **STAFF:** Paul J / Alan M

DEFICIENCIES OBSERVED: Description / Location

Ponded Water:	Yes / No	
Windblown Litter:	Yes / No	
Leachate Springs:	Yes / No	
Animals:	Yes / No	Cats
Other:	Yes / No	

RECOMMENDED ACTIONS / ACTIONS TAKEN: Pagle in A-H

RECYCLING: **TYPE**

DATE BINS WERE ORDERED: 31/1/23 Plastic - Cardboard - Paper

DATES BINS WERE PICKED UP: 3/2/23

REJECTED LOADS:

TIME	HAULER NAME	REASON FOR REJECTION

OTHER COMMENTS / OBSERVATIONS Entrance Plowed - Bins Packed

COMMERCIAL HAULER OR LARGE LOADS

Time	Hauler	Material	Quantity (estimate volume & weight)	Visual Check (Yes/No)

TOTAL COUNT OF HOUSEHOLD USERS: 64

AREA OF WASTE DISPOSAL: All waste sent to active face: Yes / No

IF NO: Waste Sent To:

LITTER CONTROL: Yes / No

DETAILS: Clean up around Bins.

APPLICATION OF DUST SUPPRESSANT: Yes / No

DETAILS:

DAILY INSPECTION FORM COMPLETED: Yes / No

DETAILS:

COMPLAINTS RECEIVED: Yes / No

If Yes, complaint file number(s) and topic:

SIGNATURE **Print Staff Name:** P. Trapp

OFFICE USE:

Date Reviewed: **Reviewer:** **File Number:**

PRINTED BY GIGPRINT | GIGPRINT.ca | 1.800.461.5032

Township of Leeds and the Thousand Islands
1233 Prince Street, P.O. Box 280
Lansdowne, ON K0E 1L0

- [x] Lansdowne
- [ ] Lyndhurst
- [ ] Escott

WASTE DISPOSAL SITE
DAILY INSPECTION FORM

DATE: Feb 2/23 **TIME:** 8:15 **STAFF:** Paul / Alan M.

DEFICIENCIES OBSERVED: Description / Location

Ponded Water:	Yes / No	
Windblown Litter:	Yes / No	
Leachate Springs:	Yes / No	
Animals:	Yes / No	Cats
Other:	Yes / No	

RECOMMENDED ACTIONS / ACTIONS TAKEN: Proper in Pit.

RECYCLING: **TYPE**

DATE BINS WERE ORDERED: / / Compost Bins Changed

DATES BINS WERE PICKED UP: / / Feb 1/23

REJECTED LOADS:

TIME	HAULER NAME	REASON FOR REJECTION

OTHER COMMENTS / OBSERVATIONS Dozer Pushed Garbage Feb 1/23
Backhoe to Escott to Pack Bins

COMMERCIAL HAULER OR LARGE LOADS

Time	Hauler	Material	Quantity (estimate volume & weight)	Visual Check (Yes/No)
8:30-1:30	Flatenke	Garbage	4 T/C	Own Route

TOTAL COUNT OF HOUSEHOLD USERS: 114

AREA OF WASTE DISPOSAL: All waste sent to active face: Yes / No

IF NO: Waste Sent To:

LITTER CONTROL: Yes / No

DETAILS: Packed Bins - Pushed Garbage on Hill.

APPLICATION OF DUST SUPPRESSANT: Yes / No

DETAILS:

DAILY INSPECTION FORM COMPLETED: Yes / No

DETAILS:

COMPLAINTS RECEIVED: Yes / No

If Yes, complaint file number(s) and topic:

SIGNATURE **Print Staff Name:** P. Trotman

OFFICE USE:

Date Reviewed: **Reviewer:** **File Number:**

PRINTED BY GIGPRINT | GIGPRINT.ca | 1.800.461.5032

Township of Leeds and the Thousand Islands
1233 Prince Street, P.O. Box 280
Lansdowne, ON K0E 1L0

☑ Lansdowne
☐ Lyndhurst
☐ Escott

WASTE DISPOSAL SITE
DAILY INSPECTION FORM

DATE: Jan 31/23 **TIME:** 8:10 **STAFF:** Paul / Simms

DEFICIENCIES OBSERVED: Description / Location

Ponded Water:	Yes / No	
Windblown Litter:	Yes / No	
Leachate Springs:	Yes / No	
Animals:	Yes / No	Cats
Other:	Yes / No	

RECOMMENDED ACTIONS / ACTIONS TAKEN: People in A-M

RECYCLING: **TYPE**

DATE BINS WERE ORDERED: / / Pre Ordered Plastic & Paper

DATES BINS WERE PICKED UP: / /

REJECTED LOADS:

TIME	HAULER NAME	REASON FOR REJECTION

OTHER COMMENTS / OBSERVATIONS
Ordered Bins for Friday Plastic - Cardboard - Paper / Snow Brought in From Town

COMMERCIAL HAULER OR LARGE LOADS

Time	Hauler	Material	Quantity (estimate volume & weight)	Visual Check (Yes/No)

TOTAL COUNT OF HOUSEHOLD USERS: 107

AREA OF WASTE DISPOSAL: All waste sent to active face: Yes / No

IF NO: Waste Sent To:

LITTER CONTROL: Yes / No

DETAILS: Packed Bins - Removed Snow.

APPLICATION OF DUST SUPPRESSANT: Yes / No

DETAILS:

DAILY INSPECTION FORM COMPLETED: Yes / No

DETAILS:

COMPLAINTS RECEIVED: Yes / No

If Yes, complaint file number(s) and topic:

SIGNATURE **Print Staff Name:** P. Thompson

OFFICE USE:

Date Reviewed: **Reviewer:** **File Number:**

PRINTED BY GIGPRINT | GIGPRINT.ca | 1.800.461.5032

Township of Leeds and the Thousand Islands

1233 Prince Street, P.O. Box 280
Lansdowne, ON K0E 1L0

- [x] Lansdowne
- [ ] Lyndhurst
- [ ] Escott

WASTE DISPOSAL SITE
DAILY INSPECTION FORM

DATE: Jan 30/23 **TIME:** 8:10 AM **STAFF:** Paul / Alan M

DEFICIENCIES OBSERVED: Description / Location

Ponded Water:	Yes / No	
Windblown Litter:	Yes / No	
Leachate Springs:	Yes / No	
Animals:	Yes / No	Cats
Other:	Yes / No	

RECOMMENDED ACTIONS / ACTIONS TAKEN: People in AM

RECYCLING: **TYPE**

DATE BINS WERE ORDERED: / /

DATES BINS WERE PICKED UP: / /

REJECTED LOADS:

TIME	HAULER NAME	REASON FOR REJECTION

OTHER COMMENTS / OBSERVATIONS Back Hoe to Escott for Cleanup
Packer Bins Lansdowne - Pushed Garbage on Hill

COMMERCIAL HAULER OR LARGE LOADS

Time	Hauler	Material	Quantity (estimate volume & weight)	Visual Check (Yes/No)
730-815	Flatchell	Garbage	4 T	Yes

TOTAL COUNT OF HOUSEHOLD USERS: 78

AREA OF WASTE DISPOSAL: **All waste sent to active face:** Yes / No

IF NO: Waste Sent To:

LITTER CONTROL: Yes / No

DETAILS: Snow Removal / Snow Brought in From Road Cleanup About 15 Loads.

APPLICATION OF DUST SUPPRESSANT: Yes / No

DETAILS:

DAILY INSPECTION FORM COMPLETED: Yes / No

DETAILS:

COMPLAINTS RECEIVED: Yes / No

If Yes, complaint file number(s) and topic:

SIGNATURE **Print Staff Name:** P. Trapp

OFFICE USE:

Date Reviewed: **Reviewer:** **File Number:**

PRINTED BY GIGPRINT | GIGPRINT.ca | 1.800.461.5032

Township of Leeds and the Thousand Islands
1233 Prince Street, P.O. Box 280
Lansdowne, ON K0E 1L0

☑ Lansdowne
☐ Lyndhurst
☐ Escott

WASTE DISPOSAL SITE
DAILY INSPECTION FORM

DATE: Jan 28/23 **TIME:** 815 **STAFF:** Pratt / Ac B

DEFICIENCIES OBSERVED: Description / Location

Ponded Water: Yes / No
Windblown Litter: Yes / No
Leachate Springs: Yes / No
Animals: Yes / No — Cats
Other: Yes / No

RECOMMENDED ACTIONS / ACTIONS TAKEN: People in AM

RECYCLING: **TYPE**

DATE BINS WERE ORDERED: / /

DATES BINS WERE PICKED UP: / /

REJECTED LOADS:

TIME	HAULER NAME	REASON FOR REJECTION

OTHER COMMENTS / OBSERVATIONS Garbage Piled on Hill Bins Packed.

COMMERCIAL HAULER OR LARGE LOADS

Time	Hauler	Material	Quantity (estimate volume & weight)	Visual Check (Yes/No)
420	Private	Const	1/2 T/C	C 50.00

TOTAL COUNT OF HOUSEHOLD USERS: 243

AREA OF WASTE DISPOSAL: All waste sent to active face: Yes / No

IF NO: Waste Sent To:

LITTER CONTROL: Yes / No

DETAILS: Snow Removal

APPLICATION OF DUST SUPPRESSANT: Yes / No

DETAILS:

DAILY INSPECTION FORM COMPLETED: Yes / No

DETAILS:

COMPLAINTS RECEIVED: Yes / No

If Yes, complaint file number(s) and topic:

SIGNATURE **Print Staff Name:** P. Trafford

OFFICE USE:

Date Reviewed: **Reviewer:** **File Number:**

PRINTED BY GIGPRINT | GIGPRINT.ca | 1.800.461.5032

Township of Leeds and the Thousand Islands
1233 Prince Street, P.O. Box 280
Lansdowne, ON K0E 1L0

- [x] Lansdowne
- [ ] Lyndhurst
- [ ] Escott

WASTE DISPOSAL SITE
DAILY INSPECTION FORM

DATE: Jan 27/23 **TIME:** 8:10 **STAFF:** Paul T / Steve Ac

DEFICIENCIES OBSERVED:

		Description / Location
Ponded Water:	Yes / No	
Windblown Litter:	Yes / No	
Leachate Springs:	Yes / No	
Animals:	Yes / No	
Other:	Yes / No	

RECOMMENDED ACTIONS / ACTIONS TAKEN: Propane in A-M

RECYCLING:

DATE BINS WERE ORDERED: 24/1/23

DATES BINS WERE PICKED UP: 27/1/23

TYPE Plastic + Cardboard

REJECTED LOADS:

TIME	HAULER NAME	REASON FOR REJECTION

OTHER COMMENTS / OBSERVATIONS Plowed + Shoveled Snow

COMMERCIAL HAULER OR LARGE LOADS

Time	Hauler	Material	Quantity (estimate volume & weight)	Visual Check (Yes/No)
3:20	Private	Const	1/2 T/c	6.50

TOTAL COUNT OF HOUSEHOLD USERS: 79

AREA OF WASTE DISPOSAL: All waste sent to active face: Yes / No

IF NO: Waste Sent To:

LITTER CONTROL: Yes / No

DETAILS: Pushed Cardboard on Hill / Packed Bins

APPLICATION OF DUST SUPPRESSANT: Yes / No

DETAILS:

DAILY INSPECTION FORM COMPLETED: Yes / No

DETAILS:

COMPLAINTS RECEIVED: Yes / No

If Yes, complaint file number(s) and topic:

SIGNATURE **Print Staff Name:** P. Trafford

OFFICE USE:

Date Reviewed: **Reviewer:** **File Number:**

PRINTED BY GIGPRINT | GIGPRINT.ca | 1.800.461.5032

Township of Leeds and the Thousand Islands
1233 Prince Street, P.O. Box 280
Lansdowne, ON K0E 1L0

☑ Lansdowne
☐ Lyndhurst
☐ Escott

WASTE DISPOSAL SITE
DAILY INSPECTION FORM

DATE: Jan 26/23 **TIME:** 8:00 am **STAFF:** PAUL T / ALB

DEFICIENCIES OBSERVED:

		Description / Location
Ponded Water:	Yes / No	
Windblown Litter:	Yes / No	
Leachate Springs:	Yes / No	
Animals:	Yes / No	Crows
Other:	Yes / No	

RECOMMENDED ACTIONS / ACTIONS TAKEN: People in A.H

RECYCLING: **TYPE**

DATE BINS WERE ORDERED: / /

DATES BINS WERE PICKED UP: / /

REJECTED LOADS:

TIME	HAULER NAME	REASON FOR REJECTION

OTHER COMMENTS / OBSERVATIONS Packed Bins / Pushed Garbage on Hill
Dozer in to Push Garbage Jan 25/23

COMMERCIAL HAULER OR LARGE LOADS

Time	Hauler	Material	Quantity (estimate volume & weight)	Visual Check (Yes/No)
8:30 - 1:30	Fortenbar	Garbage	4 T/C	

TOTAL COUNT OF HOUSEHOLD USERS: 37

AREA OF WASTE DISPOSAL: **All waste sent to active face:** Yes / No

IF NO: Waste Sent To:

LITTER CONTROL: Yes / No

DETAILS: Snow Snowfencing / Plowed Snow

APPLICATION OF DUST SUPPRESSANT: Yes / No

DETAILS:

DAILY INSPECTION FORM COMPLETED: Yes / No

DETAILS:

COMPLAINTS RECEIVED: Yes / No

If Yes, complaint file number(s) and topic:

SIGNATURE **Print Staff Name:** P. Trotter

OFFICE USE:

Date Reviewed: **Reviewer:** **File Number:**

PRINTED BY GIGPRINT | GIGPRINT.ca | 1.800.461.5032

Township of Leeds and the Thousand Islands
1233 Prince Street, P.O. Box 280
Lansdowne, ON K0E 1L0

- [x] Lansdowne
- [ ] Lyndhurst
- [ ] Escott

WASTE DISPOSAL SITE
DAILY INSPECTION FORM

DATE: Jan 24/23 **TIME:** 8:15 **STAFF:** Paul / Alan B.

DEFICIENCIES OBSERVED:

		Description / Location
Ponded Water:	Yes / No	
Windblown Litter:	Yes / No	
Leachate Springs:	Yes / No	
Animals:	Yes / No	Cats
Other:	Yes / No	

RECOMMENDED ACTIONS / ACTIONS TAKEN: People in A.H.

RECYCLING:

DATE BINS WERE ORDERED: / /

DATES BINS WERE PICKED UP: / /

TYPE Pre Ordered Plastic + Paper

REJECTED LOADS:

TIME	HAULER NAME	REASON FOR REJECTION

OTHER COMMENTS / OBSERVATIONS Fri - Plastic - Cardboard Backhoe Blown a Line.

COMMERCIAL HAULER OR LARGE LOADS

Time	Hauler	Material	Quantity (estimate volume & weight)	Visual Check (Yes/No)

TOTAL COUNT OF HOUSEHOLD USERS: 114

AREA OF WASTE DISPOSAL: All waste sent to active face: Yes / No

IF NO: Waste Sent To:

LITTER CONTROL: Yes / No

DETAILS: Pushed Garbage on Hill / Packed Bins

APPLICATION OF DUST SUPPRESSANT: Yes / No

DETAILS:

DAILY INSPECTION FORM COMPLETED: Yes / No

DETAILS:

COMPLAINTS RECEIVED: Yes / No

If Yes, complaint file number(s) and topic:

SIGNATURE **Print Staff Name:** P. Thompson

OFFICE USE:

Date Reviewed: **Reviewer:** **File Number:**

PRINTED BY GIGPRINT | GIGPRINT.ca | 1.800.461.5032

Township of Leeds and the Thousand Islands
1233 Prince Street, P.O. Box 280
Lansdowne, ON K0E 1L0

☑ Lansdowne
☐ Lyndhurst
☐ Escott

WASTE DISPOSAL SITE
DAILY INSPECTION FORM

DATE: Jan 23/23 **TIME:** 800 am **STAFF:** Paul T / Alan M

DEFICIENCIES OBSERVED:

		Description / Location
Ponded Water:	Yes / No	
Windblown Litter:	Yes / No	
Leachate Springs:	Yes / No	
Animals:	Yes / No	Cats
Other:	Yes / No	

RECOMMENDED ACTIONS / ACTIONS TAKEN: People in A.M.

RECYCLING: **TYPE**

DATE BINS WERE ORDERED: / /

DATES BINS WERE PICKED UP: / /

REJECTED LOADS:

TIME	HAULER NAME	REASON FOR REJECTION

OTHER COMMENTS / OBSERVATIONS
Back hoe to Escott to pack bins / Pushing garbage on Hill

COMMERCIAL HAULER OR LARGE LOADS

Time	Hauler	Material	Quantity (estimate volume & weight)	Visual Check (Yes/No)
730-830	Fletcher	Garbage	4 T/L	Village

TOTAL COUNT OF HOUSEHOLD USERS: 79

AREA OF WASTE DISPOSAL: **All waste sent to active face:** Yes / No

IF NO: Waste Sent To:

LITTER CONTROL: Yes / No

DETAILS: Packing Bins

APPLICATION OF DUST SUPPRESSANT: Yes / No

DETAILS:

DAILY INSPECTION FORM COMPLETED: Yes / No

DETAILS:

COMPLAINTS RECEIVED: Yes / No

If Yes, complaint file number(s) and topic:

SIGNATURE **Print Staff Name:** P. Trapham

OFFICE USE:

Date Reviewed: **Reviewer:** **File Number:**

PRINTED BY GIGPRINT | GIGPRINT.ca | 1.800.461.5032

Township of Leeds and the Thousand Islands
1233 Prince Street, P.O. Box 280
Lansdowne, ON K0E 1L0

☑ Lansdowne
☐ Lyndhurst
☐ Escott

WASTE DISPOSAL SITE
DAILY INSPECTION FORM

DATE: Jan 21/23 **TIME:** 815 AM **STAFF:** Paul T / Steve A.

DEFICIENCIES OBSERVED: Description / Location

Ponded Water:	Yes / No	
Windblown Litter:	Yes / No	
Leachate Springs:	Yes / No	
Animals:	Yes / No	Cats
Other:	Yes / No	

RECOMMENDED ACTIONS / ACTIONS TAKEN: Peggie in A.M.

RECYCLING: **TYPE**

DATE BINS WERE ORDERED: / /

DATES BINS WERE PICKED UP: / /

REJECTED LOADS:

TIME	HAULER NAME	REASON FOR REJECTION

OTHER COMMENTS / OBSERVATIONS Cocky Hyonda Packed at Bin / CHJB-059 ONT Asked Cory to Move it said he was Doing

COMMERCIAL HAULER OR LARGE LOADS Some Work on Road to County Rd Stayed Around All Day on

Time	Hauler	Material	Quantity (estimate volume & weight)	Visual Check (Yes/No)
3:30	Private	Const	1/2 Tl	Yes

TOTAL COUNT OF HOUSEHOLD USERS: 195

AREA OF WASTE DISPOSAL: **All waste sent to active face:** Yes / No

IF NO: Waste Sent To:

LITTER CONTROL: Yes / No

DETAILS: Pushed Garbage on Hill / Packed Bins

APPLICATION OF DUST SUPPRESSANT: Yes / No

DETAILS:

DAILY INSPECTION FORM COMPLETED: Yes / No

DETAILS:

COMPLAINTS RECEIVED: Yes / No

If Yes, complaint file number(s) and topic:

SIGNATURE **Print Staff Name:** P. Tassiopoulos

OFFICE USE:

Date Reviewed: **Reviewer:** **File Number:**

PRINTED BY GIGPRINT | GIGPRINT.ca | 1.800.461.5032

Township of Leeds and the Thousand Islands
1233 Prince Street, P.O. Box 280
Lansdowne, ON K0E 1L0

☒ Lansdowne
☐ Lyndhurst
☐ Escott

WASTE DISPOSAL SITE
DAILY INSPECTION FORM

DATE: Jan 20/23 **TIME:** 8:15 AM **STAFF:** PAULT / ALANM

DEFICIENCIES OBSERVED: Description / Location

Ponded Water:	Yes / No	
Windblown Litter:	Yes / No	
Leachate Springs:	Yes / No	
Animals:	Yes / No	Cats
Other:	Yes / No	

RECOMMENDED ACTIONS / ACTIONS TAKEN: People in AM

RECYCLING: **TYPE**

DATE BINS WERE ORDERED: 17/1/23 Cardboard – Plastic

DATES BINS WERE PICKED UP: 20/1/23 Scrap

REJECTED LOADS:

TIME	HAULER NAME	REASON FOR REJECTION

OTHER COMMENTS / OBSERVATIONS
Pushed Wood Pile / Pushed Garbage

COMMERCIAL HAULER OR LARGE LOADS

Time	Hauler	Material	Quantity (estimate volume & weight)	Visual Check (Yes/No)

TOTAL COUNT OF HOUSEHOLD USERS: 86

AREA OF WASTE DISPOSAL: **All waste sent to active face:** Yes / No

IF NO: Waste Sent To:

LITTER CONTROL: Yes / No

DETAILS:

APPLICATION OF DUST SUPPRESSANT: Yes / No

DETAILS:

DAILY INSPECTION FORM COMPLETED: Yes / No

DETAILS:

COMPLAINTS RECEIVED: Yes / No

If Yes, complaint file number(s) and topic:

SIGNATURE **Print Staff Name:** P. Trafford

OFFICE USE:

Date Reviewed: **Reviewer:** **File Number:**

PRINTED BY GIGPRINT | GIGPRINT.ca | 1.800.461.5032

Township of Leeds and the Thousand Islands
1233 Prince Street, P.O. Box 280
Lansdowne, ON K0E 1L0

☑ Lansdowne
☐ Lyndhurst
☐ Escott

WASTE DISPOSAL SITE
DAILY INSPECTION FORM

DATE: Jan 19/23 **TIME:** 815 **STAFF:** Paul T / Allan M

DEFICIENCIES OBSERVED: **Description / Location**

Ponded Water:	Yes / No	
Windblown Litter:	Yes / No	
Leachate Springs:	Yes / No	
Animals:	Yes / No	Cats
Other:	Yes / No	

RECOMMENDED ACTIONS / ACTIONS TAKEN: Proper in A-M

RECYCLING: **TYPE**

DATE BINS WERE ORDERED: / / Compost Bins Bmp Tino

DATES BINS WERE PICKED UP: / / Jan 18/23

REJECTED LOADS:

TIME	HAULER NAME	REASON FOR REJECTION

OTHER COMMENTS / OBSERVATIONS
Dozer in for Compost Jan 18/23.
Backhoe to Escott to Pack Bins

COMMERCIAL HAULER OR LARGE LOADS

Time	Hauler	Material	Quantity (estimate volume & weight)	Visual Check (Yes/No)
830-130	Fortune.	Garbage	4 T K	

TOTAL COUNT OF HOUSEHOLD USERS: 118

AREA OF WASTE DISPOSAL: **All waste sent to active face:** Yes / No

IF NO: Waste Sent To:

LITTER CONTROL: Yes / No

DETAILS: Pushed Garbage on Hill / Packed Bins.

APPLICATION OF DUST SUPPRESSANT: Yes / No

DETAILS:

DAILY INSPECTION FORM COMPLETED: Yes / No

DETAILS:

COMPLAINTS RECEIVED: Yes / No

If Yes, complaint file number(s) and topic:

SIGNATURE **Print Staff Name:** P. Tomprogo

OFFICE USE:

Date Reviewed: **Reviewer:** **File Number:**

PRINTED BY GIGPRINT | GIGPRINT.ca | 1.800.461.5032

Township of Leeds and the Thousand Islands
1233 Prince Street, P.O. Box 280
Lansdowne, ON K0E 1L0

☑ Lansdowne
☐ Lyndhurst
☐ Escott

WASTE DISPOSAL SITE
DAILY INSPECTION FORM

DATE: Jan 17/23 **TIME:** 8:05 am **STAFF:** Paul / James

DEFICIENCIES OBSERVED: Description / Location

Ponded Water:	Yes / No	
Windblown Litter:	Yes / No	
Leachate Springs:	Yes / No	
Animals:	Yes / No	Coyote
Other:	Yes / No	

RECOMMENDED ACTIONS / ACTIONS TAKEN: Coyote in A-Mc

Backhoe in for repairs

RECYCLING: **TYPE**

DATE BINS WERE ORDERED: / / Pre Ordered Plastic

DATES BINS WERE PICKED UP: / / + Paper

REJECTED LOADS:

TIME	HAULER NAME	REASON FOR REJECTION

OTHER COMMENTS / OBSERVATIONS Ordered for Pri - Cardboard - Plastic - Scrap Metal

COMMERCIAL HAULER OR LARGE LOADS

Time	Hauler	Material	Quantity (estimate volume & weight)	Visual Check (Yes/No)

TOTAL COUNT OF HOUSEHOLD USERS: 88

AREA OF WASTE DISPOSAL: **All waste sent to active face:** Yes / No

IF NO: Waste Sent To:

LITTER CONTROL: Yes / No

DETAILS: Pushed Cardboard on Hill

APPLICATION OF DUST SUPPRESSANT: Yes / No

DETAILS:

DAILY INSPECTION FORM COMPLETED: Yes / No

DETAILS:

COMPLAINTS RECEIVED: Yes / No

If Yes, complaint file number(s) and topic:

SIGNATURE **Print Staff Name:** P. Thompson

OFFICE USE:

Date Reviewed: **Reviewer:** **File Number:**

PRINTED BY GIGPRINT | GIGPRINT.ca | 1.800.461.5032

Township of Leeds and the Thousand Islands

1233 Prince Street, P.O. Box 280
Lansdowne, ON K0E 1L0

- [x] Lansdowne
- [ ] Lyndhurst
- [ ] Escott

WASTE DISPOSAL SITE
DAILY INSPECTION FORM

DATE: JAN 16/23 **TIME:** 8:00 am **STAFF:** PAUL T / ALAN M

DEFICIENCIES OBSERVED: Description / Location

Ponded Water:	Yes / No	
Windblown Litter:	Yes / No	
Leachate Springs:	Yes / No	
Animals:	Yes / No	Coyote
Other:	Yes / No	

RECOMMENDED ACTIONS / ACTIONS TAKEN: People in A-H.

RECYCLING: **TYPE**

DATE BINS WERE ORDERED: / /

DATES BINS WERE PICKED UP: / /

REJECTED LOADS:

TIME	HAULER NAME	REASON FOR REJECTION

OTHER COMMENTS / OBSERVATIONS Placed Bins / Back up to Escott to Pick Bins.

COMMERCIAL HAULER OR LARGE LOADS

Time	Hauler	Material	Quantity (estimate volume & weight)	Visual Check (Yes/No)
7:30-8:20	Fletcher	Garbage	4 T/C	Visual

TOTAL COUNT OF HOUSEHOLD USERS: 110

AREA OF WASTE DISPOSAL: All waste sent to active face: Yes / No

IF NO: Waste Sent To:

LITTER CONTROL: Yes / No

DETAILS: Pushed Garbage Hill

APPLICATION OF DUST SUPPRESSANT: Yes / No

DETAILS:

DAILY INSPECTION FORM COMPLETED: Yes / No

DETAILS:

COMPLAINTS RECEIVED: Yes / No

If Yes, complaint file number(s) and topic:

SIGNATURE **Print Staff Name:** P. Thorpe

OFFICE USE:

Date Reviewed: **Reviewer:** **File Number:**

PRINTED BY GIGPRINT | GIGPRINT.ca | 1.800.461.5032

Township of Leeds and the Thousand Islands
1233 Prince Street, P.O. Box 280
Lansdowne, ON K0E 1L0

☑ Lansdowne
☐ Lyndhurst
☐ Escott

WASTE DISPOSAL SITE
DAILY INSPECTION FORM

DATE: Jan 14/23 **TIME:** 8:05 pm **STAFF:** Paul T / Cameron B.

DEFICIENCIES OBSERVED:

		Description / Location
Ponded Water:	Yes / No	
Windblown Litter:	Yes / No	
Leachate Springs:	Yes / No	
Animals:	Yes / No	Cats
Other:	Yes / No	

RECOMMENDED ACTIONS / ACTIONS TAKEN: Purple in A. H.

RECYCLING: **TYPE**

DATE BINS WERE ORDERED: / /

DATES BINS WERE PICKED UP: / /

REJECTED LOADS:

TIME	HAULER NAME	REASON FOR REJECTION

OTHER COMMENTS / OBSERVATIONS Pushed Garbage on Hill / Placed Bins.

COMMERCIAL HAULER OR LARGE LOADS

Time	Hauler	Material	Quantity (estimate volume & weight)	Visual Check (Yes/No)

TOTAL COUNT OF HOUSEHOLD USERS: 202

AREA OF WASTE DISPOSAL: **All waste sent to active face:** Yes / No

IF NO: Waste Sent To:

LITTER CONTROL: Yes / No

DETAILS:

APPLICATION OF DUST SUPPRESSANT: Yes / No

DETAILS:

DAILY INSPECTION FORM COMPLETED: Yes / No

DETAILS:

COMPLAINTS RECEIVED: Yes / No

If Yes, complaint file number(s) and topic:

SIGNATURE **Print Staff Name:** P. Thompson

OFFICE USE:

Date Reviewed: **Reviewer:** **File Number:**

PRINTED BY GIGPRINT | GIGPRINT.ca | 1.800.461.5032

Township of Leeds and the Thousand Islands

1233 Prince Street, P.O. Box 280
Lansdowne, ON K0E 1L0

- [x] Lansdowne
- [ ] Lyndhurst
- [ ] Escott

WASTE DISPOSAL SITE
DAILY INSPECTION FORM

DATE: Jan 13/23 **TIME:** 8:00 am **STAFF:** Paul / Alan M

DEFICIENCIES OBSERVED: Description / Location

Ponded Water:	Yes / No	
Windblown Litter:	Yes / No	
Leachate Springs:	Yes / No	
Animals:	Yes / No	Cats
Other:	Yes / No	

RECOMMENDED ACTIONS / ACTIONS TAKEN: Proper in A-H

RECYCLING: **TYPE** Paper - Plastic - Cardboard

DATE BINS WERE ORDERED: / /

DATES BINS WERE PICKED UP: / /

REJECTED LOADS:

TIME	HAULER NAME	REASON FOR REJECTION

OTHER COMMENTS / OBSERVATIONS Garbage left at Back Gate on Kidd Rd. Plowed Snow

COMMERCIAL HAULER OR LARGE LOADS

Time	Hauler	Material	Quantity (estimate volume & weight)	Visual Check (Yes/No)

TOTAL COUNT OF HOUSEHOLD USERS: 40

AREA OF WASTE DISPOSAL: All waste sent to active face: Yes / No

IF NO: Waste Sent To:

LITTER CONTROL: Yes / No

DETAILS: Pick up around Bins + Snow Snowbank

APPLICATION OF DUST SUPPRESSANT: Yes / No

DETAILS:

DAILY INSPECTION FORM COMPLETED: Yes / No

DETAILS:

COMPLAINTS RECEIVED: Yes / No

If Yes, complaint file number(s) and topic:

SIGNATURE **Print Staff Name:** P. Tarrant

OFFICE USE:

Date Reviewed: **Reviewer:** **File Number:**

PRINTED BY GIGPRINT | GIGPRINT.ca | 1.800.461.5032

Township of Leeds and the Thousand Islands

1233 Prince Street, P.O. Box 280
Lansdowne, ON K0E 1L0

- [x] Lansdowne
- [ ] Lyndhurst
- [ ] Escott

WASTE DISPOSAL SITE
DAILY INSPECTION FORM

DATE: Jan 12/23 **TIME:** 8:00 am **STAFF:** Paul T / Alan M.

DEFICIENCIES OBSERVED: Description / Location

Ponded Water:	Yes / No	
Windblown Litter:	Yes / No	
Leachate Springs:	Yes / No	
Animals:	Yes / No	Crows
Other:	Yes / No	

RECOMMENDED ACTIONS / ACTIONS TAKEN: Bagged in A.M.

RECYCLING: **TYPE**

DATE BINS WERE ORDERED: / /

DATES BINS WERE PICKED UP: / /

REJECTED LOADS:

TIME	HAULER NAME	REASON FOR REJECTION

OTHER COMMENTS / OBSERVATIONS
Bagle in to Pay Garbage Jan 11/23
Bins Packed - Pushed Brush Back

COMMERCIAL HAULER OR LARGE LOADS

Time	Hauler	Material	Quantity (estimate volume & weight)	Visual Check (Yes/No)
8:30 - 1:30	Pratt	Cardboard	4 T/L	

TOTAL COUNT OF HOUSEHOLD USERS: 123

AREA OF WASTE DISPOSAL: **All waste sent to active face:** Yes / No

IF NO: Waste Sent To:

LITTER CONTROL: Yes / No

DETAILS: Pick up Around Bins

APPLICATION OF DUST SUPPRESSANT: Yes / No

DETAILS:

DAILY INSPECTION FORM COMPLETED: Yes / No

DETAILS:

COMPLAINTS RECEIVED: Yes / No

If Yes, complaint file number(s) and topic:

SIGNATURE **Print Staff Name:** P. Trafford

OFFICE USE:

Date Reviewed: **Reviewer:** **File Number:**

PRINTED BY GIGPRINT | GIGPRINT.ca | 1.800.461.5032

Township of Leeds and the Thousand Islands
1233 Prince Street, P.O. Box 280
Lansdowne, ON K0E 1L0

☑ Lansdowne
☐ Lyndhurst
☐ Escott

WASTE DISPOSAL SITE
DAILY INSPECTION FORM

DATE: Jan 10/23 **TIME:** 8:05 AM **STAFF:** Paul T / James S

DEFICIENCIES OBSERVED:

		Description / Location
Ponded Water:	Yes / No	
Windblown Litter:	Yes / No	
Leachate Springs:	Yes / No	
Animals:	Yes / No	Cats
Other:	Yes / No	

RECOMMENDED ACTIONS / ACTIONS TAKEN: People in A.H.

RECYCLING:

DATE BINS WERE ORDERED: / /

DATES BINS WERE PICKED UP: / /

TYPE Pre Ordered Plastic & Paper

REJECTED LOADS:

TIME	HAULER NAME	REASON FOR REJECTION

OTHER COMMENTS / OBSERVATIONS
Backhoe to Escott Jan 9/23 to Place Bins.
Bins Ordered / Fri Jan/13 - Plastic - Cardboard - Paper

COMMERCIAL HAULER OR LARGE LOADS

Time	Hauler	Material	Quantity (estimate volume & weight)	Visual Check (Yes/No)
845	Private	Const	1 T/L	130.00

TOTAL COUNT OF HOUSEHOLD USERS: 112

AREA OF WASTE DISPOSAL: **All waste sent to active face:** Yes / No

IF NO: Waste Sent To:

LITTER CONTROL: Yes / No

DETAILS: Cardboard Posted on Hill / Bins Packed

APPLICATION OF DUST SUPPRESSANT: Yes / No

DETAILS:

DAILY INSPECTION FORM COMPLETED: Yes / No

DETAILS:

COMPLAINTS RECEIVED: Yes / No

If Yes, complaint file number(s) and topic:

SIGNATURE **Print Staff Name:** P. Jeffers

OFFICE USE:

Date Reviewed: **Reviewer:** **File Number:**

PRINTED BY GIGPRINT | GIGPRINT.ca | 1.800.461.5032

Township of Leeds and the Thousand Islands
1233 Prince Street, P.O. Box 280
Lansdowne, ON K0E 1L0

☑ Lansdowne
☐ Lyndhurst
☐ Escott

WASTE DISPOSAL SITE
DAILY INSPECTION FORM

DATE: Jan 9/23 **TIME:** 800 AM **STAFF:** PAUL T / ALAN M

DEFICIENCIES OBSERVED:

		Description / Location
Ponded Water:	Yes / No	
Windblown Litter:	Yes / No	
Leachate Springs:	Yes / No	
Animals:	Yes / No	Cats
Other:	Yes / No	

RECOMMENDED ACTIONS / ACTIONS TAKEN: People in A.M. (Electronics)

RECYCLING: **TYPE**

DATE BINS WERE ORDERED: / / As Per James Tomy

DATES BINS WERE PICKED UP: / / E-Waste Bin Ordered

REJECTED LOADS:

TIME	HAULER NAME	REASON FOR REJECTION

OTHER COMMENTS / OBSERVATIONS
James Checked First Aid Cabinets
Packed Bins.

COMMERCIAL HAULER OR LARGE LOADS

Time	Hauler	Material	Quantity (estimate volume & weight)	Visual Check (Yes/No)
730-830	Fletcher	Garbage	4 T/L	Village

TOTAL COUNT OF HOUSEHOLD USERS: 161

AREA OF WASTE DISPOSAL: **All waste sent to active face:** Yes / No

IF NO: Waste Sent To:

LITTER CONTROL: Yes / No

DETAILS: Pushed Garbage on Hill.

APPLICATION OF DUST SUPPRESSANT: Yes / No

DETAILS:

DAILY INSPECTION FORM COMPLETED: Yes / No

DETAILS:

COMPLAINTS RECEIVED: Yes / No

If Yes, complaint file number(s) and topic:

SIGNATURE **Print Staff Name:** P. Trapp

OFFICE USE:

Date Reviewed: **Reviewer:** **File Number:**

PRINTED BY GIGPRINT | GIGPRINT.ca | 1.800.461.5032

Township of Leeds and the Thousand Islands
1233 Prince Street, P.O. Box 280
Lansdowne, ON K0E 1L0

☒ Lansdowne
☐ Lyndhurst
☐ Escott

WASTE DISPOSAL SITE
DAILY INSPECTION FORM

DATE: Jan 7/23 **TIME:** 8:05 am **STAFF:** Paul T / Al B.

DEFICIENCIES OBSERVED:

		Description / Location
Ponded Water:	Yes / No	
Windblown Litter:	Yes / No	
Leachate Springs:	Yes / No	
Animals:	Yes / No	Cats
Other:	Yes / No	

RECOMMENDED ACTIONS / ACTIONS TAKEN: Shoveled in A-H.

RECYCLING: **TYPE**

DATE BINS WERE ORDERED: / /

DATES BINS WERE PICKED UP: / /

REJECTED LOADS:

TIME	HAULER NAME	REASON FOR REJECTION

OTHER COMMENTS / OBSERVATIONS Scraped Ramp Area - some ice Packed Bins.

COMMERCIAL HAULER OR LARGE LOADS

Time	Hauler	Material	Quantity (estimate volume & weight)	Visual Check (Yes/No)

TOTAL COUNT OF HOUSEHOLD USERS: 253

AREA OF WASTE DISPOSAL: **All waste sent to active face:** Yes / No

IF NO: Waste Sent To:

LITTER CONTROL: Yes / No

DETAILS: Picked 6 garbage on Hwy

APPLICATION OF DUST SUPPRESSANT: Yes / No

DETAILS:

DAILY INSPECTION FORM COMPLETED: Yes / No

DETAILS:

COMPLAINTS RECEIVED: Yes / No

If Yes, complaint file number(s) and topic:

SIGNATURE **Print Staff Name:** P. Tapping

OFFICE USE:

Date Reviewed: **Reviewer:** **File Number:**

PRINTED BY GIGPRINT | GIGPRINT.ca | 1.800.461.5032

Township of Leeds and the Thousand Islands
1233 Prince Street, P.O. Box 280
Lansdowne, ON K0E 1L0

- [x] Lansdowne
- [ ] Lyndhurst
- [ ] Escott

WASTE DISPOSAL SITE
DAILY INSPECTION FORM

DATE: Jan 6/23 **TIME:** 8:05 AM **STAFF:** Paul T / Alan M

DEFICIENCIES OBSERVED:

		Description / Location
Ponded Water:	Yes / No	
Windblown Litter:	Yes / No	
Leachate Springs:	Yes / No	
Animals:	Yes / No	Cats
Other:	Yes / No	

RECOMMENDED ACTIONS / ACTIONS TAKEN: Proque in A.H.

RECYCLING:

DATE BINS WERE ORDERED: 3/1/23 **TYPE** Plastic + Paper

DATES BINS WERE PICKED UP: 6/1/23

REJECTED LOADS:

TIME	HAULER NAME	REASON FOR REJECTION

OTHER COMMENTS / OBSERVATIONS Packed Bins - Pushed Back Garbage Backhoe to Escott to Pack Bins. Backdrag Exit + Entrance

COMMERCIAL HAULER OR LARGE LOADS

Time	Hauler	Material	Quantity (estimate volume & weight)	Visual Check (Yes/No)

TOTAL COUNT OF HOUSEHOLD USERS: 136

AREA OF WASTE DISPOSAL: All waste sent to active face: Yes / No

IF NO: Waste Sent To:

LITTER CONTROL: Yes / No

DETAILS: Cleanup Around Bins + out Exit Lane

APPLICATION OF DUST SUPPRESSANT: Yes / No

DETAILS:

DAILY INSPECTION FORM COMPLETED: Yes / No

DETAILS:

COMPLAINTS RECEIVED: Yes / No

If Yes, complaint file number(s) and topic:

SIGNATURE **Print Staff Name:** P. Trafford

OFFICE USE:

Date Reviewed: **Reviewer:** **File Number:**

PRINTED BY GIGPRINT | GIGPRINT.ca | 1.800.461.5032

Township of Leeds and the Thousand Islands
1233 Prince Street, P.O. Box 280
Lansdowne, ON K0E 1L0

☑ Lansdowne
☐ Lyndhurst
☐ Escott

WASTE DISPOSAL SITE
DAILY INSPECTION FORM

DATE: Jan 5/23 **TIME:** 805 am **STAFF:** Paul T / Alan M

DEFICIENCIES OBSERVED:

		Description / Location
Ponded Water:	Yes / No	
Windblown Litter:	Yes / No	
Leachate Springs:	Yes / No	
Animals:	Yes / No	Cats
Other:	Yes / No	

RECOMMENDED ACTIONS / ACTIONS TAKEN: Empty in Electronics
A - M -

RECYCLING:

DATE BINS WERE ORDERED: 3/1/23 **TYPE** Plastic - Cardboard

DATES BINS WERE PICKED UP: / /

REJECTED LOADS:

TIME	HAULER NAME	REASON FOR REJECTION

OTHER COMMENTS / OBSERVATIONS Asked for R-Waste Bin Jan 3/23
Compost Bins Changed Jan 4/23 / Placed Bins

COMMERCIAL HAULER OR LARGE LOADS

Time	Hauler	Material	Quantity (estimate volume & weight)	Visual Check (Yes/No)
830-130	Fletcher	Garbage	4 T/C	
10:00	Private	Const.	1/2 T/C	65.00

TOTAL COUNT OF HOUSEHOLD USERS: 151

AREA OF WASTE DISPOSAL: **All waste sent to active face:** Yes / No

IF NO: Waste Sent To:

LITTER CONTROL: Yes / No

DETAILS: Dozer in Jan 4/23 / Pushed Garbage on Hill

APPLICATION OF DUST SUPPRESSANT: Yes / No

DETAILS:

DAILY INSPECTION FORM COMPLETED: Yes / No

DETAILS:

COMPLAINTS RECEIVED: Yes / No

If Yes, complaint file number(s) and topic:

SIGNATURE **Print Staff Name:** R. Trafford

OFFICE USE:

Date Reviewed: **Reviewer:** **File Number:**

PRINTED BY GIGPRINT | GIGPRINT.ca | 1.800.461.5032

Township of Leeds and the Thousand Islands
1233 Prince Street, P.O. Box 280
Lansdowne, ON K0E 1L0

☑ Lansdowne
☐ Lyndhurst
☐ Escott

WASTE DISPOSAL SITE
DAILY INSPECTION FORM

DATE: JAN 3/23 **TIME:** 8:00 am **STAFF:** Pruett / Jones

DEFICIENCIES OBSERVED: Description / Location

Ponded Water:	Yes / No	
Windblown Litter:	Yes / No	
Leachate Springs:	Yes / No	
Animals:	Yes / No	Cats
Other:	Yes / No	

RECOMMENDED ACTIONS / ACTIONS TAKEN: People in D.H

RECYCLING: **TYPE**

DATE BINS WERE ORDERED: / / Pre Ordered Plastic

DATES BINS WERE PICKED UP: / / + Paper

REJECTED LOADS:

TIME	HAULER NAME	REASON FOR REJECTION

OTHER COMMENTS / OBSERVATIONS

Garbage at Gate

Thurs - ~~Plastic~~ Plastic + ~~Paper~~ Cardboard Fri - ~~Cardboard~~ Paper + Plastic

Garbage Pushed on Mine

COMMERCIAL HAULER OR LARGE LOADS

Time	Hauler	Material	Quantity (estimate volume & weight)	Visual Check (Yes/No)
7:30-8:30	Fletcher	Garbage	4 T/L	Yes
11:15	Private	"	1/2 T/L	C5.00
12:30	"	"	1/2 T/L	C5.00
12:45	"	"	1/2 T/L	C5.00
1:30	"	"	1/2 T/L	C5.00
3:00	Const.		1/2 T/L	C5.00

TOTAL COUNT OF HOUSEHOLD USERS: 207

AREA OF WASTE DISPOSAL: **All waste sent to active face:** Yes / No

IF NO: Waste Sent To: _____

LITTER CONTROL: Yes / No

DETAILS: Backman to Bscott to Place Bins

APPLICATION OF DUST SUPPRESSANT: Yes / No

DETAILS: _____

DAILY INSPECTION FORM COMPLETED: Yes / No

DETAILS: _____

COMPLAINTS RECEIVED: Yes / No

If Yes, complaint file number(s) and topic: _____

SIGNATURE _____ **Print Staff Name:** P. Trafford

OFFICE USE:

Date Reviewed: _____ **Reviewer:** _____ **File Number:** _____

PRINTED BY GIGPRINT | GIGPRINT.ca | 1.800.461.5032

Appendix G

Malroz Site Inspections

Lansdowne Site Inspection

Date: 23/05/15 Time: 4:15pm

Inspected by: AS/RG/CM

Weather Conditions: Clear

Inspection Item	condition	notes
Signage is displayed per section 2 (2) and (3) of the ECA.	Yes	
Was a site attendant present during operational hours of the landfill?	Yes	
Were any hazardous or liquid wastes observed being disposed of at the site?	No	
Are recycling materials being placed in the appropriate bins?	Yes	
Were vermin, vectors, dust or litter present?	Yes	Only a couple of seagulls
Is windblown litter present at the site? If yes, has a schedule been set for removal?	Yes	Continuous cleaning
Are brush and clean wood segregated from other wastes?	Yes	
Did any waste burning occur at the site?	No	
Is interim cover being applied to the site?	Yes	

Is the property locked outside of posted hours?	Yes	
Drainage conditions (e.g. ponded water).	Yes	Refer to photos
Are surface water features obstructed?	No	
Are there seep present?	No	
What is the condition of the methane venting system?	Good	
Was waste observed outside of the approved fill area?	Yes	Along western fence line
Condition of the waste cap (Erosion, repairs needed?)	Good	
Were any unapproved wastes deposited or observed at the site?	No	
Are on-site structures in good condition?	Yes	**Attendant Shed Vapour Monitoring** HEX: NR ME: PID: NR
Other:		

General Comments

Adam Sigurdson

Signature

Lansdowne Site Inspection

Date: 23/11/08 Time: 1:30pm

Inspected by: AS/BB

Weather Conditions: Clear

Inspection Item	condition	notes
Signage is displayed per section 2 (2) and (3) of the ECA.	Yes	
Was a site attendant present during operational hours of the landfill?	Yes	
Were any hazardous or liquid wastes observed being disposed of at the site?	No	
Are recycling materials being placed in the appropriate bins?	Yes	
Were vermin, vectors, dust or litter present?	Yes	Birds flying around garbage pile.
Is windblown litter present at the site? If yes, has a schedule been set for removal?	Yes	Yes, continuous clean up.
Are brush and clean wood segregated from other wastes?	Yes	
Did any waste burning occur at the site?	No	
Is interim cover being applied to the site?	Yes	

Is the property locked outside of posted hours?	Yes	
Drainage conditions (e.g. ponded water).	Yes	There was ponded water present
Are surface water features obstructed?	No	
Are there seep present?	No	
What is the condition of the methane venting system?	Good	
Was waste observed outside of the approved fill area?	Yes	Continuous cleanup
Condition of the waste cap (Erosion, repairs needed?)	Good	
Were any unapproved wastes deposited or observed at the site?	No	
Are on-site structures in good condition?	Good	**Attendant Shed Vapour Monitoring** HEX: NR ME: NR PID: NR
Other:		

General Comments

Signature

Appendix H

Laboratory Certificates of Analysis

CADUCEON ENVIRONMENTAL LABORATORIES
Client committed. Quality assured.

CERTIFICATE OF ANALYSIS

Final Report

C.O.C.: G109382

REPORT No. B23-03466 (i)

Report To:

Malroz Engineering Inc.
308 Wellington Street, 2nd Floor
Kingston ON K7K 7A8 Canada
Attention: Adam Superville

Caduceon Environmental Laboratories
285 Dalton Ave
Kingston Ontario K7K 6Z1
Tel: 613-544-2001
Fax: 613-544-2770

DATE RECEIVED: 17-May-23
DATE REPORTED: 13-Jun-23
SAMPLE MATRIX: Groundwater

JOB/PROJECT NO.: 1037
P.O. NUMBER:
WATERWORKS NO.

			Client I.D.		23-W002	23-W003	23-W004	23-W005
			Sample I.D.		B23-03466-1	B23-03466-2	B23-03466-3	B23-03466-4
			Date Collected		15-May-23	15-May-23	15-May-23	15-May-23
Parameter	**Units**	**R.L.**	**Reference Method**	**Date/Site Analyzed**				
Alkalinity(CaCO3) to pH4.5	mg/L	5	SM 2320B	23-May-23/O	287	418	378	747
pH @25°C	pH Units		SM 4500H	23-May-23/O	7.79	7.66	7.72	7.51
Conductivity @25°C	µmho/cm	1	SM 2510B	23-May-23/O	818	1190	1230	3350
Chloride	mg/L	0.5	SM4110C	26-May-23/O	35.8	97.3	33.1	742
Nitrate (N)	mg/L	0.05	SM4110C	26-May-23/O	0.12	4.98	37.8	< 0.5
Nitrite (N)	mg/L	0.05	SM4110C	26-May-23/O	< 0.05	< 0.5	< 0.5	< 0.5
Sulphate	mg/L	1	SM4110C	26-May-23/O	98	58	94	52
BOD(5 day)	mg/L	3	SM 5210B	25-May-23/K	< 3	< 3	< 3	< 3
Total Suspended Solids	mg/L	3	SM2540D	29-May-23/K	735	6630	10100	23200
Phosphorus-Total	mg/L	0.01	E3516.2	08-Jun-23/K	0.28	11.4	0.25	6.82
Total Kjeldahl Nitrogen	mg/L	0.1	E3516.2	08-Jun-23/K	0.3	0.8	< 0.1	0.7
Ammonia (N)-Total	mg/L	0.01	SM4500-NH3-H	07-Jun-23/K	0.04	0.07	0.09	0.09
TDS (Calc. from Cond.)	mg/L	1	Calc.	25-May-23	413	627	648	1675
Dissolved Organic Carbon	mg/L	0.2	EPA 415.2	23-May-23/O	6.9	5.4	5.4	1.4
Phenolics	mg/L	0.001	MOEE 3179	06-Jun-23/K	< 0.001	< 0.001	< 0.001	< 0.001
COD	mg/L	5	SM5220C	02-Jun-23/K	117	72	150	200
Hardness (as CaCO3)	mg/L	1	SM 3120	23-May-23/O	314	515	574	1410
Aluminum	mg/L	0.01	SM 3120	23-May-23/O	0.05	0.08	0.08	0.16
Arsenic	mg/L	0.0001	EPA 200.8	01-Jun-23/O	0.0006	0.0001	0.0006	0.0045
Barium	mg/L	0.001	SM 3120	23-May-23/O	0.051	0.832	0.128	0.894
Boron	mg/L	0.005	SM 3120	23-May-23/O	0.326	0.046	0.045	0.042
Cadmium	mg/L	0.000010	EPA 200.8	01-Jun-23/O	< 0.000012	< 0.000012	0.000018	< 0.000029
Calcium	mg/L	0.02	SM 3120	23-May-23/O	79.7	135	145	304
Chromium	mg/L	0.001	EPA 200.8	01-Jun-23/O	< 0.001	< 0.001	< 0.001	< 0.001
Cobalt	mg/L	0.0001	EPA 200.8	01-Jun-23/O	0.0003	0.0004	0.0006	0.0058
Copper	mg/L	0.0001	EPA 200.8	01-Jun-23/O	0.0010	0.0023	0.0058	0.0015
Iron	mg/L	0.005	SM 3120	23-May-23/O	0.034	0.212	< 0.005	10.0

Michelle Dubien
Lab Manager

R.L. = Reporting Limit
Test methods may be modified from specified reference method unless indicated by an *
Site Analyzed=K-Kingston,W-Windsor,O-Ottawa,R-Richmond Hill,B-Barrie

The analytical results reported herein refer to the samples as received. Reproduction of this analytical report in full or in part is prohibited without prior consent from

CADUCEON ENVIRONMENTAL LABORATORIES
Client committed. Quality assured.

CERTIFICATE OF ANALYSIS

Final Report

C.O.C.: G109382

REPORT No. B23-03466 (i)

Report To:

Malroz Engineering Inc.
308 Wellington Street, 2nd Floor
Kingston ON K7K 7A8 Canada
Attention: Adam Superville

Caduceon Environmental Laboratories
285 Dalton Ave
Kingston Ontario K7K 6Z1
Tel: 613-544-2001
Fax: 613-544-2770

DATE RECEIVED: 17-May-23
DATE REPORTED: 13-Jun-23
SAMPLE MATRIX: Groundwater

JOB/PROJECT NO.: 1037
P.O. NUMBER:
WATERWORKS NO.

			Client I.D.		23-W002	23-W003	23-W004	23-W005
			Sample I.D.		B23-03466-1	B23-03466-2	B23-03466-3	B23-03466-4
			Date Collected		15-May-23	15-May-23	15-May-23	15-May-23
Parameter	**Units**	**R.L.**	**Reference Method**	**Date/Site Analyzed**				
Lead	mg/L	0.00002	EPA 200.8	01-Jun-23/O	0.00005	< 0.00004	0.00006	0.00034
Magnesium	mg/L	0.02	SM 3120	23-May-23/O	27.8	43.2	51.5	157
Manganese	mg/L	0.001	SM 3120	23-May-23/O	0.036	0.422	0.453	1.86
Mercury	mg/L	0.00002	SM 3112 B	02-Jun-23/O	< 0.00002	< 0.00002	< 0.00002	< 0.00002
Potassium	mg/L	0.1	SM 3120	23-May-23/O	0.9	17.1	6.7	2.5
Silver	mg/L	0.0001	EPA 200.8	01-Jun-23/O	< 0.0001	< 0.0001	< 0.0001	< 0.0001
Sodium	mg/L	0.2	SM 3120	23-May-23/O	59.4	37.3	34.2	159
Strontium	mg/L	0.001	SM 3120	23-May-23/O	0.219	0.728	0.756	1.63
Uranium	mg/L	0.00005	EPA 200.8	01-Jun-23/O	0.00086	0.00286	0.00181	0.00315
Vanadium	mg/L	0.0001	EPA 200.8	01-Jun-23/O	0.0011	0.0002	0.0019	0.0011
Zinc	mg/L	0.005	SM 3120	23-May-23/O	< 0.005	< 0.005	< 0.005	< 0.005

Michelle Dubien
Lab Manager

R.L. = Reporting Limit
Test methods may be modified from specified reference method unless indicated by an *
Site Analyzed=K-Kingston,W-Windsor,O-Ottawa,R-Richmond Hill,B-Barrie

The analytical results reported herein refer to the samples as received. Reproduction of this analytical report in full or in part is prohibited without prior consent from

CADUCEON ENVIRONMENTAL LABORATORIES
Client committed. Quality assured.

CERTIFICATE OF ANALYSIS

Final Report

C.O.C.: G109382 **REPORT No. B23-03466 (i)**

Report To:

Malroz Engineering Inc.
308 Wellington Street, 2nd Floor
Kingston ON K7K 7A8 Canada
Attention: Adam Superville

Caduceon Environmental Laboratories
285 Dalton Ave
Kingston Ontario K7K 6Z1
Tel: 613-544-2001
Fax: 613-544-2770

DATE RECEIVED: 17-May-23
DATE REPORTED: 13-Jun-23
SAMPLE MATRIX: Groundwater

JOB/PROJECT NO.: 1037
P.O. NUMBER:
WATERWORKS NO.

			Client I.D.		23-W006	23-W007	23-W008	23-W009
			Sample I.D.		B23-03466-5	B23-03466-6	B23-03466-7	B23-03466-8
			Date Collected		15-May-23	15-May-23	15-May-23	15-May-23
Parameter	**Units**	**R.L.**	**Reference Method**	**Date/Site Analyzed**				
Alkalinity(CaCO3) to pH4.5	mg/L	5	SM 2320B	23-May-23/O	655	359	365	519
pH @25°C	pH Units		SM 4500H	23-May-23/O	7.64	7.96	7.93	8.21
Conductivity @25°C	µmho/cm	1	SM 2510B	23-May-23/O	2000	1160	1230	1440
Chloride	mg/L	0.5	SM4110C	26-May-23/O	226	155	173	112
Nitrate (N)	mg/L	0.05	SM4110C	26-May-23/O	< 0.5	< 0.5	< 0.5	2.94
Nitrite (N)	mg/L	0.05	SM4110C	26-May-23/O	< 0.5	< 0.5	< 0.5	< 0.5
Sulphate	mg/L	1	SM4110C	26-May-23/O	133	32	35	78
BOD(5 day)	mg/L	3	SM 5210B	25-May-23/K	< 3	< 3	< 3	< 3
Total Suspended Solids	mg/L	3	SM2540D	29-May-23/K	1310	13	5	12
Phosphorus-Total	mg/L	0.01	E3516.2	08-Jun-23/K	1.27	0.02	0.02	0.87
Total Kjeldahl Nitrogen	mg/L	0.1	E3516.2	08-Jun-23/K	0.6	0.2	0.2	0.3
Ammonia (N)-Total	mg/L	0.01	SM4500-NH3-H	07-Jun-23/K	0.03	0.02	< 0.01	< 0.01
TDS (Calc. from Cond.)	mg/L	1	Calc.	25-May-23	1010	611	648	759
Dissolved Organic Carbon	mg/L	0.2	EPA 415.2	23-May-23/O	2.6	1.3	0.9	1.6
Phenolics	mg/L	0.001	MOEE 3179	06-Jun-23/K	< 0.001	< 0.001	< 0.001	< 0.001
COD	mg/L	5	SM5220C	02-Jun-23/K	46	6	5	< 5
Hardness (as CaCO3)	mg/L	1	SM 3120	23-May-23/O	943	520	563	155
Aluminum	mg/L	0.01	SM 3120	23-May-23/O	0.11	0.06	0.07	0.02
Arsenic	mg/L	0.0001	EPA 200.8	01-Jun-23/O	0.0002	0.0002	0.0001	0.0015
Barium	mg/L	0.001	SM 3120	23-May-23/O	0.199	0.492	0.324	0.084
Boron	mg/L	0.005	SM 3120	23-May-23/O	0.304	0.066	0.047	0.191
Cadmium	mg/L	0.000010	EPA 200.8	01-Jun-23/O	0.000017	< 0.000012	< 0.000012	0.000048
Calcium	mg/L	0.02	SM 3120	23-May-23/O	208	98.9	107	25.2
Chromium	mg/L	0.001	EPA 200.8	01-Jun-23/O	< 0.001	< 0.001	< 0.001	< 0.001
Cobalt	mg/L	0.0001	EPA 200.8	01-Jun-23/O	0.0031	0.0001	0.0002	< 0.0001
Copper	mg/L	0.0001	EPA 200.8	01-Jun-23/O	0.0013	0.0002	0.0003	0.0011
Iron	mg/L	0.005	SM 3120	23-May-23/O	0.065	0.733	0.036	0.017

Michelle Dubien
Lab Manager

R.L. = Reporting Limit
Test methods may be modified from specified reference method unless indicated by an *
Site Analyzed=K-Kingston,W-Windsor,O-Ottawa,R-Richmond Hill,B-Barrie

The analytical results reported herein refer to the samples as received. Reproduction of this analytical report in full or in part is prohibited without prior consent from

CADUCEON ENVIRONMENTAL LABORATORIES
Client committed. Quality assured.

CERTIFICATE OF ANALYSIS

Final Report

C.O.C.: G109382

REPORT No. B23-03466 (i)

Report To:

Malroz Engineering Inc.
308 Wellington Street, 2nd Floor
Kingston ON K7K 7A8 Canada
Attention: Adam Superville

Caduceon Environmental Laboratories
285 Dalton Ave
Kingston Ontario K7K 6Z1
Tel: 613-544-2001
Fax: 613-544-2770

DATE RECEIVED: 17-May-23
DATE REPORTED: 13-Jun-23
SAMPLE MATRIX: Groundwater

JOB/PROJECT NO.: 1037
P.O. NUMBER:
WATERWORKS NO.

			Client I.D.		23-W006	23-W007	23-W008	23-W009
			Sample I.D.		B23-03466-5	B23-03466-6	B23-03466-7	B23-03466-8
			Date Collected		15-May-23	15-May-23	15-May-23	15-May-23
Parameter	**Units**	**R.L.**	**Reference Method**	**Date/Site Analyzed**				
Lead	mg/L	0.00002	EPA 200.8	01-Jun-23/O	0.00005	< 0.00004	< 0.00004	0.00010
Magnesium	mg/L	0.02	SM 3120	23-May-23/O	103	66.3	71.9	22.5
Manganese	mg/L	0.001	SM 3120	23-May-23/O	0.380	0.127	0.055	0.001
Mercury	mg/L	0.00002	SM 3112 B	02-Jun-23/O	< 0.00002	< 0.00002	< 0.00002	< 0.00002
Potassium	mg/L	0.1	SM 3120	23-May-23/O	3.0	2.9	2.2	3.4
Silver	mg/L	0.0001	EPA 200.8	01-Jun-23/O	< 0.0001	< 0.0001	< 0.0001	< 0.0001
Sodium	mg/L	0.2	SM 3120	23-May-23/O	68.6	33.4	39.9	283
Strontium	mg/L	0.001	SM 3120	23-May-23/O	0.787	0.935	0.850	0.545
Uranium	mg/L	0.00005	EPA 200.8	01-Jun-23/O	0.00472	0.00284	0.00256	0.0303
Vanadium	mg/L	0.0001	EPA 200.8	01-Jun-23/O	0.0005	< 0.0001	0.0002	0.0015
Zinc	mg/L	0.005	SM 3120	23-May-23/O	< 0.005	< 0.005	< 0.005	0.006

Michelle Dubien
Lab Manager

R.L. = Reporting Limit
Test methods may be modified from specified reference method unless indicated by an *
Site Analyzed=K-Kingston,W-Windsor,O-Ottawa,R-Richmond Hill,B-Barrie

The analytical results reported herein refer to the samples as received. Reproduction of this analytical report in full or in part is prohibited without prior consent from

CADUCEON ENVIRONMENTAL LABORATORIES
Client committed. Quality assured.

CERTIFICATE OF ANALYSIS

Final Report

C.O.C.: G109382 **REPORT No. B23-03466 (i)**

Report To:

Malroz Engineering Inc.
308 Wellington Street, 2nd Floor
Kingston ON K7K 7A8 Canada
Attention: Adam Superville

Caduceon Environmental Laboratories
285 Dalton Ave
Kingston Ontario K7K 6Z1
Tel: 613-544-2001
Fax: 613-544-2770

DATE RECEIVED: 17-May-23
DATE REPORTED: 13-Jun-23
SAMPLE MATRIX: Groundwater

JOB/PROJECT NO.: 1037
P.O. NUMBER:
WATERWORKS NO.

			Client I.D.		23-W010	23-W011	23-W013	23-W014
			Sample I.D.		B23-03466-9	B23-03466-10	B23-03466-11	B23-03466-12
			Date Collected		15-May-23	15-May-23	16-May-23	16-May-23
Parameter	**Units**	**R.L.**	**Reference Method**	**Date/Site Analyzed**				
Alkalinity(CaCO3) to pH4.5	mg/L	5	SM 2320B	23-May-23/O	390	388	322	589
pH @25°C	pH Units		SM 4500H	23-May-23/O	7.99	8.01	7.94	7.95
Conductivity @25°C	µmho/cm	1	SM 2510B	23-May-23/O	1270	1260	685	1290
Chloride	mg/L	0.5	SM4110C	26-May-23/O	167	166	15.0	78.9
Nitrate (N)	mg/L	0.05	SM4110C	26-May-23/O	3.06	2.97	0.06	< 0.5
Nitrite (N)	mg/L	0.05	SM4110C	26-May-23/O	< 0.5	< 0.5	< 0.05	< 0.5
Sulphate	mg/L	1	SM4110C	26-May-23/O	26	26	25	12
BOD(5 day)	mg/L	3	SM 5210B	25-May-23/K	< 3	< 3	< 3	< 3
Total Suspended Solids	mg/L	3	SM2540D	29-May-23/K	5	8	24	5980
Phosphorus-Total	mg/L	0.01	E3516.2	08-Jun-23/K	0.01	0.01	0.69	1.08
Total Kjeldahl Nitrogen	mg/L	0.1	E3516.2	08-Jun-23/K	0.2	0.1	0.1	0.8
Ammonia (N)-Total	mg/L	0.01	SM4500-NH3-H	07-Jun-23/K	< 0.01	0.02	0.03	0.36
TDS (Calc. from Cond.)	mg/L	1	Calc.	25-May-23	669	664	346	680
Dissolved Organic Carbon	mg/L	0.2	EPA 415.2	23-May-23/O	1.1	< 0.2	2.7	6.1
Phenolics	mg/L	0.001	MOEE 3179	06-Jun-23/K	< 0.001	< 0.001	< 0.001	< 0.001
COD	mg/L	5	SM5220C	02-Jun-23/K	6	5	< 5	38
Hardness (as CaCO3)	mg/L	1	SM 3120	23-May-23/O	499	514	332	520
Aluminum	mg/L	0.01	SM 3120	23-May-23/O	0.06	0.06	0.06	0.06
Arsenic	mg/L	0.0001	EPA 200.8	01-Jun-23/O	0.0001	0.0001	0.0002	0.0002
Barium	mg/L	0.001	SM 3120	23-May-23/O	0.490	0.504	0.152	0.845
Boron	mg/L	0.005	SM 3120	23-May-23/O	0.045	0.045	0.201	0.272
Cadmium	mg/L	).000010	EPA 200.8	01-Jun-23/O	< 0.000012	< 0.000012	< 0.000010	< 0.000012
Calcium	mg/L	0.02	SM 3120	23-May-23/O	85.2	87.5	72.8	76.4
Chromium	mg/L	0.001	EPA 200.8	01-Jun-23/O	0.002	0.002	< 0.001	< 0.001
Cobalt	mg/L	0.0001	EPA 200.8	01-Jun-23/O	< 0.0001	< 0.0001	0.0001	< 0.0001
Copper	mg/L	0.0001	EPA 200.8	01-Jun-23/O	0.0004	0.0004	0.0004	0.0002

Michelle Dubien
Lab Manager

R.L. = Reporting Limit
Test methods may be modified from specified reference method unless indicated by an *
Site Analyzed=K-Kingston,W-Windsor,O-Ottawa,R-Richmond Hill,B-Barrie

The analytical results reported herein refer to the samples as received. Reproduction of this analytical report in full or in part is prohibited without prior consent from

CADUCEON ENVIRONMENTAL LABORATORIES
Client committed. Quality assured.

CERTIFICATE OF ANALYSIS

Final Report

C.O.C.: G109382

REPORT No. B23-03466 (i)

Report To:

Malroz Engineering Inc.
308 Wellington Street, 2nd Floor
Kingston ON K7K 7A8 Canada
Attention: Adam Superville

Caduceon Environmental Laboratories
285 Dalton Ave
Kingston Ontario K7K 6Z1
Tel: 613-544-2001
Fax: 613-544-2770

DATE RECEIVED: 17-May-23
DATE REPORTED: 13-Jun-23
SAMPLE MATRIX: Groundwater

JOB/PROJECT NO.: 1037
P.O. NUMBER:
WATERWORKS NO.

			Client I.D.		23-W010	23-W011	23-W013	23-W014
			Sample I.D.		B23-03466-9	B23-03466-10	B23-03466-11	B23-03466-12
			Date Collected		15-May-23	15-May-23	16-May-23	16-May-23
Parameter	**Units**	**R.L.**	**Reference Method**	**Date/Site Analyzed**				
Iron	mg/L	0.005	SM 3120	23-May-23/O	< 0.005	< 0.005	0.096	0.662
Lead	mg/L	0.00002	EPA 200.8	01-Jun-23/O	< 0.00004	< 0.00004	0.00007	< 0.00004
Magnesium	mg/L	0.02	SM 3120	23-May-23/O	69.7	71.8	36.6	80.0
Manganese	mg/L	0.001	SM 3120	23-May-23/O	< 0.001	< 0.001	0.199	0.022
Mercury	mg/L	0.00002	SM 3112 B	02-Jun-23/O	< 0.00002	< 0.00002	< 0.00002	< 0.00002
Potassium	mg/L	0.1	SM 3120	23-May-23/O	1.9	1.9	2.8	3.2
Silver	mg/L	0.0001	EPA 200.8	01-Jun-23/O	< 0.0001	< 0.0001	< 0.0001	< 0.0001
Sodium	mg/L	0.2	SM 3120	23-May-23/O	68.7	70.2	26.7	44.7
Strontium	mg/L	0.001	SM 3120	23-May-23/O	0.808	0.832	1.31	2.01
Uranium	mg/L	0.00005	EPA 200.8	01-Jun-23/O	0.00307	0.00296	0.00186	0.00017
Vanadium	mg/L	0.0001	EPA 200.8	01-Jun-23/O	0.0005	0.0005	0.0002	< 0.0001
Zinc	mg/L	0.005	SM 3120	23-May-23/O	< 0.005	< 0.005	< 0.005	< 0.005

Michelle Dubien
Lab Manager

R.L. = Reporting Limit
Test methods may be modified from specified reference method unless indicated by an *
Site Analyzed=K-Kingston,W-Windsor,O-Ottawa,R-Richmond Hill,B-Barrie

The analytical results reported herein refer to the samples as received. Reproduction of this analytical report in full or in part is prohibited without prior consent from

CADUCEON ENVIRONMENTAL LABORATORIES
Client committed. Quality assured.

CERTIFICATE OF ANALYSIS

Final Report

C.O.C.: G109382 **REPORT No. B23-03466 (i)**

Report To:

Malroz Engineering Inc.
308 Wellington Street, 2nd Floor
Kingston ON K7K 7A8 Canada
Attention: Adam Superville

Caduceon Environmental Laboratories
285 Dalton Ave
Kingston Ontario K7K 6Z1
Tel: 613-544-2001
Fax: 613-544-2770

DATE RECEIVED: 17-May-23
DATE REPORTED: 13-Jun-23
SAMPLE MATRIX: Groundwater

JOB/PROJECT NO.: 1037
P.O. NUMBER:
WATERWORKS NO.

			Client I.D.		23-W015	23-W016	23-W017	23-W018
			Sample I.D.		B23-03466-13	B23-03466-14	B23-03466-15	B23-03466-16
			Date Collected		16-May-23	16-May-23	16-May-23	16-May-23
Parameter	**Units**	**R.L.**	**Reference Method**	**Date/Site Analyzed**				
Alkalinity(CaCO3) to pH4.5	mg/L	5	SM 2320B	23-May-23/O	453	501	880	498
pH @25°C	pH Units		SM 4500H	23-May-23/O	8.08	8.02	7.84	7.60
Conductivity @25°C	µmho/cm	1	SM 2510B	23-May-23/O	1020	1160	2430	1310
Chloride	mg/L	0.5	SM4110C	26-May-23/O	58.0	88.9	156	38.2
Nitrate (N)	mg/L	0.05	SM4110C	26-May-23/O	0.19	< 0.5	< 0.5	1.36
Nitrite (N)	mg/L	0.05	SM4110C	26-May-23/O	< 0.05	< 0.5	< 0.5	< 0.5
Sulphate	mg/L	1	SM4110C	26-May-23/O	24	12	404	179
BOD(5 day)	mg/L	3	SM 5210B	25-May-23/K	< 3	< 3	< 3	< 3
Total Suspended Solids	mg/L	3	SM2540D	29-May-23/K	96	455	985	305
Phosphorus-Total	mg/L	0.01	E3516.2	08-Jun-23/K	0.25	0.59	0.29	0.32
Total Kjeldahl Nitrogen	mg/L	0.1	E3516.2	08-Jun-23/K	0.3	1.4	0.7	1.9
Ammonia (N)-Total	mg/L	0.01	SM4500-NH3-H	07-Jun-23/K	0.01	0.77	0.02	0.18
TDS (Calc. from Cond.)	mg/L	1	Calc.	25-May-23	515	611	1215	661
Dissolved Organic Carbon	mg/L	0.2	EPA 415.2	23-May-23/O	4.5	10.1	5.7	12.4
Phenolics	mg/L	0.001	MOEE 3179	06-Jun-23/K	< 0.001	< 0.001	< 0.001	< 0.001
COD	mg/L	5	SM5220C	02-Jun-23/K	8	67	57	66
Hardness (as CaCO3)	mg/L	1	SM 3120	23-May-23/O	468	528	1180	590
Aluminum	mg/L	0.01	SM 3120	23-May-23/O	0.05	0.07	0.11	0.10
Arsenic	mg/L	0.0001	EPA 200.8	01-Jun-23/O	0.0006	0.0001	0.0005	0.0003
Barium	mg/L	0.001	SM 3120	23-May-23/O	0.484	0.573	0.065	0.115
Boron	mg/L	0.005	SM 3120	23-May-23/O	0.382	0.070	1.87	0.693
Cadmium	mg/L	).000010	EPA 200.8	01-Jun-23/O	< 0.000010	< 0.000012	< 0.000029	0.000030
Calcium	mg/L	0.02	SM 3120	23-May-23/O	82.9	106	234	185
Chromium	mg/L	0.001	EPA 200.8	01-Jun-23/O	< 0.001	< 0.001	< 0.001	< 0.001
Cobalt	mg/L	0.0001	EPA 200.8	01-Jun-23/O	0.0003	0.0001	0.0008	0.0004
Copper	mg/L	0.0001	EPA 200.8	01-Jun-23/O	0.0007	0.0003	0.0072	0.0031

Michelle Dubien
Lab Manager

R.L. = Reporting Limit
Test methods may be modified from specified reference method unless indicated by an *
Site Analyzed=K-Kingston,W-Windsor,O-Ottawa,R-Richmond Hill,B-Barrie

The analytical results reported herein refer to the samples as received. Reproduction of this analytical report in full or in part is prohibited without prior consent from

CADUCEON ENVIRONMENTAL LABORATORIES
Client committed. Quality assured.

CERTIFICATE OF ANALYSIS

Final Report

C.O.C.: G109382

REPORT No. B23-03466 (i)

Report To:

Malroz Engineering Inc.
308 Wellington Street, 2nd Floor
Kingston ON K7K 7A8 Canada
Attention: Adam Superville

Caduceon Environmental Laboratories
285 Dalton Ave
Kingston Ontario K7K 6Z1
Tel: 613-544-2001
Fax: 613-544-2770

DATE RECEIVED: 17-May-23
DATE REPORTED: 13-Jun-23
SAMPLE MATRIX: Groundwater

JOB/PROJECT NO.: 1037
P.O. NUMBER:
WATERWORKS NO.

			Client I.D.		23-W015	23-W016	23-W017	23-W018
			Sample I.D.		B23-03466-13	B23-03466-14	B23-03466-15	B23-03466-16
			Date Collected		16-May-23	16-May-23	16-May-23	16-May-23
Parameter	**Units**	**R.L.**	**Reference Method**	**Date/Site Analyzed**				
Iron	mg/L	0.005	SM 3120	23-May-23/O	0.114	2.45	< 0.005	0.329
Lead	mg/L	0.00002	EPA 200.8	01-Jun-23/O	< 0.00002	< 0.00004	< 0.00009	0.00004
Magnesium	mg/L	0.02	SM 3120	23-May-23/O	63.5	64.1	145	31.0
Manganese	mg/L	0.001	SM 3120	23-May-23/O	0.014	0.074	0.003	0.620
Mercury	mg/L	0.00002	SM 3112 B	02-Jun-23/O	< 0.00002	< 0.00002	< 0.00002	< 0.00002
Potassium	mg/L	0.1	SM 3120	23-May-23/O	5.2	3.2	31.9	13.0
Silver	mg/L	0.0001	EPA 200.8	01-Jun-23/O	< 0.0001	< 0.0001	< 0.0001	< 0.0001
Sodium	mg/L	0.2	SM 3120	23-May-23/O	44.7	20.6	137	50.3
Strontium	mg/L	0.001	SM 3120	23-May-23/O	2.56	1.12	1.94	1.45
Uranium	mg/L	0.00005	EPA 200.8	01-Jun-23/O	0.00095	0.00009	0.00747	0.00194
Vanadium	mg/L	0.0001	EPA 200.8	01-Jun-23/O	0.0001	0.0002	0.0004	0.0002
Zinc	mg/L	0.005	SM 3120	23-May-23/O	< 0.005	< 0.005	< 0.005	< 0.005

Michelle Dubien
Lab Manager

R.L. = Reporting Limit
Test methods may be modified from specified reference method unless indicated by an *
Site Analyzed=K-Kingston,W-Windsor,O-Ottawa,R-Richmond Hill,B-Barrie

The analytical results reported herein refer to the samples as received. Reproduction of this analytical report in full or in part is prohibited without prior consent from

CADUCEON ENVIRONMENTAL LABORATORIES
Client committed. Quality assured.

CERTIFICATE OF ANALYSIS

Final Report

C.O.C.: G109382 **REPORT No. B23-03466 (i)**

Report To:

Malroz Engineering Inc.
308 Wellington Street, 2nd Floor
Kingston ON K7K 7A8 Canada
Attention: Adam Superville

Caduceon Environmental Laboratories
285 Dalton Ave
Kingston Ontario K7K 6Z1
Tel: 613-544-2001
Fax: 613-544-2770

DATE RECEIVED: 17-May-23
DATE REPORTED: 13-Jun-23
SAMPLE MATRIX: Groundwater

JOB/PROJECT NO.: 1037
P.O. NUMBER:
WATERWORKS NO.

			Client I.D.		23-W019	23-W022	23-W024	23-W025
			Sample I.D.		B23-03466-17	B23-03466-18	B23-03466-19	B23-03466-20
			Date Collected		16-May-23	16-May-23	16-May-23	16-May-23
Parameter	**Units**	**R.L.**	**Reference Method**	**Date/Site Analyzed**				
Alkalinity(CaCO3) to pH4.5	mg/L	5	SM 2320B	23-May-23/O	257	792	325	475
pH @25°C	pH Units		SM 4500H	23-May-23/O	8.04	7.54	7.90	7.93
Conductivity @25°C	µmho/cm	1	SM 2510B	23-May-23/O	560	1460	697	964
Chloride	mg/L	0.5	SM4110C	26-May-23/O	5.8	12.4	10.9	23.6
Nitrate (N)	mg/L	0.05	SM4110C	26-May-23/O	0.08	< 0.5	7.45	0.17
Nitrite (N)	mg/L	0.05	SM4110C	26-May-23/O	< 0.05	< 0.5	< 0.05	< 0.05
Sulphate	mg/L	1	SM4110C	26-May-23/O	37	17	16	33
BOD(5 day)	mg/L	3	SM 5210B	25-May-23/K	< 3	< 3	< 3	< 3
Total Suspended Solids	mg/L	3	SM2540D	29-May-23/K	784	8020	4150	51900
Phosphorus-Total	mg/L	0.01	E3516.2	08-Jun-23/K	0.14	2.29	2.95	4.47
Total Kjeldahl Nitrogen	mg/L	0.1	E3516.2	08-Jun-23/K	0.1	7.0	0.5	0.5
Ammonia (N)-Total	mg/L	0.01	SM4500-NH3-H	07-Jun-23/K	0.03	6.72	0.06	0.18
TDS (Calc. from Cond.)	mg/L	1	Calc.	25-May-23	283	737	352	487
Dissolved Organic Carbon	mg/L	0.2	EPA 415.2	23-May-23/O	1.6	7.8	2.7	7.2
Phenolics	mg/L	0.001	MOEE 3179	06-Jun-23/K	< 0.001	< 0.001	< 0.001	< 0.001
COD	mg/L	5	SM5220C	02-Jun-23/K	7	75	48	261
Hardness (as CaCO3)	mg/L	1	SM 3120	23-May-23/O	274	722	357	479
Aluminum	mg/L	0.01	SM 3120	23-May-23/O	0.04	0.11	0.05	0.06
Arsenic	mg/L	0.0001	EPA 200.8	01-Jun-23/O	0.0001	0.0069	< 0.0001	0.0007
Barium	mg/L	0.001	SM 3120	23-May-23/O	0.303	0.550	0.124	0.416
Boron	mg/L	0.005	SM 3120	23-May-23/O	0.108	0.622	0.009	0.198
Cadmium	mg/L	0.000010	EPA 200.8	01-Jun-23/O	< 0.000010	< 0.000012	0.000213	< 0.000010
Calcium	mg/L	0.02	SM 3120	23-May-23/O	64.7	180	82.3	102
Chromium	mg/L	0.001	EPA 200.8	01-Jun-23/O	< 0.001	< 0.001	0.002	< 0.001
Cobalt	mg/L	0.0001	EPA 200.8	01-Jun-23/O	0.0001	0.0061	0.0016	0.0006
Copper	mg/L	0.0001	EPA 200.8	01-Jun-23/O	0.0002	0.0002	0.0006	0.0004

Michelle Dubien
Lab Manager

R.L. = Reporting Limit
Test methods may be modified from specified reference method unless indicated by an *
Site Analyzed=K-Kingston,W-Windsor,O-Ottawa,R-Richmond Hill,B-Barrie

The analytical results reported herein refer to the samples as received. Reproduction of this analytical report in full or in part is prohibited without prior consent from

CADUCEON ENVIRONMENTAL LABORATORIES
Client committed. Quality assured.

CERTIFICATE OF ANALYSIS

Final Report

C.O.C.: G109382

REPORT No. B23-03466 (i)

Report To:

Malroz Engineering Inc.
308 Wellington Street, 2nd Floor
Kingston ON K7K 7A8 Canada
Attention: Adam Superville

Caduceon Environmental Laboratories
285 Dalton Ave
Kingston Ontario K7K 6Z1
Tel: 613-544-2001
Fax: 613-544-2770

DATE RECEIVED: 17-May-23
DATE REPORTED: 13-Jun-23
SAMPLE MATRIX: Groundwater

JOB/PROJECT NO.: 1037
P.O. NUMBER:
WATERWORKS NO.

			Client I.D.		23-W019	23-W022	23-W024	23-W025
			Sample I.D.		B23-03466-17	B23-03466-18	B23-03466-19	B23-03466-20
			Date Collected		16-May-23	16-May-23	16-May-23	16-May-23
Parameter	**Units**	**R.L.**	**Reference Method**	**Date/Site Analyzed**				
Iron	mg/L	0.005	SM 3120	23-May-23/O	0.366	17.0	< 0.005	2.04
Lead	mg/L	0.00002	EPA 200.8	01-Jun-23/O	< 0.00002	< 0.00004	< 0.00002	0.00006
Magnesium	mg/L	0.02	SM 3120	23-May-23/O	27.2	66.3	36.7	54.4
Manganese	mg/L	0.001	SM 3120	23-May-23/O	0.064	0.101	0.001	0.123
Mercury	mg/L	0.00002	SM 3112 B	02-Jun-23/O	< 0.00002	< 0.00002	< 0.00002	< 0.00002
Potassium	mg/L	0.1	SM 3120	23-May-23/O	1.6	16.1	1.0	2.7
Silver	mg/L	0.0001	EPA 200.8	01-Jun-23/O	< 0.0001	< 0.0001	< 0.0001	< 0.0001
Sodium	mg/L	0.2	SM 3120	23-May-23/O	13.8	44.2	12.3	28.4
Strontium	mg/L	0.001	SM 3120	23-May-23/O	0.673	0.946	0.365	1.07
Uranium	mg/L	0.00005	EPA 200.8	01-Jun-23/O	0.00015	0.00038	0.00122	0.00105
Vanadium	mg/L	0.0001	EPA 200.8	01-Jun-23/O	< 0.0001	0.0007	0.0004	0.0001
Zinc	mg/L	0.005	SM 3120	23-May-23/O	< 0.005	< 0.005	< 0.005	< 0.005

Michelle Dubien
Lab Manager

R.L. = Reporting Limit
Test methods may be modified from specified reference method unless indicated by an *
Site Analyzed=K-Kingston,W-Windsor,O-Ottawa,R-Richmond Hill,B-Barrie

The analytical results reported herein refer to the samples as received. Reproduction of this analytical report in full or in part is prohibited without prior consent from

CADUCEON ENVIRONMENTAL LABORATORIES
Client committed. Quality assured.

CERTIFICATE OF ANALYSIS

Final Report

C.O.C.: G109382 **REPORT No. B23-03466 (i)**

Report To:

Malroz Engineering Inc.
308 Wellington Street, 2nd Floor
Kingston ON K7K 7A8 Canada
Attention: Adam Superville

Caduceon Environmental Laboratories
285 Dalton Ave
Kingston Ontario K7K 6Z1
Tel: 613-544-2001
Fax: 613-544-2770

DATE RECEIVED: 17-May-23
DATE REPORTED: 13-Jun-23
SAMPLE MATRIX: Groundwater

JOB/PROJECT NO.: 1037
P.O. NUMBER:
WATERWORKS NO.

			Client I.D.		23-W026	23-W027	23-W029	23-W031
			Sample I.D.		B23-03466-21	B23-03466-22	B23-03466-23	B23-03466-24
			Date Collected		17-May-23	17-May-23	17-May-23	17-May-23
Parameter	**Units**	**R.L.**	**Reference Method**	**Date/Site Analyzed**				
Alkalinity(CaCO3) to pH4.5	mg/L	5	SM 2320B	23-May-23/O	350	424	167	< 5
pH @25°C	pH Units		SM 4500H	23-May-23/O	8.09	8.03	7.77	6.14
Conductivity @25°C	µmho/cm	1	SM 2510B	23-May-23/O	731	1500	435	< 1
Chloride	mg/L	0.5	SM4110C	26-May-23/O	5.8	216	2.7	< 0.5
Nitrate (N)	mg/L	0.05	SM4110C	26-May-23/O	0.06	< 0.5	12.3	< 0.05
Nitrite (N)	mg/L	0.05	SM4110C	26-May-23/O	< 0.05	< 0.5	< 0.05	< 0.05
Sulphate	mg/L	1	SM4110C	26-May-23/O	48	45	9	< 1
BOD(5 day)	mg/L	3	SM 5210B	25-May-23/K	< 3	< 3	< 3	< 3
Total Suspended Solids	mg/L	3	SM2540D	29-May-23/K	3	< 3	86	90
Phosphorus-Total	mg/L	0.01	E3516.2	08-Jun-23/K	0.05	0.02	0.23	0.01
Total Kjeldahl Nitrogen	mg/L	0.1	E3516.2	08-Jun-23/K	0.2	0.6	0.4	< 0.1
Ammonia (N)-Total	mg/L	0.01	SM4500-NH3-H	07-Jun-23/K	0.02	0.25	0.12	< 0.01
TDS (Calc. from Cond.)	mg/L	1	Calc.	25-May-23	369	757	220	< 1
Dissolved Organic Carbon	mg/L	0.2	EPA 415.2	23-May-23/O	2.5	1.6	8.6	7.6
Phenolics	mg/L	0.001	MOEE 3179	06-Jun-23/K	< 0.001	< 0.001	< 0.001	< 0.001
COD	mg/L	5	SM5220C	02-Jun-23/K	12	16	61	< 5
Hardness (as CaCO3)	mg/L	1	SM 3120	23-May-23/O	346	593	204	38
Aluminum	mg/L	0.01	SM 3120	23-May-23/O	0.06	0.08	0.04	< 0.01
Arsenic	mg/L	0.0001	EPA 200.8	01-Jun-23/O	0.0002	< 0.0001	0.0003	0.0002
Barium	mg/L	0.001	SM 3120	23-May-23/O	0.210	0.502	0.036	0.021
Boron	mg/L	0.005	SM 3120	23-May-23/O	0.231	0.216	< 0.005	0.037
Cadmium	mg/L	).000010	EPA 200.8	01-Jun-23/O	< 0.000010	< 0.000012	< 0.000010	< 0.000010
Calcium	mg/L	0.02	SM 3120	23-May-23/O	79.9	128	49.4	3.90
Chromium	mg/L	0.001	EPA 200.8	01-Jun-23/O	< 0.001	< 0.001	< 0.001	< 0.001
Cobalt	mg/L	0.0001	EPA 200.8	01-Jun-23/O	< 0.0001	0.0006	0.0002	< 0.0001
Copper	mg/L	0.0001	EPA 200.8	01-Jun-23/O	0.0003	0.0017	0.0033	0.0009

Michelle Dubien
Lab Manager

R.L. = Reporting Limit
Test methods may be modified from specified reference method unless indicated by an *
Site Analyzed=K-Kingston,W-Windsor,O-Ottawa,R-Richmond Hill,B-Barrie

The analytical results reported herein refer to the samples as received. Reproduction of this analytical report in full or in part is prohibited without prior consent from

CADUCEON ENVIRONMENTAL LABORATORIES
Client committed. Quality assured.

CERTIFICATE OF ANALYSIS

Final Report

C.O.C.: G109382

REPORT No. B23-03466 (i)

Report To:

Malroz Engineering Inc.
308 Wellington Street, 2nd Floor
Kingston ON K7K 7A8 Canada
Attention: Adam Superville

Caduceon Environmental Laboratories
285 Dalton Ave
Kingston Ontario K7K 6Z1
Tel: 613-544-2001
Fax: 613-544-2770

DATE RECEIVED: 17-May-23
DATE REPORTED: 13-Jun-23
SAMPLE MATRIX: Groundwater

JOB/PROJECT NO.: 1037
P.O. NUMBER:
WATERWORKS NO.

			Client I.D.		23-W026	23-W027	23-W029	23-W031
			Sample I.D.		B23-03466-21	B23-03466-22	B23-03466-23	B23-03466-24
			Date Collected		17-May-23	17-May-23	17-May-23	17-May-23
Parameter	**Units**	**R.L.**	**Reference Method**	**Date/Site Analyzed**				
Iron	mg/L	0.005	SM 3120	23-May-23/O	0.417	0.072	0.009	< 0.005
Lead	mg/L	0.00002	EPA 200.8	01-Jun-23/O	0.00004	0.00011	< 0.00002	< 0.00002
Magnesium	mg/L	0.02	SM 3120	23-May-23/O	35.5	66.5	19.6	6.79
Manganese	mg/L	0.001	SM 3120	23-May-23/O	0.124	0.433	0.005	0.008
Mercury	mg/L	0.00002	SM 3112 B	02-Jun-23/O	< 0.00002	< 0.00002	< 0.00002	< 0.00002
Potassium	mg/L	0.1	SM 3120	23-May-23/O	1.5	6.0	0.9	1.3
Silver	mg/L	0.0001	EPA 200.8	01-Jun-23/O	< 0.0001	< 0.0001	< 0.0001	< 0.0001
Sodium	mg/L	0.2	SM 3120	23-May-23/O	29.4	80.5	8.2	6.6
Strontium	mg/L	0.001	SM 3120	23-May-23/O	1.88	2.26	0.220	0.050
Uranium	mg/L	0.00005	EPA 200.8	01-Jun-23/O	0.00082	0.00212	0.00076	0.00159
Vanadium	mg/L	0.0001	EPA 200.8	01-Jun-23/O	< 0.0001	0.0003	0.0019	0.0009
Zinc	mg/L	0.005	SM 3120	23-May-23/O	0.005	0.008	< 0.005	< 0.005

Michelle Dubien
Lab Manager

R.L. = Reporting Limit
Test methods may be modified from specified reference method unless indicated by an *
Site Analyzed=K-Kingston,W-Windsor,O-Ottawa,R-Richmond Hill,B-Barrie

The analytical results reported herein refer to the samples as received. Reproduction of this analytical report in full or in part is prohibited without prior consent from

CADUCEON ENVIRONMENTAL LABORATORIES
Client committed. Quality assured.

CERTIFICATE OF ANALYSIS

Final Report

C.O.C.: G109382

REPORT No. B23-03466 (ii)

Report To:

Malroz Engineering Inc.
308 Wellington Street, 2nd Floor
Kingston ON K7K 7A8 Canada
Attention: Adam Superville

Caduceon Environmental Laboratories
285 Dalton Ave
Kingston Ontario K7K 6Z1
Tel: 613-544-2001
Fax: 613-544-2770

DATE RECEIVED: 17-May-23
DATE REPORTED: 13-Jun-23
SAMPLE MATRIX: Groundwater

JOB/PROJECT NO.: 1037
P.O. NUMBER:
WATERWORKS NO.

			Client I.D.		23-W002	23-W003	23-W004	23-W005
			Sample I.D.		B23-03466-1	B23-03466-2	B23-03466-3	B23-03466-4
			Date Collected		15-May-23	15-May-23	15-May-23	15-May-23
Parameter	**Units**	**R.L.**	**Reference Method**	**Date/Site Analyzed**				
Acetone	µg/L	30	EPA 8260	30-May-23/R	< 30	< 30	< 30	< 30
Benzene	µg/L	0.5	EPA 8260	30-May-23/R	< 0.5	< 0.5	< 0.5	< 0.5
Bromodichloromethane	µg/L	2	EPA 8260	30-May-23/R	< 2	< 2	< 2	< 2
Bromoform	µg/L	5	EPA 8260	30-May-23/R	< 5	< 5	< 5	< 5
Bromomethane	µg/L	0.5	EPA 8260	30-May-23/R	< 0.5	< 0.5	< 0.5	< 0.5
Carbon Tetrachloride	µg/L	0.2	EPA 8260	30-May-23/R	< 0.2	< 0.2	< 0.2	< 0.2
Monochlorobenzene (Chlorobenzene)	µg/L	0.5	EPA 8260	30-May-23/R	< 0.5	< 0.5	< 0.5	< 0.5
Chloroethane	µg/L	3	EPA 8260	30-May-23/R	< 3	< 3	< 3	< 3
Chloroform	µg/L	1	EPA 8260	30-May-23/R	< 1	< 1	< 1	< 1
Chloromethane	µg/L	2	EPA 8260	30-May-23/R	< 2	< 2	< 2	< 2
Dibromochloromethane	µg/L	2	EPA 8260	30-May-23/R	< 2	< 2	< 2	< 2
Dichlorobenzene,1,2-	µg/L	0.5	EPA 8260	30-May-23/R	< 0.5	< 0.5	< 0.5	< 0.5
Dichlorobenzene,1,3-	µg/L	0.5	EPA 8260	30-May-23/R	< 0.5	< 0.5	< 0.5	< 0.5
Dichlorobenzene,1,4-	µg/L	0.5	EPA 8260	30-May-23/R	< 0.5	< 0.5	< 0.5	< 0.5
Dichlorodifluoromethane	µg/L	2	EPA 8260	30-May-23/R	< 2	< 2	< 2	< 2
Dichloroethane,1,1-	µg/L	0.5	EPA 8260	30-May-23/R	< 0.5	< 0.5	< 0.5	< 0.5
Dichloroethane,1,2-	µg/L	0.5	EPA 8260	30-May-23/R	< 0.5	< 0.5	< 0.5	< 0.5
Dichloroethylene,1,1-	µg/L	0.5	EPA 8260	30-May-23/R	< 0.5	< 0.5	< 0.5	< 0.5
Dichloroethene, cis-1,2-	µg/L	0.5	EPA 8260	30-May-23/R	< 0.5	< 0.5	< 0.5	< 0.5
Dichloroethene, trans-1,2-	µg/L	0.5	EPA 8260	30-May-23/R	< 0.5	< 0.5	< 0.5	< 0.5
Dichloropropane,1,2-	µg/L	0.5	EPA 8260	30-May-23/R	< 0.5	< 0.5	< 0.5	< 0.5
Dichloropropene 1,3- cis+trans	µg/L	0.5	EPA 8260	30-May-23/R	< 0.5	< 0.5	< 0.5	< 0.5
Dichloropropene, trans-1,3-	µg/L	0.5	EPA 8260	30-May-23/R	< 0.5	< 0.5	< 0.5	< 0.5
Dichloropropene, cis-1,3-	µg/L	0.5	EPA 8260	30-May-23/R	< 0.5	< 0.5	< 0.5	< 0.5
Ethylbenzene	µg/L	0.5	EPA 8260	30-May-23/R	< 0.5	< 0.5	< 0.5	< 0.5

R.L. = Reporting Limit
Test methods may be modified from specified reference method unless indicated by an *
Site Analyzed=K-Kingston,W-Windsor,O-Ottawa,R-Richmond Hill,B-Barrie

Michelle Dubien
Lab Manager

The analytical results reported herein refer to the samples as received. Reproduction of this analytical report in full or in part is prohibited without prior consent from

CADUCEON ENVIRONMENTAL LABORATORIES
Client committed. Quality assured.

CERTIFICATE OF ANALYSIS

Final Report

C.O.C.: G109382

REPORT No. B23-03466 (ii)

Report To:

Malroz Engineering Inc.
308 Wellington Street, 2nd Floor
Kingston ON K7K 7A8 Canada
Attention: Adam Superville

Caduceon Environmental Laboratories
285 Dalton Ave
Kingston Ontario K7K 6Z1
Tel: 613-544-2001
Fax: 613-544-2770

DATE RECEIVED: 17-May-23
DATE REPORTED: 13-Jun-23
SAMPLE MATRIX: Groundwater

JOB/PROJECT NO.: 1037
P.O. NUMBER:
WATERWORKS NO.

			Client I.D.		23-W002	23-W003	23-W004	23-W005
			Sample I.D.		B23-03466-1	B23-03466-2	B23-03466-3	B23-03466-4
			Date Collected		15-May-23	15-May-23	15-May-23	15-May-23
Parameter	**Units**	**R.L.**	**Reference Method**	**Date/Site Analyzed**				
Dibromoethane,1,2- (Ethylene Dibromide)	µg/L	0.2	EPA 8260	30-May-23/R	< 0.2	< 0.2	< 0.2	< 0.2
Hexane	µg/L	5	EPA 8260	30-May-23/R	< 5	< 5	< 5	< 5
Methyl Butyl Ketone	µg/L	5	EPA 8260	30-May-23/R	< 5	< 5	< 5	< 5
Methyl Ethyl Ketone	µg/L	20	EPA 8260	30-May-23/R	< 20	< 20	< 20	< 20
Methyl Isobutyl Ketone	µg/L	20	EPA 8260	30-May-23/R	< 20	< 20	< 20	< 20
Methyl-t-butyl Ether	µg/L	2	EPA 8260	30-May-23/R	< 2	< 2	< 2	< 2
Dichloromethane (Methylene Chloride)	µg/L	5	EPA 8260	30-May-23/R	< 5	< 5	< 5	< 5
Styrene	µg/L	0.5	EPA 8260	30-May-23/R	< 0.5	< 0.5	< 0.5	< 0.5
Tetrachloroethane,1,1,1,2-	µg/L	0.5	EPA 8260	30-May-23/R	< 0.5	< 0.5	< 0.5	< 0.5
Tetrachloroethane,1,1,2,2-	µg/L	0.5	EPA 8260	30-May-23/R	< 0.5	< 0.5	< 0.5	< 0.5
Tetrachloroethylene	µg/L	0.5	EPA 8260	30-May-23/R	< 0.5	< 0.5	< 0.5	< 0.5
Toluene	µg/L	0.5	EPA 8260	30-May-23/R	< 0.5	< 0.5	< 0.5	< 0.5
Trichloroethane,1,1,1-	µg/L	0.5	EPA 8260	30-May-23/R	< 0.5	< 0.5	< 0.5	< 0.5
Trichloroethane,1,1,2-	µg/L	0.5	EPA 8260	30-May-23/R	< 0.5	< 0.5	< 0.5	< 0.5
Trichloroethylene	µg/L	0.5	EPA 8260	30-May-23/R	< 0.5	< 0.5	< 0.5	< 0.5
Trichlorofluoromethane	µg/L	5	EPA 8260	30-May-23/R	< 5	< 5	< 5	< 5
Trimethylbenzene,1,3,5-	µg/L	0.1	EPA 8260	30-May-23/R	< 0.1	< 0.1	< 0.1	< 0.1
Vinyl Chloride	µg/L	0.2	EPA 8260	30-May-23/R	< 0.2	< 0.2	< 0.2	< 0.2
Xylene, m,p-	µg/L	1.0	EPA 8260	30-May-23/R	< 1.0	< 1.0	< 1.0	< 1.0
Xylene, o-	µg/L	0.5	EPA 8260	30-May-23/R	< 0.5	< 0.5	< 0.5	< 0.5
Xylene, m,p,o-	µg/L	1.1	EPA 8260	30-May-23/R	< 1.1	< 1.1	< 1.1	< 1.1

R.L. = Reporting Limit
Test methods may be modified from specified reference method unless indicated by an *
Site Analyzed=K-Kingston,W-Windsor,O-Ottawa,R-Richmond Hill,B-Barrie

Michelle Dubien
Lab Manager

The analytical results reported herein refer to the samples as received. Reproduction of this analytical report in full or in part is prohibited without prior consent from

CADUCEON ENVIRONMENTAL LABORATORIES
Client committed. Quality assured.

CERTIFICATE OF ANALYSIS

Final Report

C.O.C.: G109382

REPORT No. B23-03466 (ii)

Report To:

Malroz Engineering Inc.
308 Wellington Street, 2nd Floor
Kingston ON K7K 7A8 Canada
Attention: Adam Superville

Caduceon Environmental Laboratories
285 Dalton Ave
Kingston Ontario K7K 6Z1
Tel: 613-544-2001
Fax: 613-544-2770

DATE RECEIVED: 17-May-23
DATE REPORTED: 13-Jun-23
SAMPLE MATRIX: Groundwater

JOB/PROJECT NO.: 1037
P.O. NUMBER:
WATERWORKS NO.

			Client I.D.		23-W006	23-W007	23-W008	23-W009
			Sample I.D.		B23-03466-5	B23-03466-6	B23-03466-7	B23-03466-8
			Date Collected		15-May-23	15-May-23	15-May-23	15-May-23
Parameter	**Units**	**R.L.**	**Reference Method**	**Date/Site Analyzed**				
Acetone	µg/L	30	EPA 8260	30-May-23/R	< 30	< 30	< 30	< 30
Benzene	µg/L	0.5	EPA 8260	30-May-23/R	< 0.5	< 0.5	< 0.5	< 0.5
Bromodichloromethane	µg/L	2	EPA 8260	30-May-23/R	< 2	< 2	< 2	< 2
Bromoform	µg/L	5	EPA 8260	30-May-23/R	< 5	< 5	< 5	< 5
Bromomethane	µg/L	0.5	EPA 8260	30-May-23/R	< 0.5	< 0.5	< 0.5	< 0.5
Carbon Tetrachloride	µg/L	0.2	EPA 8260	30-May-23/R	< 0.2	< 0.2	< 0.2	< 0.2
Monochlorobenzene (Chlorobenzene)	µg/L	0.5	EPA 8260	30-May-23/R	< 0.5	< 0.5	< 0.5	< 0.5
Chloroethane	µg/L	3	EPA 8260	30-May-23/R	< 3	< 3	< 3	< 3
Chloroform	µg/L	1	EPA 8260	30-May-23/R	< 1	< 1	< 1	< 1
Chloromethane	µg/L	2	EPA 8260	30-May-23/R	< 2	< 2	< 2	< 2
Dibromochloromethane	µg/L	2	EPA 8260	30-May-23/R	< 2	< 2	< 2	< 2
Dichlorobenzene,1,2-	µg/L	0.5	EPA 8260	30-May-23/R	< 0.5	< 0.5	< 0.5	< 0.5
Dichlorobenzene,1,3-	µg/L	0.5	EPA 8260	30-May-23/R	< 0.5	< 0.5	< 0.5	< 0.5
Dichlorobenzene,1,4-	µg/L	0.5	EPA 8260	30-May-23/R	< 0.5	< 0.5	< 0.5	< 0.5
Dichlorodifluoromethane	µg/L	2	EPA 8260	30-May-23/R	< 2	< 2	< 2	< 2
Dichloroethane,1,1-	µg/L	0.5	EPA 8260	30-May-23/R	< 0.5	< 0.5	< 0.5	< 0.5
Dichloroethane,1,2-	µg/L	0.5	EPA 8260	30-May-23/R	< 0.5	< 0.5	< 0.5	< 0.5
Dichloroethylene,1,1-	µg/L	0.5	EPA 8260	30-May-23/R	< 0.5	< 0.5	< 0.5	< 0.5
Dichloroethene, cis-1,2-	µg/L	0.5	EPA 8260	30-May-23/R	< 0.5	< 0.5	< 0.5	< 0.5
Dichloroethene, trans-1,2-	µg/L	0.5	EPA 8260	30-May-23/R	< 0.5	< 0.5	< 0.5	< 0.5
Dichloropropane,1,2-	µg/L	0.5	EPA 8260	30-May-23/R	< 0.5	< 0.5	< 0.5	< 0.5
Dichloropropene 1,3- cis+trans	µg/L	0.5	EPA 8260	30-May-23/R	< 0.5	< 0.5	< 0.5	< 0.5
Dichloropropene, trans-1,3-	µg/L	0.5	EPA 8260	30-May-23/R	< 0.5	< 0.5	< 0.5	< 0.5
Dichloropropene, cis-1,3-	µg/L	0.5	EPA 8260	30-May-23/R	< 0.5	< 0.5	< 0.5	< 0.5
Ethylbenzene	µg/L	0.5	EPA 8260	30-May-23/R	< 0.5	< 0.5	< 0.5	< 0.5

R.L. = Reporting Limit
Test methods may be modified from specified reference method unless indicated by an *
Site Analyzed=K-Kingston,W-Windsor,O-Ottawa,R-Richmond Hill,B-Barrie

Michelle Dubien
Lab Manager

The analytical results reported herein refer to the samples as received. Reproduction of this analytical report in full or in part is prohibited without prior consent from

CADUCEON ENVIRONMENTAL LABORATORIES
Client committed. Quality assured.

CERTIFICATE OF ANALYSIS

Final Report

C.O.C.: G109382 **REPORT No. B23-03466 (ii)**

Report To:

Malroz Engineering Inc.
308 Wellington Street, 2nd Floor
Kingston ON K7K 7A8 Canada
Attention: Adam Superville

Caduceon Environmental Laboratories
285 Dalton Ave
Kingston Ontario K7K 6Z1
Tel: 613-544-2001
Fax: 613-544-2770

DATE RECEIVED: 17-May-23
DATE REPORTED: 13-Jun-23
SAMPLE MATRIX: Groundwater

JOB/PROJECT NO.: 1037
P.O. NUMBER:
WATERWORKS NO.

			Client I.D.		23-W006	23-W007	23-W008	23-W009
			Sample I.D.		B23-03466-5	B23-03466-6	B23-03466-7	B23-03466-8
			Date Collected		15-May-23	15-May-23	15-May-23	15-May-23
Parameter	**Units**	**R.L.**	**Reference Method**	**Date/Site Analyzed**				
Dibromoethane,1,2- (Ethylene Dibromide)	µg/L	0.2	EPA 8260	30-May-23/R	< 0.2	< 0.2	< 0.2	< 0.2
Hexane	µg/L	5	EPA 8260	30-May-23/R	< 5	< 5	< 5	< 5
Methyl Butyl Ketone	µg/L	5	EPA 8260	30-May-23/R	< 5	< 5	< 5	< 5
Methyl Ethyl Ketone	µg/L	20	EPA 8260	30-May-23/R	< 20	< 20	< 20	< 20
Methyl Isobutyl Ketone	µg/L	20	EPA 8260	30-May-23/R	< 20	< 20	< 20	< 20
Methyl-t-butyl Ether	µg/L	2	EPA 8260	30-May-23/R	2	< 2	< 2	< 2
Dichloromethane (Methylene Chloride)	µg/L	5	EPA 8260	30-May-23/R	< 5	< 5	< 5	< 5
Styrene	µg/L	0.5	EPA 8260	30-May-23/R	< 0.5	< 0.5	< 0.5	< 0.5
Tetrachloroethane,1,1,1,2-	µg/L	0.5	EPA 8260	30-May-23/R	< 0.5	< 0.5	< 0.5	< 0.5
Tetrachloroethane,1,1,2,2-	µg/L	0.5	EPA 8260	30-May-23/R	< 0.5	< 0.5	< 0.5	< 0.5
Tetrachloroethylene	µg/L	0.5	EPA 8260	30-May-23/R	< 0.5	< 0.5	< 0.5	< 0.5
Toluene	µg/L	0.5	EPA 8260	30-May-23/R	< 0.5	< 0.5	< 0.5	< 0.5
Trichloroethane,1,1,1-	µg/L	0.5	EPA 8260	30-May-23/R	< 0.5	< 0.5	< 0.5	< 0.5
Trichloroethane,1,1,2-	µg/L	0.5	EPA 8260	30-May-23/R	< 0.5	< 0.5	< 0.5	< 0.5
Trichloroethylene	µg/L	0.5	EPA 8260	30-May-23/R	< 0.5	< 0.5	< 0.5	< 0.5
Trichlorofluoromethane	µg/L	5	EPA 8260	30-May-23/R	< 5	< 5	< 5	< 5
Trimethylbenzene,1,3,5-	µg/L	0.1	EPA 8260	30-May-23/R	< 0.1	< 0.1	< 0.1	< 0.1
Vinyl Chloride	µg/L	0.2	EPA 8260	30-May-23/R	< 0.2	< 0.2	< 0.2	< 0.2
Xylene, m,p-	µg/L	1.0	EPA 8260	30-May-23/R	< 1.0	< 1.0	< 1.0	< 1.0
Xylene, o-	µg/L	0.5	EPA 8260	30-May-23/R	< 0.5	< 0.5	< 0.5	< 0.5
Xylene, m,p,o-	µg/L	1.1	EPA 8260	30-May-23/R	< 1.1	< 1.1	< 1.1	< 1.1

R.L. = Reporting Limit
Test methods may be modified from specified reference method unless indicated by an *
Site Analyzed=K-Kingston,W-Windsor,O-Ottawa,R-Richmond Hill,B-Barrie

Michelle Dubien
Lab Manager

The analytical results reported herein refer to the samples as received. Reproduction of this analytical report in full or in part is prohibited without prior consent from

CADUCEON ENVIRONMENTAL LABORATORIES
Client committed. Quality assured.

CERTIFICATE OF ANALYSIS

Final Report

C.O.C.: G109382

REPORT No. B23-03466 (ii)

Report To:

Malroz Engineering Inc.
308 Wellington Street, 2nd Floor
Kingston ON K7K 7A8 Canada
Attention: Adam Superville

Caduceon Environmental Laboratories
285 Dalton Ave
Kingston Ontario K7K 6Z1
Tel: 613-544-2001
Fax: 613-544-2770

DATE RECEIVED: 17-May-23
DATE REPORTED: 13-Jun-23
SAMPLE MATRIX: Groundwater

JOB/PROJECT NO.: 1037
P.O. NUMBER:
WATERWORKS NO.

			Client I.D.		23-W010	23-W011	23-W013	23-W014
			Sample I.D.		B23-03466-9	B23-03466-10	B23-03466-11	B23-03466-12
			Date Collected		15-May-23	15-May-23	16-May-23	16-May-23
Parameter	**Units**	**R.L.**	**Reference Method**	**Date/Site Analyzed**				
Acetone	µg/L	30	EPA 8260	30-May-23/R	< 30	< 30	< 30	< 30
Benzene	µg/L	0.5	EPA 8260	30-May-23/R	< 0.5	< 0.5	< 0.5	< 0.5
Bromodichloromethane	µg/L	2	EPA 8260	30-May-23/R	< 2	< 2	< 2	< 2
Bromoform	µg/L	5	EPA 8260	30-May-23/R	< 5	< 5	< 5	< 5
Bromomethane	µg/L	0.5	EPA 8260	30-May-23/R	< 0.5	< 0.5	< 0.5	< 0.5
Carbon Tetrachloride	µg/L	0.2	EPA 8260	30-May-23/R	< 0.2	< 0.2	< 0.2	< 0.2
Monochlorobenzene (Chlorobenzene)	µg/L	0.5	EPA 8260	30-May-23/R	< 0.5	< 0.5	< 0.5	< 0.5
Chloroethane	µg/L	3	EPA 8260	30-May-23/R	< 3	< 3	< 3	< 3
Chloroform	µg/L	1	EPA 8260	30-May-23/R	< 1	< 1	< 1	< 1
Chloromethane	µg/L	2	EPA 8260	30-May-23/R	< 2	< 2	< 2	< 2
Dibromochloromethane	µg/L	2	EPA 8260	30-May-23/R	< 2	< 2	< 2	< 2
Dichlorobenzene,1,2-	µg/L	0.5	EPA 8260	30-May-23/R	< 0.5	< 0.5	< 0.5	< 0.5
Dichlorobenzene,1,3-	µg/L	0.5	EPA 8260	30-May-23/R	< 0.5	< 0.5	< 0.5	< 0.5
Dichlorobenzene,1,4-	µg/L	0.5	EPA 8260	30-May-23/R	< 0.5	< 0.5	< 0.5	< 0.5
Dichlorodifluoromethane	µg/L	2	EPA 8260	30-May-23/R	< 2	< 2	< 2	< 2
Dichloroethane,1,1-	µg/L	0.5	EPA 8260	30-May-23/R	< 0.5	< 0.5	< 0.5	< 0.5
Dichloroethane,1,2-	µg/L	0.5	EPA 8260	30-May-23/R	< 0.5	< 0.5	< 0.5	< 0.5
Dichloroethylene,1,1-	µg/L	0.5	EPA 8260	30-May-23/R	< 0.5	< 0.5	< 0.5	< 0.5
Dichloroethene, cis-1,2-	µg/L	0.5	EPA 8260	30-May-23/R	< 0.5	< 0.5	< 0.5	< 0.5
Dichloroethene, trans-1,2-	µg/L	0.5	EPA 8260	30-May-23/R	< 0.5	< 0.5	< 0.5	< 0.5
Dichloropropane,1,2-	µg/L	0.5	EPA 8260	30-May-23/R	< 0.5	< 0.5	< 0.5	< 0.5
Dichloropropene 1,3- cis+trans	µg/L	0.5	EPA 8260	30-May-23/R	< 0.5	< 0.5	< 0.5	< 0.5
Dichloropropene, trans-1,3-	µg/L	0.5	EPA 8260	30-May-23/R	< 0.5	< 0.5	< 0.5	< 0.5
Dichloropropene, cis-1,3-	µg/L	0.5	EPA 8260	30-May-23/R	< 0.5	< 0.5	< 0.5	< 0.5
Ethylbenzene	µg/L	0.5	EPA 8260	30-May-23/R	< 0.5	< 0.5	< 0.5	< 0.5

Michelle Dubien
Lab Manager

R.L. = Reporting Limit
Test methods may be modified from specified reference method unless indicated by an *
Site Analyzed=K-Kingston,W-Windsor,O-Ottawa,R-Richmond Hill,B-Barrie

The analytical results reported herein refer to the samples as received. Reproduction of this analytical report in full or in part is prohibited without prior consent from

CADUCEON ENVIRONMENTAL LABORATORIES
Client committed. Quality assured.

CERTIFICATE OF ANALYSIS

Final Report

C.O.C.: G109382

REPORT No. B23-03466 (ii)

Report To:

Malroz Engineering Inc.
308 Wellington Street, 2nd Floor
Kingston ON K7K 7A8 Canada
Attention: Adam Superville

Caduceon Environmental Laboratories
285 Dalton Ave
Kingston Ontario K7K 6Z1
Tel: 613-544-2001
Fax: 613-544-2770

DATE RECEIVED: 17-May-23
DATE REPORTED: 13-Jun-23
SAMPLE MATRIX: Groundwater

JOB/PROJECT NO.: 1037
P.O. NUMBER:
WATERWORKS NO.

			Client I.D.		23-W010	23-W011	23-W013	23-W014
			Sample I.D.		B23-03466-9	B23-03466-10	B23-03466-11	B23-03466-12
			Date Collected		15-May-23	15-May-23	16-May-23	16-May-23
Parameter	**Units**	**R.L.**	**Reference Method**	**Date/Site Analyzed**				
Dibromoethane,1,2- (Ethylene Dibromide)	µg/L	0.2	EPA 8260	30-May-23/R	< 0.2	< 0.2	< 0.2	< 0.2
Hexane	µg/L	5	EPA 8260	30-May-23/R	< 5	< 5	< 5	< 5
Methyl Butyl Ketone	µg/L	5	EPA 8260	30-May-23/R	< 5	< 5	< 5	< 5
Methyl Ethyl Ketone	µg/L	20	EPA 8260	30-May-23/R	< 20	< 20	< 20	< 20
Methyl Isobutyl Ketone	µg/L	20	EPA 8260	30-May-23/R	< 20	< 20	< 20	< 20
Methyl-t-butyl Ether	µg/L	2	EPA 8260	30-May-23/R	< 2	< 2	< 2	< 2
Dichloromethane (Methylene Chloride)	µg/L	5	EPA 8260	30-May-23/R	< 5	< 5	< 5	< 5
Styrene	µg/L	0.5	EPA 8260	30-May-23/R	< 0.5	< 0.5	< 0.5	< 0.5
Tetrachloroethane,1,1,1,2-	µg/L	0.5	EPA 8260	30-May-23/R	< 0.5	< 0.5	< 0.5	< 0.5
Tetrachloroethane,1,1,2,2-	µg/L	0.5	EPA 8260	30-May-23/R	< 0.5	< 0.5	< 0.5	< 0.5
Tetrachloroethylene	µg/L	0.5	EPA 8260	30-May-23/R	< 0.5	< 0.5	< 0.5	< 0.5
Toluene	µg/L	0.5	EPA 8260	30-May-23/R	< 0.5	< 0.5	< 0.5	< 0.5
Trichloroethane,1,1,1-	µg/L	0.5	EPA 8260	30-May-23/R	< 0.5	< 0.5	< 0.5	< 0.5
Trichloroethane,1,1,2-	µg/L	0.5	EPA 8260	30-May-23/R	< 0.5	< 0.5	< 0.5	< 0.5
Trichloroethylene	µg/L	0.5	EPA 8260	30-May-23/R	< 0.5	< 0.5	< 0.5	< 0.5
Trichlorofluoromethane	µg/L	5	EPA 8260	30-May-23/R	< 5	< 5	< 5	< 5
Trimethylbenzene,1,3,5-	µg/L	0.1	EPA 8260	30-May-23/R	< 0.1	< 0.1	< 0.1	< 0.1
Vinyl Chloride	µg/L	0.2	EPA 8260	30-May-23/R	< 0.2	< 0.2	< 0.2	< 0.2
Xylene, m,p-	µg/L	1.0	EPA 8260	30-May-23/R	< 1.0	< 1.0	< 1.0	< 1.0
Xylene, o-	µg/L	0.5	EPA 8260	30-May-23/R	< 0.5	< 0.5	< 0.5	< 0.5
Xylene, m,p,o-	µg/L	1.1	EPA 8260	30-May-23/R	< 1.1	< 1.1	< 1.1	< 1.1

R.L. = Reporting Limit
Test methods may be modified from specified reference method unless indicated by an *
Site Analyzed=K-Kingston,W-Windsor,O-Ottawa,R-Richmond Hill,B-Barrie

Michelle Dubien
Lab Manager

The analytical results reported herein refer to the samples as received. Reproduction of this analytical report in full or in part is prohibited without prior consent from

CADUCEON ENVIRONMENTAL LABORATORIES
Client committed. Quality assured.

CERTIFICATE OF ANALYSIS

Final Report

C.O.C.: G109382

REPORT No. B23-03466 (ii)

Report To:

Malroz Engineering Inc.
308 Wellington Street, 2nd Floor
Kingston ON K7K 7A8 Canada
Attention: Adam Superville

Caduceon Environmental Laboratories
285 Dalton Ave
Kingston Ontario K7K 6Z1
Tel: 613-544-2001
Fax: 613-544-2770

DATE RECEIVED: 17-May-23
DATE REPORTED: 13-Jun-23
SAMPLE MATRIX: Groundwater

JOB/PROJECT NO.: 1037
P.O. NUMBER:
WATERWORKS NO.

			Client I.D.		23-W015	23-W016	23-W017	23-W018
			Sample I.D.		B23-03466-13	B23-03466-14	B23-03466-15	B23-03466-16
			Date Collected		16-May-23	16-May-23	16-May-23	16-May-23
Parameter	**Units**	**R.L.**	**Reference Method**	**Date/Site Analyzed**				
Acetone	µg/L	30	EPA 8260	30-May-23/R	< 30	< 30	< 30	< 30
Benzene	µg/L	0.5	EPA 8260	30-May-23/R	< 0.5	< 0.5	< 0.5	< 0.5
Bromodichloromethane	µg/L	2	EPA 8260	30-May-23/R	< 2	< 2	< 2	< 2
Bromoform	µg/L	5	EPA 8260	30-May-23/R	< 5	< 5	< 5	< 5
Bromomethane	µg/L	0.5	EPA 8260	30-May-23/R	< 0.5	< 0.5	< 0.5	< 0.5
Carbon Tetrachloride	µg/L	0.2	EPA 8260	30-May-23/R	< 0.2	< 0.2	< 0.2	< 0.2
Monochlorobenzene (Chlorobenzene)	µg/L	0.5	EPA 8260	30-May-23/R	< 0.5	< 0.5	< 0.5	< 0.5
Chloroethane	µg/L	3	EPA 8260	30-May-23/R	< 3	< 3	< 3	< 3
Chloroform	µg/L	1	EPA 8260	30-May-23/R	< 1	< 1	< 1	< 1
Chloromethane	µg/L	2	EPA 8260	30-May-23/R	< 2	< 2	< 2	< 2
Dibromochloromethane	µg/L	2	EPA 8260	30-May-23/R	< 2	< 2	< 2	< 2
Dichlorobenzene,1,2-	µg/L	0.5	EPA 8260	30-May-23/R	< 0.5	< 0.5	< 0.5	< 0.5
Dichlorobenzene,1,3-	µg/L	0.5	EPA 8260	30-May-23/R	< 0.5	< 0.5	< 0.5	< 0.5
Dichlorobenzene,1,4-	µg/L	0.5	EPA 8260	30-May-23/R	< 0.5	< 0.5	< 0.5	< 0.5
Dichlorodifluoromethane	µg/L	2	EPA 8260	30-May-23/R	< 2	< 2	< 2	< 2
Dichloroethane,1,1-	µg/L	0.5	EPA 8260	30-May-23/R	< 0.5	< 0.5	< 0.5	< 0.5
Dichloroethane,1,2-	µg/L	0.5	EPA 8260	30-May-23/R	< 0.5	< 0.5	< 0.5	< 0.5
Dichloroethylene,1,1-	µg/L	0.5	EPA 8260	30-May-23/R	< 0.5	< 0.5	< 0.5	< 0.5
Dichloroethene, cis-1,2-	µg/L	0.5	EPA 8260	30-May-23/R	< 0.5	< 0.5	< 0.5	< 0.5
Dichloroethene, trans-1,2-	µg/L	0.5	EPA 8260	30-May-23/R	< 0.5	< 0.5	< 0.5	< 0.5
Dichloropropane,1,2-	µg/L	0.5	EPA 8260	30-May-23/R	< 0.5	< 0.5	< 0.5	< 0.5
Dichloropropene 1,3- cis+trans	µg/L	0.5	EPA 8260	30-May-23/R	< 0.5	< 0.5	< 0.5	< 0.5
Dichloropropene, trans-1,3-	µg/L	0.5	EPA 8260	30-May-23/R	< 0.5	< 0.5	< 0.5	< 0.5
Dichloropropene, cis-1,3-	µg/L	0.5	EPA 8260	30-May-23/R	< 0.5	< 0.5	< 0.5	< 0.5
Ethylbenzene	µg/L	0.5	EPA 8260	30-May-23/R	< 0.5	< 0.5	< 0.5	< 0.5

Michelle Dubien
Lab Manager

R.L. = Reporting Limit
Test methods may be modified from specified reference method unless indicated by an *
Site Analyzed=K-Kingston,W-Windsor,O-Ottawa,R-Richmond Hill,B-Barrie

The analytical results reported herein refer to the samples as received. Reproduction of this analytical report in full or in part is prohibited without prior consent from

CADUCEON ENVIRONMENTAL LABORATORIES
Client committed. Quality assured.

CERTIFICATE OF ANALYSIS

Final Report

C.O.C.: G109382

REPORT No. B23-03466 (ii)

Report To:

Malroz Engineering Inc.
308 Wellington Street, 2nd Floor
Kingston ON K7K 7A8 Canada
Attention: Adam Superville

Caduceon Environmental Laboratories
285 Dalton Ave
Kingston Ontario K7K 6Z1
Tel: 613-544-2001
Fax: 613-544-2770

DATE RECEIVED: 17-May-23
DATE REPORTED: 13-Jun-23
SAMPLE MATRIX: Groundwater

JOB/PROJECT NO.: 1037
P.O. NUMBER:
WATERWORKS NO.

			Client I.D.		23-W015	23-W016	23-W017	23-W018
			Sample I.D.		B23-03466-13	B23-03466-14	B23-03466-15	B23-03466-16
			Date Collected		16-May-23	16-May-23	16-May-23	16-May-23
Parameter	**Units**	**R.L.**	**Reference Method**	**Date/Site Analyzed**				
Dibromoethane,1,2- (Ethylene Dibromide)	µg/L	0.2	EPA 8260	30-May-23/R	< 0.2	< 0.2	< 0.2	< 0.2
Hexane	µg/L	5	EPA 8260	30-May-23/R	< 5	< 5	< 5	< 5
Methyl Butyl Ketone	µg/L	5	EPA 8260	30-May-23/R	< 5	< 5	< 5	< 5
Methyl Ethyl Ketone	µg/L	20	EPA 8260	30-May-23/R	< 20	< 20	< 20	< 20
Methyl Isobutyl Ketone	µg/L	20	EPA 8260	30-May-23/R	< 20	< 20	< 20	< 20
Methyl-t-butyl Ether	µg/L	2	EPA 8260	30-May-23/R	< 2	< 2	< 2	< 2
Dichloromethane (Methylene Chloride)	µg/L	5	EPA 8260	30-May-23/R	< 5	< 5	< 5	< 5
Styrene	µg/L	0.5	EPA 8260	30-May-23/R	< 0.5	< 0.5	< 0.5	< 0.5
Tetrachloroethane,1,1,1,2-	µg/L	0.5	EPA 8260	30-May-23/R	< 0.5	< 0.5	< 0.5	< 0.5
Tetrachloroethane,1,1,2,2-	µg/L	0.5	EPA 8260	30-May-23/R	< 0.5	< 0.5	< 0.5	< 0.5
Tetrachloroethylene	µg/L	0.5	EPA 8260	30-May-23/R	< 0.5	< 0.5	< 0.5	< 0.5
Toluene	µg/L	0.5	EPA 8260	30-May-23/R	< 0.5	< 0.5	< 0.5	< 0.5
Trichloroethane,1,1,1-	µg/L	0.5	EPA 8260	30-May-23/R	< 0.5	< 0.5	< 0.5	< 0.5
Trichloroethane,1,1,2-	µg/L	0.5	EPA 8260	30-May-23/R	< 0.5	< 0.5	< 0.5	< 0.5
Trichloroethylene	µg/L	0.5	EPA 8260	30-May-23/R	< 0.5	< 0.5	< 0.5	< 0.5
Trichlorofluoromethane	µg/L	5	EPA 8260	30-May-23/R	< 5	< 5	< 5	< 5
Trimethylbenzene,1,3,5-	µg/L	0.1	EPA 8260	30-May-23/R	< 0.1	< 0.1	< 0.1	< 0.1
Vinyl Chloride	µg/L	0.2	EPA 8260	30-May-23/R	< 0.2	< 0.2	< 0.2	< 0.2
Xylene, m,p-	µg/L	1.0	EPA 8260	30-May-23/R	< 1.0	< 1.0	< 1.0	< 1.0
Xylene, o-	µg/L	0.5	EPA 8260	30-May-23/R	< 0.5	< 0.5	< 0.5	< 0.5
Xylene, m,p,o-	µg/L	1.1	EPA 8260	30-May-23/R	< 1.1	< 1.1	< 1.1	< 1.1

R.L. = Reporting Limit
Test methods may be modified from specified reference method unless indicated by an *
Site Analyzed=K-Kingston,W-Windsor,O-Ottawa,R-Richmond Hill,B-Barrie

Michelle Dubien
Lab Manager

The analytical results reported herein refer to the samples as received. Reproduction of this analytical report in full or in part is prohibited without prior consent from

CADUCEON ENVIRONMENTAL LABORATORIES
Client committed. Quality assured.

CERTIFICATE OF ANALYSIS

Final Report

C.O.C.: G109382

REPORT No. B23-03466 (ii)

Report To:

Malroz Engineering Inc.
308 Wellington Street, 2nd Floor
Kingston ON K7K 7A8 Canada
Attention: Adam Superville

Caduceon Environmental Laboratories
285 Dalton Ave
Kingston Ontario K7K 6Z1
Tel: 613-544-2001
Fax: 613-544-2770

DATE RECEIVED: 17-May-23
DATE REPORTED: 13-Jun-23
SAMPLE MATRIX: Groundwater

JOB/PROJECT NO.: 1037
P.O. NUMBER:
WATERWORKS NO.

			Client I.D.		23-W019	23-W022	23-W024	23-W025
			Sample I.D.		B23-03466-17	B23-03466-18	B23-03466-19	B23-03466-20
			Date Collected		16-May-23	16-May-23	16-May-23	16-May-23
Parameter	**Units**	**R.L.**	**Reference Method**	**Date/Site Analyzed**				
Acetone	µg/L	30	EPA 8260	30-May-23/R	< 30	< 30	< 30	< 30
Benzene	µg/L	0.5	EPA 8260	30-May-23/R	< 0.5	< 0.5	< 0.5	< 0.5
Bromodichloromethane	µg/L	2	EPA 8260	30-May-23/R	< 2	< 2	< 2	< 2
Bromoform	µg/L	5	EPA 8260	30-May-23/R	< 5	< 5	< 5	< 5
Bromomethane	µg/L	0.5	EPA 8260	30-May-23/R	< 0.5	< 0.5	< 0.5	< 0.5
Carbon Tetrachloride	µg/L	0.2	EPA 8260	30-May-23/R	< 0.2	< 0.2	< 0.2	< 0.2
Monochlorobenzene (Chlorobenzene)	µg/L	0.5	EPA 8260	30-May-23/R	< 0.5	1.2	< 0.5	< 0.5
Chloroethane	µg/L	3	EPA 8260	30-May-23/R	< 3	< 3	< 3	< 3
Chloroform	µg/L	1	EPA 8260	30-May-23/R	< 1	< 1	< 1	< 1
Chloromethane	µg/L	2	EPA 8260	30-May-23/R	< 2	< 2	< 2	< 2
Dibromochloromethane	µg/L	2	EPA 8260	30-May-23/R	< 2	< 2	< 2	< 2
Dichlorobenzene,1,2-	µg/L	0.5	EPA 8260	30-May-23/R	< 0.5	< 0.5	< 0.5	< 0.5
Dichlorobenzene,1,3-	µg/L	0.5	EPA 8260	30-May-23/R	< 0.5	< 0.5	< 0.5	< 0.5
Dichlorobenzene,1,4-	µg/L	0.5	EPA 8260	30-May-23/R	< 0.5	< 0.5	< 0.5	< 0.5
Dichlorodifluoromethane	µg/L	2	EPA 8260	30-May-23/R	< 2	< 2	< 2	< 2
Dichloroethane,1,1-	µg/L	0.5	EPA 8260	30-May-23/R	< 0.5	< 0.5	< 0.5	< 0.5
Dichloroethane,1,2-	µg/L	0.5	EPA 8260	30-May-23/R	< 0.5	< 0.5	< 0.5	< 0.5
Dichloroethylene,1,1-	µg/L	0.5	EPA 8260	30-May-23/R	< 0.5	< 0.5	< 0.5	< 0.5
Dichloroethene, cis-1,2-	µg/L	0.5	EPA 8260	30-May-23/R	< 0.5	< 0.5	< 0.5	< 0.5
Dichloroethene, trans-1,2-	µg/L	0.5	EPA 8260	30-May-23/R	< 0.5	< 0.5	< 0.5	< 0.5
Dichloropropane,1,2-	µg/L	0.5	EPA 8260	30-May-23/R	< 0.5	< 0.5	< 0.5	< 0.5
Dichloropropene 1,3- cis+trans	µg/L	0.5	EPA 8260	30-May-23/R	< 0.5	< 0.5	< 0.5	< 0.5
Dichloropropene, trans-1,3-	µg/L	0.5	EPA 8260	30-May-23/R	< 0.5	< 0.5	< 0.5	< 0.5
Dichloropropene, cis-1,3-	µg/L	0.5	EPA 8260	30-May-23/R	< 0.5	< 0.5	< 0.5	< 0.5
Ethylbenzene	µg/L	0.5	EPA 8260	30-May-23/R	< 0.5	< 0.5	< 0.5	< 0.5

R.L. = Reporting Limit
Test methods may be modified from specified reference method unless indicated by an *
Site Analyzed=K-Kingston,W-Windsor,O-Ottawa,R-Richmond Hill,B-Barrie

Michelle Dubien
Lab Manager

The analytical results reported herein refer to the samples as received. Reproduction of this analytical report in full or in part is prohibited without prior consent from

CADUCEON ENVIRONMENTAL LABORATORIES
Client committed. Quality assured.

CERTIFICATE OF ANALYSIS

Final Report

C.O.C.: G109382

REPORT No. B23-03466 (ii)

Report To:

Malroz Engineering Inc.
308 Wellington Street, 2nd Floor
Kingston ON K7K 7A8 Canada
Attention: Adam Superville

Caduceon Environmental Laboratories
285 Dalton Ave
Kingston Ontario K7K 6Z1
Tel: 613-544-2001
Fax: 613-544-2770

DATE RECEIVED: 17-May-23
DATE REPORTED: 13-Jun-23
SAMPLE MATRIX: Groundwater

JOB/PROJECT NO.: 1037
P.O. NUMBER:
WATERWORKS NO.

			Client I.D.		23-W019	23-W022	23-W024	23-W025
			Sample I.D.		B23-03466-17	B23-03466-18	B23-03466-19	B23-03466-20
			Date Collected		16-May-23	16-May-23	16-May-23	16-May-23
Parameter	**Units**	**R.L.**	**Reference Method**	**Date/Site Analyzed**				
Dibromoethane,1,2- (Ethylene Dibromide)	µg/L	0.2	EPA 8260	30-May-23/R	< 0.2	< 0.2	< 0.2	< 0.2
Hexane	µg/L	5	EPA 8260	30-May-23/R	< 5	< 5	< 5	< 5
Methyl Butyl Ketone	µg/L	5	EPA 8260	30-May-23/R	< 5	< 5	< 5	< 5
Methyl Ethyl Ketone	µg/L	20	EPA 8260	30-May-23/R	< 20	< 20	< 20	< 20
Methyl Isobutyl Ketone	µg/L	20	EPA 8260	30-May-23/R	< 20	< 20	< 20	< 20
Methyl-t-butyl Ether	µg/L	2	EPA 8260	30-May-23/R	< 2	< 2	< 2	< 2
Dichloromethane (Methylene Chloride)	µg/L	5	EPA 8260	30-May-23/R	< 5	< 5	< 5	< 5
Styrene	µg/L	0.5	EPA 8260	30-May-23/R	< 0.5	< 0.5	< 0.5	< 0.5
Tetrachloroethane,1,1,1,2-	µg/L	0.5	EPA 8260	30-May-23/R	< 0.5	< 0.5	< 0.5	< 0.5
Tetrachloroethane,1,1,2,2-	µg/L	0.5	EPA 8260	30-May-23/R	< 0.5	< 0.5	< 0.5	< 0.5
Tetrachloroethylene	µg/L	0.5	EPA 8260	30-May-23/R	< 0.5	< 0.5	< 0.5	< 0.5
Toluene	µg/L	0.5	EPA 8260	30-May-23/R	< 0.5	< 0.5	< 0.5	< 0.5
Trichloroethane,1,1,1-	µg/L	0.5	EPA 8260	30-May-23/R	< 0.5	< 0.5	< 0.5	< 0.5
Trichloroethane,1,1,2-	µg/L	0.5	EPA 8260	30-May-23/R	< 0.5	< 0.5	< 0.5	< 0.5
Trichloroethylene	µg/L	0.5	EPA 8260	30-May-23/R	< 0.5	< 0.5	< 0.5	< 0.5
Trichlorofluoromethane	µg/L	5	EPA 8260	30-May-23/R	< 5	< 5	< 5	< 5
Trimethylbenzene,1,3,5-	µg/L	0.1	EPA 8260	30-May-23/R	< 0.1	< 0.1	< 0.1	< 0.1
Vinyl Chloride	µg/L	0.2	EPA 8260	30-May-23/R	< 0.2	< 0.2	< 0.2	< 0.2
Xylene, m,p-	µg/L	1.0	EPA 8260	30-May-23/R	< 1.0	< 1.0	< 1.0	< 1.0
Xylene, o-	µg/L	0.5	EPA 8260	30-May-23/R	< 0.5	< 0.5	< 0.5	< 0.5
Xylene, m,p,o-	µg/L	1.1	EPA 8260	30-May-23/R	< 1.1	< 1.1	< 1.1	< 1.1

R.L. = Reporting Limit
Test methods may be modified from specified reference method unless indicated by an *
Site Analyzed=K-Kingston,W-Windsor,O-Ottawa,R-Richmond Hill,B-Barrie

Michelle Dubien
Lab Manager

The analytical results reported herein refer to the samples as received. Reproduction of this analytical report in full or in part is prohibited without prior consent from

CADUCEON ENVIRONMENTAL LABORATORIES
Client committed. Quality assured.

CERTIFICATE OF ANALYSIS

Final Report

C.O.C.: G109382

REPORT No. B23-03466 (ii)

Report To:

Malroz Engineering Inc.
308 Wellington Street, 2nd Floor
Kingston ON K7K 7A8 Canada
Attention: Adam Superville

Caduceon Environmental Laboratories
285 Dalton Ave
Kingston Ontario K7K 6Z1
Tel: 613-544-2001
Fax: 613-544-2770

DATE RECEIVED: 17-May-23
DATE REPORTED: 13-Jun-23
SAMPLE MATRIX: Groundwater

JOB/PROJECT NO.: 1037
P.O. NUMBER:
WATERWORKS NO.

			Client I.D.		23-W026	23-W027	23-W029	23-W031
			Sample I.D.		B23-03466-21	B23-03466-22	B23-03466-23	B23-03466-24
			Date Collected		17-May-23	17-May-23	17-May-23	17-May-23
Parameter	**Units**	**R.L.**	**Reference Method**	**Date/Site Analyzed**				
Acetone	µg/L	30	EPA 8260	30-May-23/R	< 30	< 30	< 30	< 30
Benzene	µg/L	0.5	EPA 8260	30-May-23/R	< 0.5	< 0.5	< 0.5	< 0.5
Bromodichloromethane	µg/L	2	EPA 8260	30-May-23/R	< 2	< 2	< 2	< 2
Bromoform	µg/L	5	EPA 8260	30-May-23/R	< 5	< 5	< 5	< 5
Bromomethane	µg/L	0.5	EPA 8260	30-May-23/R	< 0.5	< 0.5	< 0.5	< 0.5
Carbon Tetrachloride	µg/L	0.2	EPA 8260	30-May-23/R	< 0.2	< 0.2	< 0.2	< 0.2
Monochlorobenzene (Chlorobenzene)	µg/L	0.5	EPA 8260	30-May-23/R	< 0.5	< 0.5	< 0.5	< 0.5
Chloroethane	µg/L	3	EPA 8260	30-May-23/R	< 3	< 3	< 3	< 3
Chloroform	µg/L	1	EPA 8260	30-May-23/R	< 1	< 1	< 1	< 1
Chloromethane	µg/L	2	EPA 8260	30-May-23/R	< 2	< 2	< 2	< 2
Dibromochloromethane	µg/L	2	EPA 8260	30-May-23/R	< 2	< 2	< 2	< 2
Dichlorobenzene,1,2-	µg/L	0.5	EPA 8260	30-May-23/R	< 0.5	< 0.5	< 0.5	< 0.5
Dichlorobenzene,1,3-	µg/L	0.5	EPA 8260	30-May-23/R	< 0.5	< 0.5	< 0.5	< 0.5
Dichlorobenzene,1,4-	µg/L	0.5	EPA 8260	30-May-23/R	< 0.5	< 0.5	< 0.5	< 0.5
Dichlorodifluoromethane	µg/L	2	EPA 8260	30-May-23/R	< 2	< 2	< 2	< 2
Dichloroethane,1,1-	µg/L	0.5	EPA 8260	30-May-23/R	< 0.5	< 0.5	< 0.5	< 0.5
Dichloroethane,1,2-	µg/L	0.5	EPA 8260	30-May-23/R	< 0.5	< 0.5	< 0.5	< 0.5
Dichloroethylene,1,1-	µg/L	0.5	EPA 8260	30-May-23/R	< 0.5	< 0.5	< 0.5	< 0.5
Dichloroethene, cis-1,2-	µg/L	0.5	EPA 8260	30-May-23/R	< 0.5	< 0.5	< 0.5	< 0.5
Dichloroethene, trans-1,2-	µg/L	0.5	EPA 8260	30-May-23/R	< 0.5	< 0.5	< 0.5	< 0.5
Dichloropropane,1,2-	µg/L	0.5	EPA 8260	30-May-23/R	< 0.5	< 0.5	< 0.5	< 0.5
Dichloropropene 1,3- cis+trans	µg/L	0.5	EPA 8260	30-May-23/R	< 0.5	< 0.5	< 0.5	< 0.5
Dichloropropene, trans-1,3-	µg/L	0.5	EPA 8260	30-May-23/R	< 0.5	< 0.5	< 0.5	< 0.5
Dichloropropene, cis-1,3-	µg/L	0.5	EPA 8260	30-May-23/R	< 0.5	< 0.5	< 0.5	< 0.5
Ethylbenzene	µg/L	0.5	EPA 8260	30-May-23/R	< 0.5	< 0.5	< 0.5	< 0.5

Michelle Dubien
Lab Manager

R.L. = Reporting Limit
Test methods may be modified from specified reference method unless indicated by an *
Site Analyzed=K-Kingston,W-Windsor,O-Ottawa,R-Richmond Hill,B-Barrie

The analytical results reported herein refer to the samples as received. Reproduction of this analytical report in full or in part is prohibited without prior consent from

CADUCEON ENVIRONMENTAL LABORATORIES
Client committed. Quality assured.

CERTIFICATE OF ANALYSIS

Final Report

C.O.C.: G109382

REPORT No. B23-03466 (ii)

Report To:

Malroz Engineering Inc.
308 Wellington Street, 2nd Floor
Kingston ON K7K 7A8 Canada
Attention: Adam Superville

Caduceon Environmental Laboratories
285 Dalton Ave
Kingston Ontario K7K 6Z1
Tel: 613-544-2001
Fax: 613-544-2770

DATE RECEIVED: 17-May-23
DATE REPORTED: 13-Jun-23
SAMPLE MATRIX: Groundwater

JOB/PROJECT NO.: 1037
P.O. NUMBER:
WATERWORKS NO.

			Client I.D.		23-W026	23-W027	23-W029	23-W031
			Sample I.D.		B23-03466-21	B23-03466-22	B23-03466-23	B23-03466-24
			Date Collected		17-May-23	17-May-23	17-May-23	17-May-23
Parameter	**Units**	**R.L.**	**Reference Method**	**Date/Site Analyzed**				
Dibromoethane,1,2- (Ethylene Dibromide)	µg/L	0.2	EPA 8260	30-May-23/R	< 0.2	< 0.2	< 0.2	< 0.2
Hexane	µg/L	5	EPA 8260	30-May-23/R	< 5	< 5	< 5	< 5
Methyl Butyl Ketone	µg/L	5	EPA 8260	30-May-23/R	< 5	< 5	< 5	< 5
Methyl Ethyl Ketone	µg/L	20	EPA 8260	30-May-23/R	< 20	< 20	< 20	< 20
Methyl Isobutyl Ketone	µg/L	20	EPA 8260	30-May-23/R	< 20	< 20	< 20	< 20
Methyl-t-butyl Ether	µg/L	2	EPA 8260	30-May-23/R	< 2	< 2	< 2	< 2
Dichloromethane (Methylene Chloride)	µg/L	5	EPA 8260	30-May-23/R	< 5	< 5	< 5	< 5
Styrene	µg/L	0.5	EPA 8260	30-May-23/R	< 0.5	< 0.5	< 0.5	< 0.5
Tetrachloroethane,1,1,1,2-	µg/L	0.5	EPA 8260	30-May-23/R	< 0.5	< 0.5	< 0.5	< 0.5
Tetrachloroethane,1,1,2,2-	µg/L	0.5	EPA 8260	30-May-23/R	< 0.5	< 0.5	< 0.5	< 0.5
Tetrachloroethylene	µg/L	0.5	EPA 8260	30-May-23/R	< 0.5	< 0.5	< 0.5	< 0.5
Toluene	µg/L	0.5	EPA 8260	30-May-23/R	< 0.5	< 0.5	< 0.5	< 0.5
Trichloroethane,1,1,1-	µg/L	0.5	EPA 8260	30-May-23/R	< 0.5	< 0.5	< 0.5	< 0.5
Trichloroethane,1,1,2-	µg/L	0.5	EPA 8260	30-May-23/R	< 0.5	< 0.5	< 0.5	< 0.5
Trichloroethylene	µg/L	0.5	EPA 8260	30-May-23/R	< 0.5	< 0.5	< 0.5	< 0.5
Trichlorofluoromethane	µg/L	5	EPA 8260	30-May-23/R	< 5	< 5	< 5	< 5
Trimethylbenzene,1,3,5-	µg/L	0.1	EPA 8260	30-May-23/R	< 0.1	< 0.1	< 0.1	< 0.1
Vinyl Chloride	µg/L	0.2	EPA 8260	30-May-23/R	< 0.2	< 0.2	< 0.2	< 0.2
Xylene, m,p-	µg/L	1.0	EPA 8260	30-May-23/R	< 1.0	< 1.0	< 1.0	< 1.0
Xylene, o-	µg/L	0.5	EPA 8260	30-May-23/R	< 0.5	< 0.5	< 0.5	< 0.5
Xylene, m,p,o-	µg/L	1.1	EPA 8260	30-May-23/R	< 1.1	< 1.1	< 1.1	< 1.1

R.L. = Reporting Limit
Test methods may be modified from specified reference method unless indicated by an *
Site Analyzed=K-Kingston,W-Windsor,O-Ottawa,R-Richmond Hill,B-Barrie

Michelle Dubien
Lab Manager

The analytical results reported herein refer to the samples as received. Reproduction of this analytical report in full or in part is prohibited without prior consent from

CADUCEON ENVIRONMENTAL LABORATORIES
Client committed. Quality assured.

CERTIFICATE OF ANALYSIS

Final Report

C.O.C.: G109318 **REPORT No. B23-03469**

Report To:

Malroz Engineering Inc.
308 Wellington Street, 2nd Floor
Kingston ON K7K 7A8 Canada
Attention: Adam Superville

Caduceon Environmental Laboratories
285 Dalton Ave
Kingston Ontario K7K 6Z1
Tel: 613-544-2001
Fax: 613-544-2770

DATE RECEIVED: 17-May-23
DATE REPORTED: 19-Jun-23
SAMPLE MATRIX: Surface Water

JOB/PROJECT NO.: 1037
P.O. NUMBER:
WATERWORKS NO.

			Client I.D.		23-W001	23-W012	23-W020	23-W021
			Sample I.D.		B23-03469-1	B23-03469-2	B23-03469-3	B23-03469-4
			Date Collected		15-May-23	15-May-23	16-May-23	16-May-23
Parameter	**Units**	**R.L.**	**Reference Method**	**Date/Site Analyzed**				
Alkalinity(CaCO3) to pH4.5	mg/L	5	SM 2320B	19-May-23/O	71	244	379	401
pH @25°C	pH Units		SM 4500H	19-May-23/O	7.35	8.36	8.19	8.01
Conductivity @25°C	µmho/cm	1	SM 2510B	19-May-23/O	187	472	881	834
Total Suspended Solids	mg/L	3	SM2540D	29-May-23/K	60	44	76	10
Chloride	mg/L	0.5	SM4110C	25-May-23/O	12.5	6.1	64.6	26.1
Nitrate (N)	mg/L	0.05	SM4110C	25-May-23/O	0.11	0.87	3.92	6.49
Nitrite (N)	mg/L	0.05	SM4110C	25-May-23/O	< 0.05	< 0.05	< 0.05	< 0.05
Sulphate	mg/L	1	SM4110C	25-May-23/O	6	16	23	23
BOD(5 day)	mg/L	3	SM 5210B	25-May-23/K	5	4	3	< 3
o-Phosphate (P)	mg/L	0.002	PE4500-S	24-May-23/K	0.234	0.073	0.052	< 0.002
Phosphorus-Total	mg/L	0.01	E3516.2	08-Jun-23/K	0.53	0.14	0.18	0.04
Total Kjeldahl Nitrogen	mg/L	0.1	E3516.2	08-Jun-23/K	2.6	0.9	0.8	0.2
Ammonia (N)-Total	mg/L	0.01	SM4500-NH3-H	24-May-23/K	0.34	0.10	0.10	< 0.01
Ammonia (N)-unionized	mg/L	0.01	CALC	24-May-23/K	< 0.01	< 0.01	< 0.01	< 0.01
TDS (Calc. from Cond.)	mg/L	1	Calc.	24-May-23	90	238	445	421
Dissolved Organic Carbon	mg/L	0.2	EPA 415.2	23-May-23/O	41.3	12.0	4.8	1.6
Phenolics	mg/L	0.001	MOEE 3179	07-Jun-23/K	< 0.001	< 0.001	< 0.001	< 0.001
COD	mg/L	5	SM5220C	02-Jun-23/K	103	28	10	11
Hardness (as CaCO3)	mg/L	1	SM 3120	24-May-23/O	81	237	414	433
Aluminum	mg/L	0.01	SM 3120	24-May-23/O	0.13	0.03	0.03	0.04
Arsenic	mg/L	0.0001	EPA 200.8	01-Jun-23/O	0.0011	0.0006	0.0004	0.0001
Barium	mg/L	0.001	SM 3120	24-May-23/O	0.140	0.062	0.120	0.127
Boron	mg/L	0.005	SM 3120	24-May-23/O	0.019	0.043	0.027	0.015
Cadmium	mg/L	).000015	EPA 200.8	01-Jun-23/O	0.000015	0.000025	0.000018	< 0.000015
Calcium	mg/L	0.02	SM 3120	24-May-23/O	19.2	50.3	90.7	100
Chromium	mg/L	0.001	EPA 200.8	01-Jun-23/O	0.001	0.002	0.003	0.002
Cobalt	mg/L	0.0001	EPA 200.8	01-Jun-23/O	0.0006	0.0007	0.0011	0.0004

R.L. = Reporting Limit
Test methods may be modified from specified reference method unless indicated by an *
Site Analyzed=K-Kingston,W-Windsor,O-Ottawa,R-Richmond Hill,B-Barrie

Michelle Dubien
Lab Manager

The analytical results reported herein refer to the samples as received. Reproduction of this analytical report in full or in part is prohibited without prior consent from

CADUCEON ENVIRONMENTAL LABORATORIES
Client committed. Quality assured.

CERTIFICATE OF ANALYSIS

Final Report

C.O.C.: G109318

REPORT No. B23-03469

Report To:

Malroz Engineering Inc.
308 Wellington Street, 2nd Floor
Kingston ON K7K 7A8 Canada
Attention: Adam Superville

Caduceon Environmental Laboratories
285 Dalton Ave
Kingston Ontario K7K 6Z1
Tel: 613-544-2001
Fax: 613-544-2770

DATE RECEIVED: 17-May-23
DATE REPORTED: 19-Jun-23
SAMPLE MATRIX: Surface Water

JOB/PROJECT NO.: 1037
P.O. NUMBER:
WATERWORKS NO.

			Client I.D.		23-W001	23-W012	23-W020	23-W021
			Sample I.D.		B23-03469-1	B23-03469-2	B23-03469-3	B23-03469-4
			Date Collected		15-May-23	15-May-23	16-May-23	16-May-23
Parameter	**Units**	**R.L.**	**Reference Method**	**Date/Site Analyzed**				
Copper	mg/L	0.0001	EPA 200.8	01-Jun-23/O	0.0038	0.0032	0.0027	0.0011
Iron	mg/L	0.005	SM 3120	24-May-23/O	7.93	1.14	2.27	0.437
Lead	mg/L	0.00002	EPA 200.8	01-Jun-23/O	0.00014	0.00047	0.00091	0.00021
Magnesium	mg/L	0.02	SM 3120	24-May-23/O	10.6	25.3	43.9	49.3
Manganese	mg/L	0.001	SM 3120	24-May-23/O	0.135	0.054	0.131	0.010
Mercury	mg/L	0.00002	SM 3112 B	02-Jun-23/O	< 0.00002	< 0.00002	< 0.00002	< 0.00002
Nickel	mg/L	0.01	SM 3120	24-May-23/O	0.01	< 0.01	< 0.01	< 0.01
Potassium	mg/L	0.1	SM 3120	24-May-23/O	4.5	2.7	2.0	1.1
Silver	mg/L	0.0001	EPA 200.8	01-Jun-23/O	< 0.0001	< 0.0001	< 0.0001	< 0.0001
Sodium	mg/L	0.2	SM 3120	24-May-23/O	7.5	11.8	31.4	17.0
Strontium	mg/L	0.001	SM 3120	24-May-23/O	0.112	0.275	0.390	0.400
Vanadium	mg/L	0.0001	EPA 200.8	01-Jun-23/O	0.0042	0.0056	0.0052	0.0025
Zinc	mg/L	0.005	SM 3120	24-May-23/O	0.030	0.013	0.010	< 0.005

Michelle Dubien
Lab Manager

R.L. = Reporting Limit
Test methods may be modified from specified reference method unless indicated by an *
Site Analyzed=K-Kingston,W-Windsor,O-Ottawa,R-Richmond Hill,B-Barrie

The analytical results reported herein refer to the samples as received. Reproduction of this analytical report in full or in part is prohibited without prior consent from

CADUCEON ENVIRONMENTAL LABORATORIES
Client committed. Quality assured.

CERTIFICATE OF ANALYSIS

Final Report

C.O.C.: G109318 **REPORT No. B23-03469**

Report To:

Malroz Engineering Inc.
308 Wellington Street, 2nd Floor
Kingston ON K7K 7A8 Canada
Attention: Adam Superville

Caduceon Environmental Laboratories
285 Dalton Ave
Kingston Ontario K7K 6Z1
Tel: 613-544-2001
Fax: 613-544-2770

DATE RECEIVED: 17-May-23
DATE REPORTED: 19-Jun-23
SAMPLE MATRIX: Surface Water

JOB/PROJECT NO.: 1037
P.O. NUMBER:
WATERWORKS NO.

			Client I.D.		23-W023	23-W028	23-W030	
			Sample I.D.		B23-03469-5	B23-03469-6	B23-03469-7	
			Date Collected		16-May-23	17-May-23	17-May-23	
Parameter	**Units**	**R.L.**	**Reference Method**	**Date/Site Analyzed**				
Alkalinity(CaCO3) to pH4.5	mg/L	5	SM 2320B	19-May-23/O	102	105	74	
pH @25°C	pH Units		SM 4500H	19-May-23/O	7.38	7.40	7.30	
Conductivity @25°C	µmho/cm	1	SM 2510B	19-May-23/O	201	195	142	
Total Suspended Solids	mg/L	3	SM2540D	29-May-23/K	20	22	18	
Chloride	mg/L	0.5	SM4110C	25-May-23/O	3.2	0.7	< 0.5	
Nitrate (N)	mg/L	0.05	SM4110C	25-May-23/O	0.08	< 0.05	< 0.05	
Nitrite (N)	mg/L	0.05	SM4110C	25-May-23/O	< 0.05	< 0.05	< 0.05	
Sulphate	mg/L	1	SM4110C	25-May-23/O	1	1	< 1	
BOD(5 day)	mg/L	3	SM 5210B	25-May-23/K	5	< 3	< 3	
o-Phosphate (P)	mg/L	0.002	PE4500-S	24-May-23/K	0.033	0.012	0.014	
Phosphorus-Total	mg/L	0.01	E3516.2	08-Jun-23/K	0.15	0.11	0.14	
Total Kjeldahl Nitrogen	mg/L	0.1	E3516.2	08-Jun-23/K	2.0	1.3	1.4	
Ammonia (N)-Total	mg/L	0.01	SM4500-NH3-H	24-May-23/K	0.22	< 0.01	0.03	
Ammonia (N)-unionized	mg/L	0.01	CALC	24-May-23/K	< 0.01	< 0.01	< 0.01	
TDS (Calc. from Cond.)	mg/L	1	Calc.	24-May-23	97	94	68	
Dissolved Organic Carbon	mg/L	0.2	EPA 415.2	23-May-23/O	52.4	19.0	46.6	
Phenolics	mg/L	0.001	MOEE 3179	07-Jun-23/K	< 0.001	< 0.001	< 0.001	
COD	mg/L	5	SM5220C	02-Jun-23/K	95	64	77	
Hardness (as CaCO3)	mg/L	1	SM 3120	24-May-23/O	99	94	70	
Aluminum	mg/L	0.01	SM 3120	24-May-23/O	0.12	0.11	0.17	
Arsenic	mg/L	0.0001	EPA 200.8	01-Jun-23/O	0.0008	0.0008	0.0007	
Barium	mg/L	0.001	SM 3120	24-May-23/O	0.048	0.027	0.029	
Boron	mg/L	0.005	SM 3120	24-May-23/O	0.050	0.028	0.019	
Cadmium	mg/L	).000015	EPA 200.8	01-Jun-23/O	0.000036	0.000026	0.000032	
Calcium	mg/L	0.02	SM 3120	24-May-23/O	22.6	17.9	13.4	
Chromium	mg/L	0.001	EPA 200.8	01-Jun-23/O	0.002	0.002	0.002	
Cobalt	mg/L	0.0001	EPA 200.8	01-Jun-23/O	0.0007	0.0016	0.0007	

Michelle Dubien
Lab Manager

R.L. = Reporting Limit
Test methods may be modified from specified reference method unless indicated by an *
Site Analyzed=K-Kingston,W-Windsor,O-Ottawa,R-Richmond Hill,B-Barrie

The analytical results reported herein refer to the samples as received. Reproduction of this analytical report in full or in part is prohibited without prior consent from

CADUCEON ENVIRONMENTAL LABORATORIES
Client committed. Quality assured.

CERTIFICATE OF ANALYSIS

Final Report

C.O.C.: G109318

REPORT No. B23-03469

Report To:

Malroz Engineering Inc.
308 Wellington Street, 2nd Floor
Kingston ON K7K 7A8 Canada
Attention: Adam Superville

Caduceon Environmental Laboratories
285 Dalton Ave
Kingston Ontario K7K 6Z1
Tel: 613-544-2001
Fax: 613-544-2770

DATE RECEIVED: 17-May-23
DATE REPORTED: 19-Jun-23
SAMPLE MATRIX: Surface Water

JOB/PROJECT NO.: 1037
P.O. NUMBER:
WATERWORKS NO.

			Client I.D.		23-W023	23-W028	23-W030	
			Sample I.D.		B23-03469-5	B23-03469-6	B23-03469-7	
			Date Collected		16-May-23	17-May-23	17-May-23	
Parameter	**Units**	**R.L.**	**Reference Method**	**Date/Site Analyzed**				
Copper	mg/L	0.0001	EPA 200.8	01-Jun-23/O	0.0023	0.0013	0.0017	
Iron	mg/L	0.005	SM 3120	24-May-23/O	1.68	1.49	1.44	
Lead	mg/L	0.00002	EPA 200.8	01-Jun-23/O	0.00078	0.00033	0.00043	
Magnesium	mg/L	0.02	SM 3120	24-May-23/O	10.9	12.2	9.39	
Manganese	mg/L	0.001	SM 3120	24-May-23/O	0.056	0.173	0.044	
Mercury	mg/L	0.00002	SM 3112 B	02-Jun-23/O	< 0.00002	< 0.00002	< 0.00002	
Nickel	mg/L	0.01	SM 3120	24-May-23/O	< 0.01	< 0.01	< 0.01	
Potassium	mg/L	0.1	SM 3120	24-May-23/O	2.3	0.8	1.1	
Silver	mg/L	0.0001	EPA 200.8	01-Jun-23/O	< 0.0001	< 0.0001	< 0.0001	
Sodium	mg/L	0.2	SM 3120	24-May-23/O	7.1	6.6	5.0	
Strontium	mg/L	0.001	SM 3120	24-May-23/O	0.160	0.168	0.125	
Vanadium	mg/L	0.0001	EPA 200.8	01-Jun-23/O	0.0022	0.0019	0.0024	
Zinc	mg/L	0.005	SM 3120	24-May-23/O	0.011	0.009	0.006	

Michelle Dubien
Lab Manager

R.L. = Reporting Limit
Test methods may be modified from specified reference method unless indicated by an *
Site Analyzed=K-Kingston,W-Windsor,O-Ottawa,R-Richmond Hill,B-Barrie

The analytical results reported herein refer to the samples as received. Reproduction of this analytical report in full or in part is prohibited without prior consent from

ALS Canada Ltd.

right solutions.
right partner.

CERTIFICATE OF ANALYSIS

Work Order	: **WT2313516**	Page	: 1 of 6
Client	: **Malroz Engineering Inc.**	Laboratory	: Waterloo - Environmental
Contact	: Adam Superville	Account Manager	: Costas Farassoglou
Address	: 2nd floor - 308 Wellington Street Kingston ON Canada K7K 7A8	Address	: 60 Northland Road, Unit 1 Waterloo ON Canada N2V 2B8
Telephone	: ----	Telephone	: 613 225 8279
Project	: 1037	Date Samples Received	: 18-May-2023 09:00
PO	: ----	Date Analysis Commenced	: 19-May-2023
C-O-C number	: ----	Issue Date	: 29-May-2023 10:23
Sampler	: ----		
Site	: ----		
Quote number	: Standing Offer 2022-2024		
No. of samples received	: 8		
No. of samples analysed	: 8		

This report supersedes any previous report(s) with this reference. Results apply to the sample(s) as submitted. This document shall not be reproduced, except in full.

This Certificate of Analysis contains the following information:

- General Comments
- Analytical Results
- Surrogate Control Limits

Additional information pertinent to this report will be found in the following separate attachments: Quality Control Report, QC Interpretive report to assist with Quality Review and Sample Receipt Notification (SRN).

Signatories

This document has been electronically signed by the authorized signatories below. Electronic signing is conducted in accordance with US FDA 21 CFR Part 11.

Signatories	*Position*	*Laboratory Department*
Sanja Risticevic	Department Manager - LCMS	LCMS, Waterloo, Ontario

General Comments

The analytical methods used by ALS are developed using internationally recognized reference methods (where available), such as those published by US EPA, APHA Standard Methods, ASTM, ISO, Environment Canada, BC MOE, and Ontario MOE. Refer to the ALS Quality Control Interpretive report (QCI) for applicable references and methodology summaries. Reference methods may incorporate modifications to improve performance.

Where a reported less than (<) result is higher than the LOR, this may be due to primary sample extract/digestate dilution and/or insufficient sample for analysis.

Where the LOR of a reported result differs from standard LOR, this may be due to high moisture content, insufficient sample (reduced weight employed) or matrix interference.

Please refer to Quality Control Interpretive report (QCI) for information regarding Holding Time compliance.

Key : CAS Number: Chemical Abstracts Services number is a unique identifier assigned to discrete substances
LOR: Limit of Reporting (detection limit).

Unit	*Description*
µg/L	micrograms per litre

<: less than.

>: greater than.

Surrogate: An analyte that is similar in behavior to target analyte(s), but that does not occur naturally in environmental samples. For applicable tests, surrogates are added to samples prior to analysis as a check on recovery.

Test results reported relate only to the samples as received by the laboratory.

UNLESS OTHERWISE STATED on SRN or QCI Report, ALL SAMPLES WERE RECEIVED IN ACCEPTABLE CONDITION.

Analytical Results

Sub-Matrix: **Water**
(Matrix: **Water**)

				Client sample ID	23-W007	23-W008	23-W009	23-W010	23-W011
				Client sampling date / time	17-May-2023 12:45	15-May-2023 12:30	15-May-2023 13:30	15-May-2023 15:36	15-May-2023 15:36
Analyte	CAS Number	Method/Lab	LOR	Unit	WT2313516-001	WT2313516-002	WT2313516-003	WT2313516-004	WT2313516-005
					Result	Result	Result	Result	Result
Perfluoroalkyl Substances (PFAS)									
Eicosafluoro-3-oxaundecane-1-sulfonic acid, 11-chloro- [11Cl-PF3OUdS]	763051-92-9	E745B/WT	0.020	µg/L	<0.020	<0.020	<0.020	<0.020	<0.020
Ethyl perfluorooctanesulfonamide, n- [NEtFOSA]	4151-50-2	E745B/WT	0.025	µg/L	<0.025	<0.025	<0.025	<0.025	<0.025
Ethyl perfluorooctanesulfonamidoacetic acid, n- [NEtFOSAA]	2991-50-6	E745B/WT	0.010	µg/L	<0.010	<0.010	<0.010	<0.010	<0.010
Ethyl perfluorooctanesulfonamidoethanol, n- [NEtFOSE]	1691-99-2	E745B/WT	0.030	µg/L	<0.030	<0.030	<0.030	<0.030	<0.030
Fluorotelomer sulfonic acid, 10:2 [10:2 FTS]	120226-60-0	E745B/WT	0.010	µg/L	<0.010	<0.010	<0.010	<0.010	<0.010
Fluorotelomer sulfonic acid, 4:2 [4:2 FTS]	757124-72-4	E745B/WT	0.010	µg/L	<0.010	<0.010	<0.010	<0.010	<0.010
Fluorotelomer sulfonic acid, 6:2 [6:2 FTS]	27619-97-2	E745B/WT	0.010	µg/L	<0.010	<0.010	<0.010	<0.010	<0.010
Fluorotelomer sulfonic acid, 8:2 [8:2 FTS]	39108-34-4	E745B/WT	0.010	µg/L	<0.010	<0.010	<0.010	<0.010	<0.010
Hexadecafluoro-3-oxanonane-1-sulfonic acid, 9-chloro- [9Cl-PF3ONS]	756426-58-1	E745B/WT	0.020	µg/L	<0.020	<0.020	<0.020	<0.020	<0.020
Hexafluoropropylene oxide dimer acid [HFPO-DA]	13252-13-6	E745B/WT	0.20	µg/L	<0.20	<0.20	<0.20	<0.20	<0.20
Methyl perfluorooctanesulfonamide, N- [NMeFOSA]	31506-32-8	E745B/WT	0.025	µg/L	<0.025	<0.025	<0.025	<0.025	<0.025
Methyl perfluorooctanesulfonamidoacetic acid, n- [NMeFOSAA]	2355-31-9	E745B/WT	0.010	µg/L	<0.010	<0.010	<0.010	<0.010	<0.010
Methyl perfluorooctanesulfonamidoethanol, n- [NMeFOSE]	24448-09-7	E745B/WT	0.030	µg/L	<0.030	<0.030	<0.030	<0.030	<0.030
Perfluorobutanesulfonic acid [PFBS]	375-73-5	E745B/WT	0.010	µg/L	<0.010	<0.010	<0.010	<0.010	<0.010
Perfluorobutanoic acid [PFBA]	375-22-4	E745B/WT	0.10	µg/L	<0.10	<0.10	<0.10	<0.10	<0.10
Perfluorodecane sulfonic acid [PFDS]	335-77-3	E745B/WT	0.010	µg/L	<0.010	<0.010	<0.010	<0.010	<0.010
Perfluorodecanoic acid [PFDA]	335-76-2	E745B/WT	0.010	µg/L	<0.010	<0.010	<0.010	<0.010	<0.010
Perfluorododecanoic acid [PFDoA]	307-55-1	E745B/WT	0.010	µg/L	<0.010	<0.010	<0.010	<0.010	<0.010
Perfluoroheptanesulfonic acid [PFHpS]	375-92-8	E745B/WT	0.010	µg/L	<0.010	<0.010	<0.010	<0.010	<0.010
Perfluoroheptanoic acid [PFHpA]	375-85-9	E745B/WT	0.010	µg/L	<0.010	<0.010	<0.010	<0.010	<0.010
Perfluorohexanesulfonic acid [PFHxS]	355-46-4	E745B/WT	0.010	µg/L	<0.010	<0.010	<0.010	<0.010	<0.010
Perfluorohexanoic acid [PFHxA]	307-24-4	E745B/WT	0.010	µg/L	<0.010	<0.010	<0.010	<0.010	<0.010
Perfluorononanesulfonic acid [PFNS]	68259-12-1	E745B/WT	0.010	µg/L	<0.010	<0.010	<0.010	<0.010	<0.010

Analytical Results

Sub-Matrix: Water (Matrix: Water)				Client sample ID	23-W007	23-W008	23-W009	23-W010	23-W011
				Client sampling date / time	17-May-2023 12:45	15-May-2023 12:30	15-May-2023 13:30	15-May-2023 15:36	15-May-2023 15:36
Analyte	CAS Number	Method/Lab	LOR	Unit	WT2313516-001	WT2313516-002	WT2313516-003	WT2313516-004	WT2313516-005
					Result	Result	Result	Result	Result
Perfluoroalkyl Substances (PFAS)									
Perfluorononanoic acid [PFNA]	375-95-1	E745B/WT	0.010	µg/L	<0.010	<0.010	<0.010	<0.010	<0.010
Perfluorononanoic acid, 4,8-dioxa-3H- [ADONA]	919005-14-4	E745B/WT	0.010	µg/L	<0.010	<0.010	<0.010	<0.010	<0.010
Perfluorooctanesulfonamide [PFOSA]	754-91-6	E745B/WT	0.010	µg/L	<0.010	<0.010	<0.010	<0.010	<0.010
Perfluorooctanesulfonic acid [PFOS]	1763-23-1	E745B/WT	0.010	µg/L	<0.010	<0.010	<0.010	<0.010	<0.010
Perfluorooctanoic acid [PFOA]	335-67-1	E745B/WT	0.010	µg/L	<0.010	<0.010	<0.010	<0.010	<0.010
Perfluoropentanesulfonic acid [PFPeS]	2706-91-4	E745B/WT	0.010	µg/L	<0.010	<0.010	<0.010	<0.010	<0.010
Perfluoropentanoic acid [PFPeA]	2706-90-3	E745B/WT	0.010	µg/L	<0.010	<0.010	<0.010	<0.010	<0.010
Perfluorotetradecanoic acid [PFTeDA]	376-06-7	E745B/WT	0.025	µg/L	<0.025	<0.025	<0.025	<0.025	<0.025
Perfluorotridecanoic acid [PFTrDA]	72629-94-8	E745B/WT	0.0250	µg/L	<0.0250	<0.0250	<0.0250	<0.0250	<0.0250
Perfluoroundecanoic acid [PFUnA]	2058-94-8	E745B/WT	0.010	µg/L	<0.010	<0.010	<0.010	<0.010	<0.010
Perfluoroalkyl Substances (PFAS) Surrogates									
Perfluorooctanesulfonic acid [13C8-PFOS]	265893-05-6	E745B/WT	1.00	%	64.4	111	111	107	108

Please refer to the General Comments section for an explanation of any result qualifiers detected.

Please refer to the Accreditation section for an explanation of analyte accreditations.

Analytical Results

Sub-Matrix: Water (Matrix: Water)				Client sample ID	23-W013	23-W026	23-W027	----	----
				Client sampling date / time	15-May-2023 10:45	17-May-2023 09:30	17-May-2023 10:00	----	----
Analyte	CAS Number	Method/Lab	LOR	Unit	WT2313516-006	WT2313516-007	WT2313516-008	--------	--------
					Result	Result	Result	----	----
Perfluoroalkyl Substances (PFAS)									
Eicosafluoro-3-oxaundecane-1-sulfonic acid, 11-chloro- [11Cl-PF3OUdS]	763051-92-9	E745B/WT	0.020	µg/L	<0.020	<0.020	<0.020	----	----
Ethyl perfluorooctanesulfonamide, n- [NEtFOSA]	4151-50-2	E745B/WT	0.025	µg/L	<0.025	<0.025	<0.025	----	----
Ethyl perfluorooctanesulfonamidoacetic acid, n- [NEtFOSAA]	2991-50-6	E745B/WT	0.010	µg/L	<0.010	<0.010	<0.010	----	----
Ethyl perfluorooctanesulfonamidoethanol, n- [NEtFOSE]	1691-99-2	E745B/WT	0.030	µg/L	<0.030	<0.030	<0.030	----	----
Fluorotelomer sulfonic acid, 10:2 [10:2 FTS]	120226-60-0	E745B/WT	0.010	µg/L	<0.010	<0.010	<0.010	----	----
Fluorotelomer sulfonic acid, 4:2 [4:2 FTS]	757124-72-4	E745B/WT	0.010	µg/L	<0.010	<0.010	<0.010	----	----
Fluorotelomer sulfonic acid, 6:2 [6:2 FTS]	27619-97-2	E745B/WT	0.010	µg/L	0.058	<0.010	<0.010	----	----
Fluorotelomer sulfonic acid, 8:2 [8:2 FTS]	39108-34-4	E745B/WT	0.010	µg/L	<0.010	<0.010	<0.010	----	----
Hexadecafluoro-3-oxanonane-1-sulfonic acid, 9-chloro- [9Cl-PF3ONS]	756426-58-1	E745B/WT	0.020	µg/L	<0.020	<0.020	<0.020	----	----
Hexafluoropropylene oxide dimer acid [HFPO-DA]	13252-13-6	E745B/WT	0.20	µg/L	<0.20	<0.20	<0.20	----	----
Methyl perfluorooctanesulfonamide, N- [NMeFOSA]	31506-32-8	E745B/WT	0.025	µg/L	<0.025	<0.025	<0.025	----	----
Methyl perfluorooctanesulfonamidoacetic acid, n- [NMeFOSAA]	2355-31-9	E745B/WT	0.010	µg/L	<0.010	<0.010	<0.010	----	----
Methyl perfluorooctanesulfonamidoethanol, n- [NMeFOSE]	24448-09-7	E745B/WT	0.030	µg/L	<0.030	<0.030	<0.030	----	----
Perfluorobutanesulfonic acid [PFBS]	375-73-5	E745B/WT	0.010	µg/L	<0.010	<0.010	<0.010	----	----
Perfluorobutanoic acid [PFBA]	375-22-4	E745B/WT	0.10	µg/L	<0.10	<0.10	<0.10	----	----
Perfluorodecane sulfonic acid [PFDS]	335-77-3	E745B/WT	0.010	µg/L	<0.010	<0.010	<0.010	----	----
Perfluorodecanoic acid [PFDA]	335-76-2	E745B/WT	0.010	µg/L	<0.010	<0.010	<0.010	----	----
Perfluorododecanoic acid [PFDoA]	307-55-1	E745B/WT	0.010	µg/L	<0.010	<0.010	<0.010	----	----
Perfluoroheptanesulfonic acid [PFHpS]	375-92-8	E745B/WT	0.010	µg/L	<0.010	<0.010	<0.010	----	----
Perfluoroheptanoic acid [PFHpA]	375-85-9	E745B/WT	0.010	µg/L	<0.010	<0.010	<0.010	----	----
Perfluorohexanesulfonic acid [PFHxS]	355-46-4	E745B/WT	0.010	µg/L	<0.010	<0.010	<0.010	----	----
Perfluorohexanoic acid [PFHxA]	307-24-4	E745B/WT	0.010	µg/L	<0.010	<0.010	<0.010	----	----
Perfluorononanesulfonic acid [PFNS]	68259-12-1	E745B/WT	0.010	µg/L	<0.010	<0.010	<0.010	----	----
Perfluorononanoic acid [PFNA]	375-95-1	E745B/WT	0.010	µg/L	<0.010	<0.010	<0.010	----	----

Analytical Results

Sub-Matrix: Water (Matrix: Water)				Client sample ID	23-W013	23-W026	23-W027	----	----
				Client sampling date / time	15-May-2023 10:45	17-May-2023 09:30	17-May-2023 10:00	----	----
Analyte	CAS Number	Method/Lab	LOR	Unit	WT2313516-006	WT2313516-007	WT2313516-008	--------	--------
					Result	Result	Result	----	----
Perfluoroalkyl Substances (PFAS)									
Perfluorononanoic acid, 4,8-dioxa-3H- [ADONA]	919005-14-4	E745B/WT	0.010	µg/L	<0.010	<0.010	<0.010	----	----
Perfluorooctanesulfonamide [PFOSA]	754-91-6	E745B/WT	0.010	µg/L	<0.010	<0.010	<0.010	----	----
Perfluorooctanesulfonic acid [PFOS]	1763-23-1	E745B/WT	0.010	µg/L	<0.010	<0.010	<0.010	----	----
Perfluorooctanoic acid [PFOA]	335-67-1	E745B/WT	0.010	µg/L	<0.010	<0.010	<0.010	----	----
Perfluoropentanesulfonic acid [PFPeS]	2706-91-4	E745B/WT	0.010	µg/L	<0.010	<0.010	<0.010	----	----
Perfluoropentanoic acid [PFPeA]	2706-90-3	E745B/WT	0.010	µg/L	<0.010	<0.010	<0.010	----	----
Perfluorotetradecanoic acid [PFTeDA]	376-06-7	E745B/WT	0.025	µg/L	<0.025	<0.025	<0.025	----	----
Perfluorotridecanoic acid [PFTrDA]	72629-94-8	E745B/WT	0.0250	µg/L	<0.0250	<0.0250	<0.0250	----	----
Perfluoroundecanoic acid [PFUnA]	2058-94-8	E745B/WT	0.010	µg/L	<0.010	<0.010	<0.010	----	----
Perfluoroalkyl Substances (PFAS) Surrogates									
Perfluorooctanesulfonic acid [13C8-PFOS]	265893-05-6	E745B/WT	1.00	%	119	104	108	----	----

Please refer to the General Comments section for an explanation of any result qualifiers detected.

Please refer to the Accreditation section for an explanation of analyte accreditations.

ALS Canada Ltd.

right solutions.
right partner.

QUALITY CONTROL INTERPRETIVE REPORT

Work Order	: **WT2313516**	Page	: 1 of 6
Client	: **Malroz Engineering Inc.**	Laboratory	: Waterloo - Environmental
Contact	: Adam Superville	Account Manager	: Costas Farassoglou
Address	: 2nd floor - 308 Wellington Street Kingston ON Canada K7K 7A8	Address	: 60 Northland Road, Unit 1 Waterloo, Ontario Canada N2V 2B8
Telephone	: ----	Telephone	: 613 225 8279
Project	: 1037	Date Samples Received	: 18-May-2023 09:00
PO	: ----	Issue Date	: 29-May-2023 10:23
C-O-C number	: ----		
Sampler	: ----		
Site	: ----		
Quote number	: Standing Offer 2022-2024		
No. of samples received	: 8		
No. of samples analysed	: 8		

This report is automatically generated by the ALS LIMS (Laboratory Information Management System) through evaluation of Quality Control (QC) results and other QA parameters associated with this submission, and is intended to facilitate rapid data validation by auditors or reviewers. The report highlights any exceptions and outliers to ALS Data Quality Objectives, provides holding time details and exceptions, summarizes QC sample frequencies, and lists applicable methodology references and summaries.

Key

Anonymous: Refers to samples which are not part of this work order, but which formed part of the QC process lot.
CAS Number: Chemical Abstracts Service number is a unique identifier assigned to discrete substances.
DQO: Data Quality Objective.
LOR: Limit of Reporting (detection limit).
RPD: Relative Percent Difference.

Workorder Comments

Holding times are displayed as "---" if no guidance exists from CCME, Canadian provinces, or broadly recognized international references.

Summary of Outliers

Outliers : Quality Control Samples

- No Method Blank value outliers occur.
- No Duplicate outliers occur.
- No Laboratory Control Sample (LCS) outliers occur
- No Matrix Spike outliers occur.
- No Test sample Surrogate recovery outliers exist.

Outliers: Reference Material (RM) Samples

- No Reference Material (RM) Sample outliers occur.

Outliers : Analysis Holding Time Compliance (Breaches)

- No Analysis Holding Time Outliers exist.

Outliers : Frequency of Quality Control Samples

- No Quality Control Sample Frequency Outliers occur.

Analysis Holding Time Compliance

This report summarizes extraction / preparation and analysis times and compares each with ALS recommended holding times, which are selected to meet known provincial and /or federal requirements. In the absence of regulatory hold times, ALS establishes recommendations based on guidelines published by organizations such as CCME, US EPA, APHA Standard Methods, ASTM, or Environment Canada (where available). Dates and holding times reported below represent the first dates of extraction or analysis. If subsequent tests or dilutions exceeded holding times, qualifiers are added (refer to COA).

If samples are identified below as having been analyzed or extracted outside of recommended holding times, measurement uncertainties may be increased, and this should be taken into consideration when interpreting results.

Where actual sampling date is not provided on the chain of custody, the date of receipt with time at 00:00 is used for calculation purposes.

Where only the sample date without time is provided on the chain of custody, the sampling date at 00:00 is used for calculation purposes.

Matrix: **Water**

Evaluation: × = Holding time exceedance ; ✓ = Within Holding Time

Analyte Group / Container / Client Sample ID(s)	Method	Sampling Date	Extraction / Preparation				Analysis			
			Preparation Date	Holding Times Rec	Holding Times Actual	Eval	Analysis Date	Holding Times Rec	Holding Times Actual	Eval
Perfluoroalkyl Substances (PFAS) : PFAS in Water by LC-MS-MS										
HDPE - LCMS 23-W007	E745B	17-May-2023	19-May-2023	28 days	2 days	✓	19-May-2023	28 days	0 days	✓
Perfluoroalkyl Substances (PFAS) : PFAS in Water by LC-MS-MS										
HDPE - LCMS 23-W026	E745B	17-May-2023	19-May-2023	28 days	2 days	✓	19-May-2023	28 days	0 days	✓
Perfluoroalkyl Substances (PFAS) : PFAS in Water by LC-MS-MS										
HDPE - LCMS 23-W027	E745B	17-May-2023	19-May-2023	28 days	2 days	✓	19-May-2023	28 days	0 days	✓
Perfluoroalkyl Substances (PFAS) : PFAS in Water by LC-MS-MS										
HDPE - LCMS 23-W008	E745B	15-May-2023	19-May-2023	28 days	4 days	✓	19-May-2023	28 days	0 days	✓
Perfluoroalkyl Substances (PFAS) : PFAS in Water by LC-MS-MS										
HDPE - LCMS 23-W009	E745B	15-May-2023	19-May-2023	28 days	4 days	✓	19-May-2023	28 days	0 days	✓
Perfluoroalkyl Substances (PFAS) : PFAS in Water by LC-MS-MS										
HDPE - LCMS 23-W010	E745B	15-May-2023	19-May-2023	28 days	4 days	✓	19-May-2023	28 days	0 days	✓
Perfluoroalkyl Substances (PFAS) : PFAS in Water by LC-MS-MS										
HDPE - LCMS 23-W011	E745B	15-May-2023	19-May-2023	28 days	4 days	✓	19-May-2023	28 days	0 days	✓

Matrix: **Water**

Evaluation: × = Holding time exceedance ; ✓ = Within Holding Time

Analyte Group / Container / Client Sample ID(s)	Method	Sampling Date	Extraction / Preparation				Analysis			
			Preparation Date	Holding Times Rec	Holding Times Actual	Eval	Analysis Date	Holding Times Rec	Holding Times Actual	Eval
Perfluoroalkyl Substances (PFAS) : PFAS in Water by LC-MS-MS										
HDPE - LCMS										
23-W013	E745B	15-May-2023	19-May-2023	28 days	4 days	✓	19-May-2023	28 days	0 days	✓

Legend & Qualifier Definitions

Rec. HT: ALS recommended hold time (see units).

Quality Control Parameter Frequency Compliance

The following report summarizes the frequency of laboratory QC samples analyzed within the analytical batches (QC lots) in which the submitted samples were processed. The actual frequency should be greater than or equal to the expected frequency.

Matrix: **Water**

Evaluation: × = *QC frequency outside specification*; ✓ = *QC frequency within specification.*

Quality Control Sample Type			Count		Frequency (%)		
Analytical Methods	*Method*	*QC Lot #*	*QC*	*Regular*	*Actual*	*Expected*	*Evaluation*
Laboratory Duplicates (DUP)							
PFAS in Water by LC-MS-MS	E745B	946937	1	10	10.0	5.0	✓
Laboratory Control Samples (LCS)							
PFAS in Water by LC-MS-MS	E745B	946937	1	10	10.0	5.0	✓
Method Blanks (MB)							
PFAS in Water by LC-MS-MS	E745B	946937	1	10	10.0	5.0	✓
Matrix Spikes (MS)							
PFAS in Water by LC-MS-MS	E745B	946937	1	10	10.0	5.0	✓

Methodology References and Summaries

The analytical methods used by ALS are developed using internationally recognized reference methods (where available), such as those published by US EPA, APHA Standard Methods, ASTM, ISO, Environment Canada, BC MOE, and Ontario MOE. Reference methods may incorporate modifications to improve performance (indicated by "mod").

Analytical Methods	Method / Lab	Matrix	Method Reference	Method Descriptions
PFAS in Water by LC-MS-MS	E745B Waterloo - Environmental	Water	MECP E3533	An aliquot of water is analyzed for PFAs by direct injection LC/MS/MS

Preparation Methods	Method / Lab	Matrix	Method Reference	Method Descriptions
Preparation of PFAS in Water by Direct Injection	EP745 Waterloo - Environmental	Water	MECP E3533	An aliquot of water is analyzed for PFAs by direct injection LC/MS/MS

ALS Canada Ltd.

right solutions.
right partner.

QUALITY CONTROL REPORT

Work Order	: **WT2313516**	Page	: 1 of 10
Client	: Malroz Engineering Inc.	Laboratory	: Waterloo - Environmental
Contact	: Adam Superville	Account Manager	: Costas Farassoglou
Address	: 2nd floor - 308 Wellington Street Kingston ON Canada K7K 7A8	Address	: 60 Northland Road, Unit 1 Waterloo, Ontario Canada N2V 2B8
Telephone	:	Telephone	: 613 225 8279
Project	: 1037	Date Samples Received	: 18-May-2023 09:00
PO	: ----	Date Analysis Commenced	: 19-May-2023
C-O-C number	: ----	Issue Date	: 29-May-2023 10:23
Sampler	: ---- ----		
Site	: ----		
Quote number	: Standing Offer 2022-2024		
No. of samples received	: 8		
No. of samples analysed	: 8		

This report supersedes any previous report(s) with this reference. Results apply to the sample(s) as submitted. This document shall not be reproduced, except in full.

This Quality Control Report contains the following information:

- Laboratory Duplicate (DUP) Report; Relative Percent Difference (RPD) and Data Quality Objectives
- Matrix Spike (MS) Report; Recovery and Data Quality Objectives
- Method Blank (MB) Report; Recovery and Data Quality Objectives
- Laboratory Control Sample (LCS) Report; Recovery and Data Quality Objectives

Signatories

This document has been electronically signed by the authorized signatories below. Electronic signing is conducted in accordance with US FDA 21 CFR Part 11.

Signatories	*Position*	*Laboratory Department*
Sanja Risticevic	Department Manager - LCMS	Waterloo LCMS, Waterloo, Ontario

General Comments

The ALS Quality Control (QC) report is optionally provided to ALS clients upon request. ALS test methods include comprehensive QC checks with every analysis to ensure our high standards of quality are met. Each QC result has a known or expected target value, which is compared against predetermined Data Quality Objectives (DQOs) to provide confidence in the accuracy of associated test results. This report contains detailed results for all QC results applicable to this sample submission. Please refer to the ALS Quality Control Interpretation report (QCI) for applicable method references and methodology summaries.

Key :

Anonymous = Refers to samples which are not part of this work order, but which formed part of the QC process lot.
CAS Number = Chemical Abstracts Service number is a unique identifier assigned to discrete substances.
DQO = Data Quality Objective.
LOR = Limit of Reporting (detection limit).
RPD = Relative Percent Difference
# = Indicates a QC result that did not meet the ALS DQO.

Workorder Comments

Holding times are displayed as "---" if no guidance exists from CCME, Canadian provinces, or broadly recognized international references.

Laboratory Duplicate (DUP) Report

A Laboratory Duplicate (DUP) is a randomly selected intralaboratory replicate sample. Laboratory Duplicates provide information regarding method precision and sample heterogeneity. ALS DQOs for Laboratory Duplicates are expressed as test-specific limits for Relative Percent Difference (RPD), or as an absolute difference limit of 2 times the LOR for low concentration duplicates within ~ 4-10 times the LOR (cut-off is test-specific).

Sub-Matrix: **Water**

					Laboratory Duplicate (DUP) Report						
Laboratory sample ID	Client sample ID	Analyte	CAS Number	Method	LOR	Unit	Original Result	Duplicate Result	RPD(%) or Difference	Duplicate Limits	Qualifier
Perfluoroalkyl Substances (PFAS) (QC Lot: 946937)											
RG2300537-001	Anonymous	Eicosafluoro-3-oxaundecane-1-sulfonic acid, 11-chloro- [11Cl-PF3OUdS]	763051-92-9	E745B	0.020	µg/L	<0.020	<0.020	0	Diff <2x LOR	----
		Ethyl perfluorooctanesulfonamide, n- [NEtFOSA]	4151-50-2	E745B	0.025	µg/L	<0.025	<0.025	0	Diff <2x LOR	----
		Ethyl perfluorooctanesulfonamido acetic acid, n- [NEtFOSAA]	2991-50-6	E745B	0.010	µg/L	<0.010	<0.010	0	Diff <2x LOR	----
		Ethyl perfluorooctanesulfonamido ethanol, n- [NEtFOSE]	1691-99-2	E745B	0.030	µg/L	<0.030	<0.030	0	Diff <2x LOR	----
		Fluorotelomer sulfonic acid, 10:2 [10:2 FTS]	120226-60-0	E745B	0.010	µg/L	<0.010	<0.010	0	Diff <2x LOR	----
		Fluorotelomer sulfonic acid, 4:2 [4:2 FTS]	757124-72-4	E745B	0.010	µg/L	<0.010	<0.010	0	Diff <2x LOR	----
		Fluorotelomer sulfonic acid, 6:2 [6:2 FTS]	27619-97-2	E745B	0.010	µg/L	<0.010	<0.010	0	Diff <2x LOR	----
		Fluorotelomer sulfonic acid, 8:2 [8:2 FTS]	39108-34-4	E745B	0.010	µg/L	<0.010	<0.010	0	Diff <2x LOR	----
		Hexadecafluoro-3-oxanonane-1-sulfonic acid, 9-chloro- [9Cl-PF3ONS]	756426-58-1	E745B	0.020	µg/L	<0.020	<0.020	0	Diff <2x LOR	----
		Hexafluoropropylene oxide dimer acid [HFPO-DA]	13252-13-6	E745B	0.20	µg/L	<0.20	<0.20	0	Diff <2x LOR	----
		Methyl perfluorooctanesulfonamide, N- [NMeFOSA]	31506-32-8	E745B	0.025	µg/L	<0.025	<0.025	0	Diff <2x LOR	----
		Methyl perfluorooctanesulfonamido acetic acid, n- [NMeFOSAA]	2355-31-9	E745B	0.010	µg/L	<0.010	<0.010	0	Diff <2x LOR	----
		Methyl perfluorooctanesulfonamido ethanol, n- [NMeFOSE]	24448-09-7	E745B	0.030	µg/L	<0.030	<0.030	0	Diff <2x LOR	----
		Perfluorobutanesulfonic acid [PFBS]	375-73-5	E745B	0.010	µg/L	<0.010	<0.010	0	Diff <2x LOR	----
		Perfluorobutanoic acid [PFBA]	375-22-4	E745B	0.10	µg/L	<0.10	<0.10	0	Diff <2x LOR	----
		Perfluorodecane sulfonic acid [PFDS]	335-77-3	E745B	0.010	µg/L	<0.010	<0.010	0	Diff <2x LOR	----
		Perfluorodecanoic acid [PFDA]	335-76-2	E745B	0.010	µg/L	<0.010	<0.010	0	Diff <2x LOR	----
		Perfluorododecanoic acid [PFDoA]	307-55-1	E745B	0.010	µg/L	<0.010	<0.010	0	Diff <2x LOR	----
		Perfluoroheptanesulfonic acid [PFHpS]	375-92-8	E745B	0.010	µg/L	<0.010	<0.010	0	Diff <2x LOR	----

Sub-Matrix: **Water**

Laboratory sample ID	Client sample ID	Analyte	CAS Number	Method	Laboratory Duplicate (DUP) Report						
					LOR	Unit	Original Result	Duplicate Result	RPD(%) or Difference	Duplicate Limits	Qualifier
Perfluoroalkyl Substances (PFAS) (QC Lot: 946937) - continued											
RG2300537-001	Anonymous	Perfluoroheptanoic acid [PFHpA]	375-85-9	E745B	0.010	µg/L	<0.010	<0.010	0	Diff <2x LOR	----
		Perfluorohexanesulfonic acid [PFHxS]	355-46-4	E745B	0.010	µg/L	<0.010	<0.010	0	Diff <2x LOR	----
		Perfluorohexanoic acid [PFHxA]	307-24-4	E745B	0.010	µg/L	<0.010	<0.010	0	Diff <2x LOR	----
		Perfluorononanesulfonic acid [PFNS]	68259-12-1	E745B	0.010	µg/L	<0.010	<0.010	0	Diff <2x LOR	----
		Perfluorononanoic acid [PFNA]	375-95-1	E745B	0.010	µg/L	<0.010	<0.010	0	Diff <2x LOR	----
		Perfluorononanoic acid, 4,8-dioxa-3H- [ADONA]	919005-14-4	E745B	0.010	µg/L	<0.010	<0.010	0	Diff <2x LOR	----
		Perfluorooctanesulfonamide [PFOSA]	754-91-6	E745B	0.010	µg/L	<0.010	<0.010	0	Diff <2x LOR	----
		Perfluorooctanesulfonic acid [PFOS]	1763-23-1	E745B	0.010	µg/L	<0.010	<0.010	0	Diff <2x LOR	----
		Perfluorooctanoic acid [PFOA]	335-67-1	E745B	0.010	µg/L	<0.010	<0.010	0	Diff <2x LOR	----
		Perfluoropentanesulfonic acid [PFPeS]	2706-91-4	E745B	0.010	µg/L	<0.010	<0.010	0	Diff <2x LOR	----
		Perfluoropentanoic acid [PFPeA]	2706-90-3	E745B	0.010	µg/L	<0.010	<0.010	0	Diff <2x LOR	----
		Perfluorotetradecanoic acid [PFTeDA]	376-06-7	E745B	0.025	µg/L	<0.025	<0.025	0	Diff <2x LOR	----
		Perfluorotridecanoic acid [PFTrDA]	72629-94-8	E745B	0.0250	µg/L	<0.0250	<0.0250	0	Diff <2x LOR	----
		Perfluoroundecanoic acid [PFUnA]	2058-94-8	E745B	0.010	µg/L	<0.010	<0.010	0	Diff <2x LOR	----

Method Blank (MB) Report

A Method Blank is an analyte-free matrix that undergoes sample processing identical to that carried out for test samples. Method Blank results are used to monitor and control for potential contamination from the laboratory environment and reagents. For most tests, the DQO for Method Blanks is for the result to be < LOR.

Sub-Matrix: **Water**

Analyte	CAS Number	Method	LOR	Unit	Result	Qualifier
Perfluoroalkyl Substances (PFAS) (QCLot: 946937)						
Eicosafluoro-3-oxaundecane-1-sulfonic acid, 11-chloro- [11Cl-PF3OUdS]	763051-92-9	E745B	0.02	µg/L	<0.020	----
Ethyl perfluorooctanesulfonamide, n- [NEtFOSA]	4151-50-2	E745B	0.025	µg/L	<0.025	----
Ethyl perfluorooctanesulfonamidoacetic acid, n- [NEtFOSAA]	2991-50-6	E745B	0.01	µg/L	<0.010	----
Ethyl perfluorooctanesulfonamidoethanol, n- [NEtFOSE]	1691-99-2	E745B	0.03	µg/L	<0.030	----
Fluorotelomer sulfonic acid, 10:2 [10:2 FTS]	120226-60-0	E745B	0.01	µg/L	<0.010	----
Fluorotelomer sulfonic acid, 4:2 [4:2 FTS]	757124-72-4	E745B	0.01	µg/L	<0.010	----
Fluorotelomer sulfonic acid, 6:2 [6:2 FTS]	27619-97-2	E745B	0.01	µg/L	<0.010	----
Fluorotelomer sulfonic acid, 8:2 [8:2 FTS]	39108-34-4	E745B	0.01	µg/L	<0.010	----
Hexadecafluoro-3-oxanonane-1-sulfonic acid, 9-chloro- [9Cl-PF3ONS]	756426-58-1	E745B	0.02	µg/L	<0.020	----
Hexafluoropropylene oxide dimer acid [HFPO-DA]	13252-13-6	E745B	0.2	µg/L	<0.20	----
Methyl perfluorooctanesulfonamide, N- [NMeFOSA]	31506-32-8	E745B	0.025	µg/L	<0.025	----
Methyl perfluorooctanesulfonamidoacetic acid, n- [NMeFOSAA]	2355-31-9	E745B	0.01	µg/L	<0.010	----
Methyl perfluorooctanesulfonamidoethanol, n- [NMeFOSE]	24448-09-7	E745B	0.03	µg/L	<0.030	----
Perfluorobutanesulfonic acid [PFBS]	375-73-5	E745B	0.01	µg/L	<0.010	----
Perfluorobutanoic acid [PFBA]	375-22-4	E745B	0.1	µg/L	<0.10	----
Perfluorodecane sulfonic acid [PFDS]	335-77-3	E745B	0.01	µg/L	<0.010	----
Perfluorodecanoic acid [PFDA]	335-76-2	E745B	0.01	µg/L	<0.010	----
Perfluorododecanoic acid [PFDoA]	307-55-1	E745B	0.01	µg/L	<0.010	----
Perfluoroheptanesulfonic acid [PFHpS]	375-92-8	E745B	0.01	µg/L	<0.010	----
Perfluoroheptanoic acid [PFHpA]	375-85-9	E745B	0.01	µg/L	<0.010	----
Perfluorohexanesulfonic acid [PFHxS]	355-46-4	E745B	0.01	µg/L	<0.010	----
Perfluorohexanoic acid [PFHxA]	307-24-4	E745B	0.01	µg/L	<0.010	----
Perfluorononanesulfonic acid [PFNS]	68259-12-1	E745B	0.01	µg/L	<0.010	----
Perfluorononanoic acid [PFNA]	375-95-1	E745B	0.01	µg/L	<0.010	----
Perfluorononanoic acid, 4,8-dioxa-3H- [ADONA]	919005-14-4	E745B	0.01	µg/L	<0.010	----
Perfluorooctanesulfonamide [PFOSA]	754-91-6	E745B	0.01	µg/L	<0.010	----
Perfluorooctanesulfonic acid [PFOS]	1763-23-1	E745B	0.01	µg/L	<0.010	----
Perfluorooctanoic acid [PFOA]	335-67-1	E745B	0.01	µg/L	<0.010	----
Perfluoropentanesulfonic acid [PFPeS]	2706-91-4	E745B	0.01	µg/L	<0.010	----
Perfluoropentanoic acid [PFPeA]	2706-90-3	E745B	0.01	µg/L	<0.010	----

Sub-Matrix: **Water**

Analyte	CAS Number	Method	LOR	Unit	Result	Qualifier
Perfluoroalkyl Substances (PFAS) (QCLot: 946937) - continued						
Perfluorotetradecanoic acid [PFTeDA]	376-06-7	E745B	0.025	µg/L	<0.025	----
Perfluorotridecanoic acid [PFTrDA]	72629-94-8	E745B	0.025	µg/L	<0.0250	----
Perfluoroundecanoic acid [PFUnA]	2058-94-8	E745B	0.01	µg/L	<0.010	----

Laboratory Control Sample (LCS) Report

A Laboratory Control Sample (LCS) is an analyte-free matrix that has been fortified (spiked) with test analytes at known concentration and processed in an identical manner to test samples. LCS results are expressed as percent recovery, and are used to monitor and control test method accuracy and precision, independent of test sample matrix.

Sub-Matrix: **Water**

					Laboratory Control Sample (LCS) Report				
					Spike	Recovery (%)	Recovery Limits (%)		
Analyte	CAS Number	Method	LOR	Unit	Concentration	LCS	Low	High	Qualifier
Perfluoroalkyl Substances (PFAS) (QCLot: 946937)									
Eicosafluoro-3-oxaundecane-1-sulfonic acid, 11-chloro- [11Cl-PF3OUdS]	763051-92-9	E745B	0.02	µg/L	0.3 µg/L	112	50.0	150	----
Ethyl perfluorooctanesulfonamide, n- [NEtFOSA]	4151-50-2	E745B	0.025	µg/L	0.3 µg/L	101	50.0	150	----
Ethyl perfluorooctanesulfonamidoacetic acid, n- [NEtFOSAA]	2991-50-6	E745B	0.01	µg/L	0.3 µg/L	119	50.0	150	----
Ethyl perfluorooctanesulfonamidoethanol, n- [NEtFOSE]	1691-99-2	E745B	0.03	µg/L	0.3 µg/L	89.3	50.0	150	----
Fluorotelomer sulfonic acid, 10:2 [10:2 FTS]	120226-60-0	E745B	0.01	µg/L	0.3 µg/L	57.3	50.0	150	----
Fluorotelomer sulfonic acid, 4:2 [4:2 FTS]	757124-72-4	E745B	0.01	µg/L	0.3 µg/L	113	50.0	150	----
Fluorotelomer sulfonic acid, 6:2 [6:2 FTS]	27619-97-2	E745B	0.01	µg/L	0.3 µg/L	105	50.0	150	----
Fluorotelomer sulfonic acid, 8:2 [8:2 FTS]	39108-34-4	E745B	0.01	µg/L	0.3 µg/L	111	50.0	150	----
Hexadecafluoro-3-oxanonane-1-sulfonic acid, 9-chloro- [9Cl-PF3ONS]	756426-58-1	E745B	0.02	µg/L	0.3 µg/L	112	50.0	150	----
Hexafluoropropylene oxide dimer acid [HFPO-DA]	13252-13-6	E745B	0.2	µg/L	3 µg/L	105	50.0	150	----
Methyl perfluorooctanesulfonamide, N- [NMeFOSA]	31506-32-8	E745B	0.025	µg/L	0.3 µg/L	88.7	50.0	150	----
Methyl perfluorooctanesulfonamidoacetic acid, n- [NMeFOSAA]	2355-31-9	E745B	0.01	µg/L	0.3 µg/L	72.7	50.0	150	----
Methyl perfluorooctanesulfonamidoethanol, n- [NMeFOSE]	24448-09-7	E745B	0.03	µg/L	0.3 µg/L	99.3	50.0	150	----
Perfluorobutanesulfonic acid [PFBS]	375-73-5	E745B	0.01	µg/L	0.3 µg/L	96.7	50.0	150	----
Perfluorobutanoic acid [PFBA]	375-22-4	E745B	0.1	µg/L	1 µg/L	90.0	50.0	150	----
Perfluorodecane sulfonic acid [PFDS]	335-77-3	E745B	0.01	µg/L	0.3 µg/L	80.7	50.0	150	----
Perfluorodecanoic acid [PFDA]	335-76-2	E745B	0.01	µg/L	0.3 µg/L	102	50.0	150	----
Perfluorododecanoic acid [PFDoA]	307-55-1	E745B	0.01	µg/L	0.3 µg/L	97.3	50.0	150	----
Perfluoroheptanesulfonic acid [PFHpS]	375-92-8	E745B	0.01	µg/L	0.3 µg/L	98.7	50.0	150	----
Perfluoroheptanoic acid [PFHpA]	375-85-9	E745B	0.01	µg/L	0.3 µg/L	90.0	50.0	150	----
Perfluorohexanesulfonic acid [PFHxS]	355-46-4	E745B	0.01	µg/L	0.3 µg/L	92.0	50.0	150	----
Perfluorohexanoic acid [PFHxA]	307-24-4	E745B	0.01	µg/L	0.3 µg/L	97.3	50.0	150	----
Perfluorononanesulfonic acid [PFNS]	68259-12-1	E745B	0.01	µg/L	0.3 µg/L	129	50.0	150	----
Perfluorononanoic acid [PFNA]	375-95-1	E745B	0.01	µg/L	0.3 µg/L	147	50.0	150	----
Perfluorononanoic acid, 4,8-dioxa-3H- [ADONA]	919005-14-4	E745B	0.01	µg/L	0.3 µg/L	90.0	50.0	150	----
Perfluorooctanesulfonamide [PFOSA]	754-91-6	E745B	0.01	µg/L	0.3 µg/L	104	50.0	150	----
Perfluorooctanesulfonic acid [PFOS]	1763-23-1	E745B	0.01	µg/L	0.3 µg/L	114	50.0	150	----
Perfluorooctanoic acid [PFOA]	335-67-1	E745B	0.01	µg/L	0.3 µg/L	98.7	50.0	150	----
Perfluoropentanesulfonic acid [PFPeS]	2706-91-4	E745B	0.01	µg/L	0.3 µg/L	93.3	50.0	150	----

Sub-Matrix: **Water**

					Laboratory Control Sample (LCS) Report				
					Spike	Recovery (%)	Recovery Limits (%)		
Analyte	CAS Number	Method	LOR	Unit	Concentration	LCS	Low	High	Qualifier
Perfluoroalkyl Substances (PFAS) (QCLot: 946937) - continued									
Perfluoropentanoic acid [PFPeA]	2706-90-3	E745B	0.01	µg/L	0.3 µg/L	108	50.0	150	----
Perfluorotetradecanoic acid [PFTeDA]	376-06-7	E745B	0.025	µg/L	0.3 µg/L	133	50.0	150	----
Perfluorotridecanoic acid [PFTrDA]	72629-94-8	E745B	0.025	µg/L	0.3 µg/L	114	50.0	150	----
Perfluoroundecanoic acid [PFUnA]	2058-94-8	E745B	0.01	µg/L	0.3 µg/L	108	50.0	150	----

Matrix Spike (MS) Report

A Matrix Spike (MS) is a randomly selected intra-laboratory replicate sample that has been fortified (spiked) with test analytes at known concentration, and processed in an identical manner to test samples. Matrix Spikes provide information regarding analyte recovery and potential matrix effects. MS DQO exceedances due to sample matrix may sometimes be unavoidable; in such cases, test results for the associated sample (or similar samples) may be subject to bias. ND – Recovery not determined, background level >= 1x spike level.

Sub-Matrix: **Water**

					Matrix Spike (MS) Report					
					Spike		Recovery (%)	Recovery Limits (%)		
Laboratory sample ID	Client sample ID	Analyte	CAS Number	Method	Concentration	Target	MS	Low	High	Qualifier
Perfluoroalkyl Substances (PFAS) (QCLot: 946937)										
RG2300537-001	Anonymous	Eicosafluoro-3-oxaundecane-1-sulfonic acid, 11-chloro- [11Cl-PF3OUdS]	763051-92-9	E745B	0.254 µg/L	0.3 µg/L	84.7	50.0	150	----
		Ethyl perfluorooctanesulfonamide, n- [NEtFOSA]	4151-50-2	E745B	0.262 µg/L	0.3 µg/L	87.3	50.0	150	----
		Ethyl perfluorooctanesulfonamidoacetic acid, n- [NEtFOSAA]	2991-50-6	E745B	0.266 µg/L	0.3 µg/L	88.7	50.0	150	----
		Ethyl perfluorooctanesulfonamidoethanol, n- [NEtFOSE]	1691-99-2	E745B	0.244 µg/L	0.3 µg/L	81.3	50.0	150	----
		Fluorotelomer sulfonic acid, 10:2 [10:2 FTS]	120226-60-0	E745B	0.300 µg/L	0.3 µg/L	100	50.0	150	----
		Fluorotelomer sulfonic acid, 4:2 [4:2 FTS]	757124-72-4	E745B	0.234 µg/L	0.3 µg/L	78.0	50.0	150	----
		Fluorotelomer sulfonic acid, 6:2 [6:2 FTS]	27619-97-2	E745B	0.292 µg/L	0.3 µg/L	97.3	50.0	150	----
		Fluorotelomer sulfonic acid, 8:2 [8:2 FTS]	39108-34-4	E745B	0.328 µg/L	0.3 µg/L	109	50.0	150	----
		Hexadecafluoro-3-oxanonane-1-sulfonic acid, 9-chloro- [9Cl-PF3ONS]	756426-58-1	E745B	0.328 µg/L	0.3 µg/L	109	50.0	150	----
		Hexafluoropropylene oxide dimer acid [HFPO-DA]	13252-13-6	E745B	2.23 µg/L	3 µg/L	74.5	50.0	150	----
		Methyl perfluorooctanesulfonamide, N- [NMeFOSA]	31506-32-8	E745B	0.208 µg/L	0.3 µg/L	69.3	50.0	150	----
		Methyl perfluorooctanesulfonamidoacetic acid, n- [NMeFOSAA]	2355-31-9	E745B	0.260 µg/L	0.3 µg/L	86.7	50.0	150	----
		Methyl perfluorooctanesulfonamidoethanol, n- [NMeFOSE]	24448-09-7	E745B	0.288 µg/L	0.3 µg/L	96.0	50.0	150	----
		Perfluorobutanesulfonic acid [PFBS]	375-73-5	E745B	0.270 µg/L	0.3 µg/L	90.0	50.0	150	----
		Perfluorobutanoic acid [PFBA]	375-22-4	E745B	0.75 µg/L	1 µg/L	75.2	50.0	150	----
		Perfluorodecane sulfonic acid [PFDS]	335-77-3	E745B	0.270 µg/L	0.3 µg/L	90.0	50.0	150	----
		Perfluorodecanoic acid [PFDA]	335-76-2	E745B	0.294 µg/L	0.3 µg/L	98.0	50.0	150	----
		Perfluorododecanoic acid [PFDoA]	307-55-1	E745B	0.266 µg/L	0.3 µg/L	88.7	50.0	150	----
		Perfluoroheptanesulfonic acid [PFHpS]	375-92-8	E745B	0.266 µg/L	0.3 µg/L	88.7	50.0	150	----
		Perfluoroheptanoic acid [PFHpA]	375-85-9	E745B	0.262 µg/L	0.3 µg/L	87.3	50.0	150	----
		Perfluorohexanesulfonic acid [PFHxS]	355-46-4	E745B	0.232 µg/L	0.3 µg/L	77.3	50.0	150	----
		Perfluorohexanoic acid [PFHxA]	307-24-4	E745B	0.260 µg/L	0.3 µg/L	86.7	50.0	150	----

Sub-Matrix: **Water**

					Matrix Spike (MS) Report					
					Spike		Recovery (%)	Recovery Limits (%)		
Laboratory sample ID	Client sample ID	Analyte	CAS Number	Method	Concentration	Target	MS	Low	High	Qualifier
Perfluoroalkyl Substances (PFAS) (QCLot: 946937) - continued										
RG2300537-001	Anonymous	Perfluorononanesulfonic acid [PFNS]	68259-12-1	E745B	0.296 µg/L	0.3 µg/L	98.7	50.0	150	----
		Perfluorononanoic acid [PFNA]	375-95-1	E745B	0.268 µg/L	0.3 µg/L	89.3	50.0	150	----
		Perfluorononanoic acid, 4,8-dioxa-3H-[ADONA]	919005-14-4	E745B	0.230 µg/L	0.3 µg/L	76.7	50.0	150	----
		Perfluorooctanesulfonamide [PFOSA]	754-91-6	E745B	0.254 µg/L	0.3 µg/L	84.7	50.0	150	----
		Perfluorooctanesulfonic acid [PFOS]	1763-23-1	E745B	0.274 µg/L	0.3 µg/L	91.3	50.0	150	----
		Perfluorooctanoic acid [PFOA]	335-67-1	E745B	0.258 µg/L	0.3 µg/L	86.0	50.0	150	----
		Perfluoropentanesulfonic acid [PFPeS]	2706-91-4	E745B	0.204 µg/L	0.3 µg/L	68.0	50.0	150	----
		Perfluoropentanoic acid [PFPeA]	2706-90-3	E745B	0.276 µg/L	0.3 µg/L	92.0	50.0	150	----
		Perfluorotetradecanoic acid [PFTeDA]	376-06-7	E745B	0.352 µg/L	0.3 µg/L	117	50.0	150	----
		Perfluorotridecanoic acid [PFTrDA]	72629-94-8	E745B	0.272 µg/L	0.3 µg/L	90.7	50.0	150	----
		Perfluoroundecanoic acid [PFUnA]	2058-94-8	E745B	0.264 µg/L	0.3 µg/L	88.0	50.0	150	----

Chain of Custody (COC) / Analytical Request Form

COC Number: 20 -

Page EC

Environmental Division Waterloo
Work Order Reference
WT2313516

Telephone : +1 519 886 6910

www.alsglobal.com

Canada Toll Free: 1 800 668 9878

Report To	Contact and company name below will appear on the final report
Company:	Matrox Engineering
Contact:	Adam Superville
Phone:	613-549-3446
	Company address below will appear on the final report
Street:	308 Wellington St
City/Province:	Kingston ON
Postal Code:	K7R-7A8
Invoice To	Same as Report To ☒ YES ☐ NO
	Copy of Invoice with Report ☒ YES ☐ NO
Company:	
Contact:	mahoney@matrox.com

Project Information

ALS Account # / Quote #:	BR391746
Job #:	1037
PO / AFE:	
LSD:	

ALS Lab Work Order # (ALS use only): WT2313516 FH.

Reports / Recipients

Select Report Format: ☒ PDF ☐ EXCEL ☐ EDD (DIGITAL)

Merge QC/QCI Reports with COA ☐ YES ☐ NO ☐ N/A

☐ Compare Results to Criteria on Report - provide details below if box checked

Select Distribution: ☒ EMAIL ☐ MAIL ☐ FAX

Email 1 or Fax: mahoney@matrox.com

Email 2: superville@matrox.com

Email 3: pafeur@matrox.com

Invoice Recipients

Select Invoice Distribution: ☒ EMAIL ☐ MAIL ☐ FAX

Email 1 or Fax: mahoney@matrox.com

Email 2:

Oil and Gas Required Fields (client use)

AFE/Cost Center:	PO#
Major/Minor Code:	Routing Code:
Requisitioner:	
Location:	

ALS Contact: **Sampler:**

Turnaround Time (TAT) Requested

- ☒ Routine [R] if received by 3pm M-F - no surcharges apply
- ☐ 4 day [P4] if received by 3pm M-F - 20% rush surcharge minimum
- ☐ 3 day [P3] if received by 3pm M-F - 25% rush surcharge minimum
- ☐ 2 day [P2] if received by 3pm M-F - 50% rush surcharge minimum
- ☐ 1 day [E] if received by 3pm M-F - 100% rush surcharge minimum
- ☐ Same day [E2] if received by 10am M-S - 200% rush surcharge. Additional may apply to rush requests on weekends, statutory holidays and non-routine.

Date and Time Required for all E&P TATs: dd-mmm-yy hh:mm am/pm

For all tests with rush TATs requested, please contact your AM to confirm availability.

Analysis Request

Indicate Filtered (F), Preserved (P) or Filtered and Preserved (F/P) below

ALS Sample # (ALS use only)	Sample Identification and/or Coordinates (This description will appear on the report)	Date (dd-mmm-yy)	Time (hh:mm)	Sample Type	NUMBER OF CONTAINERS	PFAS per Quote	SAMPLES ON HOLD	EXTENDED STORAGE REQUIRED	SUSPECTED HAZARD (see notes)
	23-W007	15-May-23	12:45	GW	3	X			
	23-W008	15-May-23	12:30						
	23-W009	15-May-23	13:30						
	23-W010	16-May-23	15:36						
	23-W011		15:36						
	23-W013	15-May-23	10:45						
	23-W026	17-May-23	9:30						
	23-W027	17-May-23	10:00						

Drinking Water (DW) Samples[1] (client use)

Are samples taken from a Regulated DW System? ☐ YES ☒ NO

Are samples for human consumption/ use? ☐ YES ☒ NO

Notes / Specify Limits for result evaluation by selecting from drop-down below (Excel COC only)

Order # is BR391746

SAMPLE RECEIPT DETAILS (ALS use only)

Cooling Method: ☐ NONE ☒ ICE ☒ ICE PACKS ☐ FROZEN ☐ COOLING INITIATED

Submission Comments identified on Sample Receipt Notification: ☐ YES ☐ NO

Cooler Custody Seals Intact: ☐ YES ☐ N/A Sample Custody Seals Intact: ☐ YES ☐ N/A

INITIAL COOLER TEMPERATURES °C	FINAL COOLER TEMPERATURES °C
	7.9

SHIPMENT RELEASE (client use)

Released by:	Date:	Time:
Adam Superville	23/05/17	

INITIAL SHIPMENT RECEPTION (ALS use only)

Received by:	Date:	Time:

FINAL SHIPMENT RECEPTION (ALS use only)

Received by:	Date:	Time:
	05/18/23	9:00

L-524 EC

REFER TO BACK PAGE FOR ALS LOCATIONS AND SAMPLING INFORMATION

WHITE - LABORATORY COPY YELLOW - CLIENT COPY

AUG 2020 FRONT

Failure to complete all portions of this form may delay analysis. Please fill in this form LEGIBLY. By the use of this form the user acknowledges and agrees with the Terms and Conditions as specified on the back page of the white - report copy.

1. If any water samples are taken from a **Regulated Drinking Water (DW) System**, please submit using an **Authorized DW COC form**.

CERTIFICATE OF ANALYSIS

Final Report

C.O.C.: G109229

REPORT No: 23-031573 - Rev. 0

Report To:
Malroz Engineering Inc.
308 Wellington Street
2nd Floor
Kingston, ON K7K 7A8

CADUCEON Environmental Laboratories
285 Dalton Ave
Kingston, ON K7K 6Z1

Attention: Adam Superville

DATE RECEIVED: 2023-Nov-08
DATE REPORTED: 2023-Dec-12
SAMPLE MATRIX: Ground Water

CUSTOMER PROJECT: Landsdowne WDS
P.O. NUMBER: 1037

Analyses	Qty	Site Analyzed	Authorized	Date Analyzed	Lab Method	Reference Method
Anions (Liquid)	23	OTTAWA	PCURIEL	2023-Nov-23	A-IC-01	SM 4110B
BOD5 (Liquid)	23	KINGSTON	JWOLFE2	2023-Nov-23	BOD-001	SM 5210B
COD (Liquid)	23	KINGSTON	EHINCH	2023-Nov-10	COD-001	SM 5220D
Cond/pH/Alk Auto (Liquid)	23	OTTAWA	SBOUDREAU	2023-Nov-15	COND-02/PH-02/A LK-02	SM 2510B/4500H/ 2320B
DOC/DIC (Liquid)	23	OTTAWA	VKASYAN	2023-Nov-20	C-OC-01	EPA 415.2
ICP/MS (Liquid)	23	OTTAWA	AOZKAYMAK	2023-Nov-13	D-ICPMS-01	EPA 200.8
ICP/OES (Liquid)	23	OTTAWA	NHOGAN	2023-Nov-10	D-ICP-01	SM 3120B
Mercury (Liquid)	22	OTTAWA	TBENNETT	2023-Nov-10	D-HG-02	SM 3112B
Ammonia & o-Phosphate (Liquid)	21	KINGSTON	KDIBBITS	2023-Dec-04	NH3-001	SM 4500NH3
Phenols (Liquid)	22	KINGSTON	JMACINNES	2023-Dec-11	PHEN-01	MECP E3179
TP & TKN (Liquid)	22	KINGSTON	KDIBBITS	2023-Nov-21	TPTKN-001	MECP E3516.2
TSS (Liquid)	22	KINGSTON	KKHUTSYYEVA	2023-Nov-13	TSS-001	SM 2540D

R.L. = Reporting Limit
NC = Not Calculated
Test methods may be modified from specified reference method unless indicated by an *

Michelle Dubien
Data Specialist

The analytical results reported herein refer to the samples as received and relate only to the items tested. Reproduction of this analytical report in full or in part is prohibited without prior consent from Caduceon Environmental Laboratories.

		Client I.D.	23-W032	23-W033	23-W034	23-W035	23-W036
		Sample I.D.	23-031573-1	23-031573-2	23-031573-3	23-031573-4	23-031573-5
		Date Collected	2023-11-07	2023-11-07	2023-11-07	2023-11-07	2023-11-07
Parameter	**Units**	**R.L.**	-	-	-	-	-
Alkalinity(CaCO3) to pH4.5	mg/L	5	290	654	263	770	340
TDS (Calc. from Cond.)	mg/L	3	290	694	290	758	368
Conductivity @25°C	uS/cm	1	560	1280	559	1400	708
pH @25°C	pH units	-	8.45	7.91	8.10	7.49	7.96
Chloride	mg/L	0.5	<0.5	44.8	6.1	13.2	4.8
Nitrate (N)	mg/L	0.05	0.36	0.09	0.05	0.09	9.71
Nitrite (N)	mg/L	0.05	<0.05	<0.05	<0.05	<0.05	<0.05
Sulphate	mg/L	1	21	28	35	14	8
BOD5	mg/L	3	4	3	<3	<3	4
Total Suspended Solids	mg/L	3	2440	36400	1570	14000	4160
Phosphorus (Total)	mg/L	0.01	2.29	8.56	1.52	7.53	5.67
Total Kjeldahl Nitrogen	mg/L	0.1	2.5	1.8	0.2	11.4	4.0
Ammonia (N)-Total (NH3+NH4)	mg/L	0.05	0.14	0.24	0.08		0.77
Dissolved Organic Carbon	mg/L	0.2	11.1	8.7	3.4	16.3	4.5
Phenolics	mg/L	0.001	<0.001	<0.001	<0.001	<0.001	<0.001
COD	mg/L	5	128	165	<5	184	36
Hardness (as CaCO3)	mg/L	0.02	208	660	281	704	343
Aluminum	mg/L	0.01	0.02	0.07	0.03	0.07	0.04
Barium	mg/L	0.001	0.126	0.597	0.316	0.594	0.126
Boron	mg/L	0.005	0.077	0.328	0.120	0.648	0.015
Calcium	mg/L	0.02	25.7	141	66.6	179	80.6

Michelle Dubien
Data Specialist

The analytical results reported herein refer to the samples as received and relate only to the items tested. Reproduction of this analytical report in full or in part is prohibited without prior consent from Caduceon Environmental Laboratories.

		Client I.D.	23-W032	23-W033	23-W034	23-W035	23-W036
		Sample I.D.	23-031573-1	23-031573-2	23-031573-3	23-031573-4	23-031573-5
		Date Collected	2023-11-07	2023-11-07	2023-11-07	2023-11-07	2023-11-07
Parameter	**Units**	**R.L.**	-	-	-	-	-
Iron	mg/L	0.005	0.052	3.58	0.364	17.2	0.021
Magnesium	mg/L	0.02	34.9	74.9	27.8	62.5	34.5
Manganese	mg/L	0.001	0.010	0.167	0.070	0.088	0.097
Potassium	mg/L	0.1	2.0	3.4	1.8	17.4	2.6
Sodium	mg/L	0.2	53.3	40.9	14.9	42.0	12.9
Strontium	mg/L	0.001	0.511	1.58	0.683	0.926	0.352
Zinc	mg/L	0.005	<0.005	<0.005	<0.005	0.005	0.005
Arsenic	mg/L	0.0001	0.0004	0.0010	0.0002	0.0094	0.0002
Cadmium	mg/L	0.000015	<0.000015	<0.000015	<0.000015	<0.000015	0.000101
Chromium	mg/L	0.001	<0.001	<0.001	<0.001	<0.001	<0.001
Cobalt	mg/L	0.0001	0.0003	0.0011	0.0002	0.0055	0.0053
Copper	mg/L	0.0001	0.0040	0.0009	0.0006	0.0006	0.0027
Lead	mg/L	0.00002	0.00006	0.00009	0.00003	0.00003	0.00007
Silver	mg/L	0.0001	<0.0001	<0.0001	<0.0001	<0.0001	<0.0001
Uranium	mg/L	0.00005	0.00648	0.00135	0.00016	0.00034	0.00138
Vanadium	mg/L	0.0001	0.0003	0.0002	0.0002	0.0008	0.0008
Mercury	mg/L	0.00002	0.00002	<0.00002	<0.00002	<0.00002	<0.00002

Michelle Dubien
Data Specialist

The analytical results reported herein refer to the samples as received and relate only to the items tested. Reproduction of this analytical report in full or in part is prohibited without prior consent from Caduceon Environmental Laboratories.

		Client I.D.	23-W037	23-W038	23-W039	23-W040	23-W041
		Sample I.D.	23-031573-6	23-031573-7	23-031573-8	23-031573-9	23-031573-10
		Date Collected	2023-11-07	2023-11-08	2023-11-08	2023-11-06	2023-11-07
Parameter	**Units**	**R.L.**	-	-	-	-	-
Alkalinity(CaCO3) to pH4.5	mg/L	5	212	405	424	506	346
TDS (Calc. from Cond.)	mg/L	3	391	714	918	648	888
Conductivity @25°C	uS/cm	1	748	1320	1680	1200	1620
pH @25°C	pH units	-	8.06	7.88	7.89	8.01	7.62
Chloride	mg/L	0.5	8.4	160	172	83.0	36.6
Nitrate (N)	mg/L	0.05	40.1	0.75	18.7	<0.05	1.85
Nitrite (N)	mg/L	0.05	<0.05	<0.05	<0.05	<0.05	<0.05
Sulphate	mg/L	1	15	58	173	57	
BOD5	mg/L	3	<3	<3	<3	<3	<3
Total Suspended Solids	mg/L	3	5	282	6580	<3	<3
Phosphorus (Total)	mg/L	0.01	0.09	0.08		0.01	0.06
Total Kjeldahl Nitrogen	mg/L	0.1	0.6	0.6	1.6	0.9	1.2
Ammonia (N)-Total (NH3+NH4)	mg/L	0.05	<0.05	<0.05	0.08	0.38	0.07
Dissolved Organic Carbon	mg/L	0.2	6.6	5.0	6.1	6.2	15.3
Phenolics	mg/L	0.001	<0.001	<0.001	<0.001	<0.001	<0.001
COD	mg/L	5	9	17	26	8	43
Hardness (as CaCO3)	mg/L	0.02	353	561	758	545	886
Aluminum	mg/L	0.01	0.04	0.07	0.07	0.07	0.09
Barium	mg/L	0.001	0.062	0.921	0.126	0.482	0.217
Boron	mg/L	0.005	0.009	0.049	0.058	0.108	1.14
Calcium	mg/L	0.02	83.2	148	189	122	281

Michelle Dubien
Data Specialist

The analytical results reported herein refer to the samples as received and relate only to the items tested. Reproduction of this analytical report in full or in part is prohibited without prior consent from Caduceon Environmental Laboratories.

		Client I.D.	23-W037	23-W038	23-W039	23-W040	23-W041
		Sample I.D.	23-031573-6	23-031573-7	23-031573-8	23-031573-9	23-031573-10
		Date Collected	2023-11-07	2023-11-08	2023-11-08	2023-11-06	2023-11-07
Parameter	**Units**	**R.L.**	-	-	-	-	-
Iron	mg/L	0.005	<0.005	0.182	0.020	0.116	0.060
Magnesium	mg/L	0.02	35.4	46.5	69.5	58.3	44.7
Manganese	mg/L	0.001	<0.001	0.459	0.089	0.552	0.257
Potassium	mg/L	0.1	1.2	17.7	7.2	8.4	15.2
Sodium	mg/L	0.2	14.0	49.0	71.7	57.5	59.7
Strontium	mg/L	0.001	0.381	0.774	0.901	1.46	1.90
Zinc	mg/L	0.005	0.005	0.005	0.011	0.016	0.009
Arsenic	mg/L	0.0001	0.0003	0.0002	0.0007	0.0002	0.0003
Cadmium	mg/L	0.000015	<0.000015	<0.000015	0.000018	<0.000015	0.000045
Chromium	mg/L	0.001	<0.001	<0.001	<0.001	<0.001	<0.001
Cobalt	mg/L	0.0001	0.0002	0.0006	0.0005	0.0010	0.0008
Copper	mg/L	0.0001	0.0025	0.0037	0.0054	0.0019	0.0039
Lead	mg/L	0.00002	0.00002	0.00008	0.00005	0.00008	<0.00009
Silver	mg/L	0.0001	<0.0001	<0.0001	<0.0001	<0.0001	<0.0001
Uranium	mg/L	0.00005	0.00162	0.00369	0.00454	0.00244	0.00134
Vanadium	mg/L	0.0001	0.0022	0.0002	0.0023	0.0005	<0.0004
Mercury	mg/L	0.00002	<0.00002	<0.00002	<0.00002	<0.00002	<0.00002

Michelle Dubien
Data Specialist

The analytical results reported herein refer to the samples as received and relate only to the items tested. Reproduction of this analytical report in full or in part is prohibited without prior consent from Caduceon Environmental Laboratories.

		Client I.D.	23-W042	23-W043	23-W044	23-W045	23-W046
		Sample I.D.	23-031573-11	23-031573-12	23-031573-13	23-031573-14	23-031573-15
		Date Collected	2023-11-06	2023-11-07	2023-11-06	2023-11-06	2023-11-07
Parameter	**Units**	**R.L.**	-	-	-	-	-
Alkalinity(CaCO3) to pH4.5	mg/L	5	600	703	354	365	862
TDS (Calc. from Cond.)	mg/L	3	956	1690	561	542	1340
Conductivity @25°C	uS/cm	1	1740	3030	1050	1010	2420
pH @25°C	pH units	-	7.83	7.49	8.00	8.07	7.90
Chloride	mg/L	0.5	184	638	119	105	131
Nitrate (N)	mg/L	0.05	<0.05	<0.40	0.06	0.06	2.00
Nitrite (N)	mg/L	0.05	<0.05	<0.40	<0.05	<0.05	<0.40
Sulphate	mg/L	1	124	58	32	36	453
BOD5	mg/L	3	<3	<3	<3	<3	<3
Total Suspended Solids	mg/L	3	1040	32500	<3	29400	310
Phosphorus (Total)	mg/L	0.01	0.56	9.75	0.09	3.36	0.14
Total Kjeldahl Nitrogen	mg/L	0.1	0.6	0.7	<0.1	0.2	0.7
Ammonia (N)-Total (NH3+NH4)	mg/L	0.05	0.06	0.06	<0.05	<0.05	<0.05
Dissolved Organic Carbon	mg/L	0.2	7.3	4.7	2.3	2.6	7.5
Phenolics	mg/L	0.001	<0.001	<0.001	<0.001	<0.001	<0.001
COD	mg/L	5	61	209	<5	<5	52
Hardness (as CaCO3)	mg/L	0.02	866	1240	486	487	1210
Aluminum	mg/L	0.01	0.08	0.09	0.06	0.08	0.09
Barium	mg/L	0.001	0.179	0.830	0.460	0.327	0.068
Boron	mg/L	0.005	0.170	0.050	0.074	0.060	1.80
Calcium	mg/L	0.02	186	279	94.8	96.0	250

Michelle Dubien
Data Specialist

The analytical results reported herein refer to the samples as received and relate only to the items tested. Reproduction of this analytical report in full or in part is prohibited without prior consent from Caduceon Environmental Laboratories.

		Client I.D.	23-W042	23-W043	23-W044	23-W045	23-W046
		Sample I.D.	23-031573-11	23-031573-12	23-031573-13	23-031573-14	23-031573-15
		Date Collected	2023-11-06	2023-11-07	2023-11-06	2023-11-06	2023-11-07
Parameter	Units	R.L.	-	-	-	-	-
Iron	mg/L	0.005	0.225	9.24	0.415	0.085	0.008
Magnesium	mg/L	0.02	97.5	132	60.6	60.0	142
Manganese	mg/L	0.001	0.173	1.77	0.094	0.008	0.093
Potassium	mg/L	0.1	3.3	2.7	3.0	2.5	29.9
Sodium	mg/L	0.2	63.6	175	33.5	34.3	137
Strontium	mg/L	0.001	0.745	1.45	0.842	0.717	2.17
Zinc	mg/L	0.005	<0.005	0.005	<0.005	0.005	0.015
Arsenic	mg/L	0.0001	0.0005	0.0060	0.0002	0.0001	0.0005
Cadmium	mg/L	0.000015	<0.000015	<0.000030	<0.000015	<0.000015	0.000085
Chromium	mg/L	0.001	<0.001	<0.001	<0.001	<0.001	<0.001
Cobalt	mg/L	0.0001	0.0015	0.0055	0.0002	0.0002	0.0011
Copper	mg/L	0.0001	0.0014	0.0016	0.0005	0.0010	0.0077
Lead	mg/L	0.00002	0.00012	<0.00009	0.00003	0.00011	<0.00009
Silver	mg/L	0.0001	<0.0001	<0.0001	<0.0001	<0.0001	<0.0001
Uranium	mg/L	0.00005	0.00794	0.00270	0.00290	0.00264	0.00993
Vanadium	mg/L	0.0001	0.0007	<0.0004	<0.0001	0.0009	0.0004
Mercury	mg/L	0.00002	<0.00002	<0.00002	<0.00002	<0.00002	<0.00002

Michelle Dubien
Data Specialist

The analytical results reported herein refer to the samples as received and relate only to the items tested. Reproduction of this analytical report in full or in part is prohibited without prior consent from Caduceon Environmental Laboratories.

		Client I.D.	23-W047	23-W048	23-W049	23-W050	23-W051
		Sample I.D.	23-031573-16	23-031573-17	23-031573-18	23-031573-19	23-031573-20
		Date Collected	2023-11-06	2023-11-06	2023-11-06	2023-11-06	2023-11-06
Parameter	**Units**	**R.L.**	-	-	-	-	-
Alkalinity(CaCO3) to pH4.5	mg/L	5	280	428	579	472	384
TDS (Calc. from Cond.)	mg/L	3	457	493	670	549	719
Conductivity @25°C	uS/cm	1	865	929	1240	1030	1330
pH @25°C	pH units	-	7.84	8.03	8.09	8.08	8.08
Chloride	mg/L	0.5	44.9	53.2	75.1	59.5	197
Nitrate (N)	mg/L	0.05	1.78	0.17	0.09	0.06	2.06
Nitrite (N)	mg/L	0.05	<0.05	<0.05	<0.05	<0.05	<0.05
Sulphate	mg/L	1	117	8	14	23	28
BOD5	mg/L	3	7	5	4	<3	<3
Total Suspended Solids	mg/L	3	218	506	23	9	4
Phosphorus (Total)	mg/L	0.01	0.32	0.46	0.05	0.07	0.02
Total Kjeldahl Nitrogen	mg/L	0.1	0.8	1.5	0.8	0.5	0.1
Ammonia (N)-Total (NH3+NH4)	mg/L	0.05	0.09	0.84	0.30	0.11	0.05
Dissolved Organic Carbon	mg/L	0.2	7.6	13.4	8.9	6.6	2.3
Phenolics	mg/L	0.001	<0.001	<0.001	<0.001	<0.001	<0.001
COD	mg/L	5	13	26	15	<5	<5
Hardness (as CaCO3)	mg/L	0.02	357	496	598	488	528
Aluminum	mg/L	0.01	0.05	0.06	0.05	0.05	0.05
Barium	mg/L	0.001	0.066	0.499	1.04	0.485	0.551
Boron	mg/L	0.005	0.240	0.067	0.326	0.387	0.060
Calcium	mg/L	0.02	92.4	107	101	87.8	92.5

Michelle Dubien
Data Specialist

The analytical results reported herein refer to the samples as received and relate only to the items tested. Reproduction of this analytical report in full or in part is prohibited without prior consent from Caduceon Environmental Laboratories.

		Client I.D.	23-W047	23-W048	23-W049	23-W050	23-W051
		Sample I.D.	23-031573-16	23-031573-17	23-031573-18	23-031573-19	23-031573-20
		Date Collected	2023-11-06	2023-11-06	2023-11-06	2023-11-06	2023-11-06
Parameter	**Units**	**R.L.**	-	-	-	-	-
Iron	mg/L	0.005	0.011	2.67	0.943	0.461	<0.005
Magnesium	mg/L	0.02	30.6	55.7	84.0	65.4	72.1
Manganese	mg/L	0.001	0.009	0.137	0.029	0.077	0.001
Potassium	mg/L	0.1	2.1	3.3	3.6	5.2	2.3
Sodium	mg/L	0.2	53.9	19.0	52.0	43.0	79.2
Strontium	mg/L	0.001	0.237	0.944	2.23	2.65	0.871
Zinc	mg/L	0.005	<0.005	0.006	<0.005	<0.005	<0.005
Arsenic	mg/L	0.0001	0.0003	0.0004	0.0002	0.0006	0.0002
Cadmium	mg/L	0.000015	0.000036	<0.000015	<0.000015	<0.000015	<0.000015
Chromium	mg/L	0.001	<0.001	<0.001	<0.001	<0.001	0.002
Cobalt	mg/L	0.0001	0.0003	0.0003	0.0002	0.0005	0.0002
Copper	mg/L	0.0001	0.0023	0.0005	0.0008	0.0012	0.0017
Lead	mg/L	0.00002	0.00007	0.00006	0.00006	0.00006	<0.00002
Silver	mg/L	0.0001	<0.0001	<0.0001	<0.0001	<0.0001	<0.0001
Uranium	mg/L	0.00005	0.00046	0.00007	<0.00005	0.00117	0.00339
Vanadium	mg/L	0.0001	0.0013	0.0003	0.0002	<0.0001	0.0007
Mercury	mg/L	0.00002	<0.00002	<0.00002	<0.00002	0.00002	<0.00002

Michelle Dubien
Data Specialist

The analytical results reported herein refer to the samples as received and relate only to the items tested. Reproduction of this analytical report in full or in part is prohibited without prior consent from Caduceon Environmental Laboratories.

		Client I.D.	23-W052	23-W053	23-W061
		Sample I.D.	23-031573-21	23-031573-22	23-031573-23
		Date Collected	2023-11-06	2023-11-06	2023-11-08
Parameter	Units	R.L.	-	-	-
Alkalinity(CaCO3) to pH4.5	mg/L	5	341	338	<5
TDS (Calc. from Cond.)	mg/L	3	368	369	<3
Conductivity @25°C	uS/cm	1	708	711	<1
pH @25°C	pH units	-	8.12	8.15	5.83
Chloride	mg/L	0.5	16.6	16.5	<0.5
Nitrate (N)	mg/L	0.05	0.07	<0.05	<0.05
Nitrite (N)	mg/L	0.05	<0.05	<0.05	<0.05
Sulphate	mg/L	1	30	29	<1
BOD5	mg/L	3	<3	<3	<3
Total Suspended Solids	mg/L	3	10	3	
Phosphorus (Total)	mg/L	0.01	0.07	0.07	
Total Kjeldahl Nitrogen	mg/L	0.1	<0.1	<0.1	
Ammonia (N)-Total (NH3+NH4)	mg/L	0.05	<0.05	<0.05	
Dissolved Organic Carbon	mg/L	0.2	3.6	3.8	0.2
Phenolics	mg/L	0.001	<0.001	<0.001	
COD	mg/L	5	5	5	<5
Hardness (as CaCO3)	mg/L	0.02	343	347	0.17
Aluminum	mg/L	0.01	0.04	0.03	<0.01
Barium	mg/L	0.001	0.166	0.168	<0.001
Boron	mg/L	0.005	0.218	0.219	<0.005
Calcium	mg/L	0.02	76.7	77.7	0.02

Michelle Dubien
Data Specialist

The analytical results reported herein refer to the samples as received and relate only to the items tested. Reproduction of this analytical report in full or in part is prohibited without prior consent from Caduceon Environmental Laboratories.

		Client I.D.	23-W052	23-W053	23-W061
		Sample I.D.	23-031573-21	23-031573-22	23-031573-23
		Date Collected	2023-11-06	2023-11-06	2023-11-08
Parameter	Units	R.L.	-	-	-
Iron	mg/L	0.005	0.105	0.107	<0.005
Magnesium	mg/L	0.02	36.9	37.1	0.03
Manganese	mg/L	0.001	0.078	0.079	<0.001
Potassium	mg/L	0.1	3.0	3.0	<0.1
Sodium	mg/L	0.2	27.3	27.1	<0.2
Strontium	mg/L	0.001	1.36	1.37	<0.001
Zinc	mg/L	0.005	<0.005	0.006	<0.005
Arsenic	mg/L	0.0001	0.0003	0.0002	<0.0001
Cadmium	mg/L	0.000015	<0.000015	<0.000015	<0.000015
Chromium	mg/L	0.001	<0.001	<0.001	
Cobalt	mg/L	0.0001	0.0002	0.0002	
Copper	mg/L	0.0001	0.0013	0.0011	
Lead	mg/L	0.00002	0.00008	0.00003	
Silver	mg/L	0.0001	<0.0001	<0.0001	
Uranium	mg/L	0.00005	0.00204	0.00209	
Vanadium	mg/L	0.0001	0.0002	0.0002	
Mercury	mg/L	0.00002	<0.00002	<0.00002	

Michelle Dubien
Data Specialist

The analytical results reported herein refer to the samples as received and relate only to the items tested. Reproduction of this analytical report in full or in part is prohibited without prior consent from Caduceon Environmental Laboratories.

CERTIFICATE OF ANALYSIS

Final Report

C.O.C.: G109227

REPORT No: 23-031574 - Rev. 0

Report To:
Malroz Engineering Inc.
308 Wellington Street
2nd Floor
Kingston, ON K7K 7A8

CADUCEON Environmental Laboratories
285 Dalton Ave
Kingston, ON K7K 6Z1

Attention: Adam Superville

DATE RECEIVED: 2023-Nov-08
DATE REPORTED: 2023-Dec-12
SAMPLE MATRIX: Surface Water

CUSTOMER PROJECT: Landsdowne WDS
P.O. NUMBER: 1037

Analyses	Qty	Site Analyzed	Authorized	Date Analyzed	Lab Method	Reference Method
RTE ... wait not allowed during call-back	7	OTTAWA	PCURIEL	2023-Nov-18	A-IC-01	SM 4110B
RTE ... wait not allowed during call-back	7	KINGSTON	JWOLFE2	2023-Nov-23	BOD-001	SM 5210B
RTE ... wait not allowed during call-back	7	KINGSTON	EHINCH	2023-Nov-10	COD-001	SM 5220D
RTE ... wait not allowed during call-back	7	OTTAWA	SBOUDREAU	2023-Nov-16	COND-02/PH-02/A LK-02	SM 2510B/4500H/ 2320B
RTE ... wait not allowed during call-back	7	OTTAWA	VKASYAN	2023-Nov-20	C-OC-01	EPA 415.2
RTE ... wait not allowed during call-back	7	OTTAWA	TPRICE	2023-Nov-10	D-ICPMS-01	EPA 6020
RTE ... wait not allowed during call-back	7	OTTAWA	APRUDYVUS	2023-Nov-10	D-ICP-01	SM 3120B
RTE ... wait not allowed during call-back	7	OTTAWA	APRUDYVUS	2023-Nov-13	D-ICP-01	SM 3120B
RTE ... wait not allowed during call-back	7	OTTAWA	TBENNETT	2023-Nov-10	D-HG-02	SM 3112B
RTE ... wait not allowed during call-back	7	KINGSTON	KDIBBITS	2023-Nov-23	NH3-001	SM 4500NH3
RTE ... wait not allowed during call-back	7	KINGSTON	JMACINNES	2023-Dec-11	PHEN-01	MECP E3179
RTE ... wait not allowed during call-back	7	KINGSTON	KDIBBITS	2023-Nov-21	TPTKN-001	MECP E3516.2
RTE ... wait not allowed during call-back	7	KINGSTON	KKHUTSYYEVA	2023-Nov-13	TSS-001	SM 2540D

R.L. = Reporting Limit
NC = Not Calculated
Test methods may be modified from specified reference method unless indicated by an *

Michelle Dubien
Data Specialist

The analytical results reported herein refer to the samples as received and relate only to the items tested. Reproduction of this analytical report in full or in part is prohibited without prior consent from Caduceon Environmental Laboratories.

		Client I.D.	23-W054	23-W055	23-W056	23-W057	23-W058
		Sample I.D.	23-031574-1	23-031574-2	23-031574-3	23-031574-4	23-031574-5
		Date Collected	2023-11-07	2023-11-06	2023-11-06	2023-11-07	2023-11-06
Parameter	**Units**	**R.L.**	-	-	-	-	-
Alkalinity(CaCO3) to pH4.5	mg/L	5	31	83	168	96	298
TDS (Calc. from Cond.)	mg/L	3	84	167	434	120	1100
Conductivity @25°C	uS/cm	1	165	325	825	234	2000
pH @25°C	pH units	-	6.90	7.62	7.94	7.69	7.98
Chloride	mg/L	0.5	1.8	27.0	127	5.3	423
Nitrate (N)	mg/L	0.05	0.09	0.40	0.24	<0.05	<0.40
Nitrite (N)	mg/L	0.05	<0.05	<0.05	<0.05	<0.05	<0.40
Sulphate	mg/L	1	38	31	49	16	55
BOD5	mg/L	3	<3	3	<3	5	20
Total Suspended Solids	mg/L	3	38	172	68	74	1250
Phosphorus (Total)	mg/L	0.01	0.54	0.32	0.12	0.16	1.97
Total Kjeldahl Nitrogen	mg/L	0.1	4.6	2.9	1.6	2.1	7.6
Ammonia (N)-Total (NH3+NH4)	mg/L	0.05	0.08	0.07	0.05	0.28	0.11
Ammonia (N)-unionized	mg/L	0.01	<0.01	<0.01	<0.01	<0.01	<0.01
o-Phosphate (P)	mg/L	0.002	0.033	0.066	0.061	0.014	0.175
Dissolved Organic Carbon	mg/L	0.2	56.1	32.8	11.5	12.1	41.4
Phenolics	mg/L	0.001	<0.001	<0.001	<0.001	<0.001	<0.001
COD	mg/L	5	145	95	63	40	370
Aluminum	mg/L	0.01	0.49	0.06	0.05	0.03	0.07
Hardness (as CaCO3)	mg/L	-	76.2	130	285	111	927
Barium (Total)	mg/L	0.001	0.036	0.084	0.113	0.058	0.390

Michelle Dubien
Data Specialist

The analytical results reported herein refer to the samples as received and relate only to the items tested. Reproduction of this analytical report in full or in part is prohibited without prior consent from Caduceon Environmental Laboratories.

		Client I.D.	23-W054	23-W055	23-W056	23-W057	23-W058
		Sample I.D.	23-031574-1	23-031574-2	23-031574-3	23-031574-4	23-031574-5
		Date Collected	2023-11-07	2023-11-06	2023-11-06	2023-11-07	2023-11-06
Parameter	**Units**	**R.L.**	-	-	-	-	-
Boron (Total)	mg/L	0.005	0.015	0.022	0.080	0.033	0.122
Calcium (Total)	mg/L	0.02	15.8	28.0	66.2	18.7	267
Iron (Total)	mg/L	0.005	1.32	1.80	0.911	1.42	21.6
Magnesium (Total)	mg/L	0.02	8.94	14.5	29.1	15.7	63.0
Manganese (Total)	mg/L	0.001	0.048	0.056	0.079	0.036	1.07
Potassium (Total)	mg/L	0.1	1.4	7.2	5.4	1.6	49.7
Sodium (Total)	mg/L	0.2	5.3	10.9	58.6	9.3	71.0
Strontium (Total)	mg/L	0.001	0.119	0.162	0.394	0.249	3.73
Zinc (Total)	mg/L	0.005	0.018	0.011	0.011	0.020	0.187
Arsenic (Total)	mg/L	0.0001	0.0010	0.0008	0.0007	0.0003	0.0086
Cadmium (Total)	mg/L	0.000015	0.000104	0.000026	0.000028	0.000035	0.000399
Chromium (Total)	mg/L	0.001	0.003	0.003	0.001	0.002	0.017
Cobalt (Total)	mg/L	0.0001	0.0016	0.0010	0.0007	0.0008	0.0096
Copper (Total)	mg/L	0.0001	0.0046	0.0063	0.0045	0.0041	0.0376
Lead (Total)	mg/L	0.00002	0.00206	0.00073	0.00044	0.00068	0.0204
Nickel (Total)	mg/L	0.0002	0.0040	0.0036	0.0034	0.0021	0.0172
Silver (Total)	mg/L	0.0001	<0.0001	<0.0001	<0.0001	<0.0001	0.0002
Vanadium (Total)	mg/L	0.0001	0.0043	0.0051	0.0031	0.0026	0.0241
Mercury (Filtered)	mg/L	0.00002	<0.00002	<0.00002	<0.00002	<0.00002	<0.00002
pH (Client Data)	pH units	-	7.01	6.60	6.69	7.82	7.13
Temperature (Client Data)	°C	-	8.63	6.20	5.66	10.22	6.17

Michelle Dubien
Data Specialist

The analytical results reported herein refer to the samples as received and relate only to the items tested. Reproduction of this analytical report in full or in part is prohibited without prior consent from Caduceon Environmental Laboratories.

		Client I.D.	23-W059	23-W060
		Sample I.D.	23-031574-6	23-031574-7
		Date Collected	2023-11-07	2023-11-06
Parameter	**Units**	**R.L.**	-	-
Alkalinity(CaCO3) to pH4.5	mg/L	5	55	281
TDS (Calc. from Cond.)	mg/L	3	93	281
Conductivity @25°C	uS/cm	1	183	543
pH @25°C	pH units	-	7.39	8.12
Chloride	mg/L	0.5	7.2	4.9
Nitrate (N)	mg/L	0.05	0.42	0.35
Nitrite (N)	mg/L	0.05	<0.05	<0.05
Sulphate	mg/L	1	22	20
BOD5	mg/L	3	<3	<3
Total Suspended Solids	mg/L	3	12	20
Phosphorus (Total)	mg/L	0.01	0.06	0.54
Total Kjeldahl Nitrogen	mg/L	0.1	1.4	2.8
Ammonia (N)-Total (NH3+NH4)	mg/L	0.05	0.09	0.05
Ammonia (N)-unionized	mg/L	0.01	<0.01	<0.01
o-Phosphate (P)	mg/L	0.002	0.033	0.055
Dissolved Organic Carbon	mg/L	0.2	22.0	9.8
Phenolics	mg/L	0.001	<0.001	<0.001
COD	mg/L	5	53	39
Aluminum	mg/L	0.01	0.42	0.02
Hardness (as CaCO3)	mg/L	-	80.7	260
Barium (Total)	mg/L	0.001	0.042	0.077

Michelle Dubien
Data Specialist

The analytical results reported herein refer to the samples as received and relate only to the items tested. Reproduction of this analytical report in full or in part is prohibited without prior consent from Caduceon Environmental Laboratories.

		Client I.D.	23-W059	23-W060
		Sample I.D.	23-031574-6	23-031574-7
		Date Collected	2023-11-07	2023-11-06
Parameter	**Units**	**R.L.**	-	-
Boron (Total)	mg/L	0.005	0.011	0.052
Calcium (Total)	mg/L	0.02	12.8	56.9
Iron (Total)	mg/L	0.005	0.846	0.895
Magnesium (Total)	mg/L	0.02	11.8	28.6
Manganese (Total)	mg/L	0.001	0.008	0.036
Potassium (Total)	mg/L	0.1	1.7	3.0
Sodium (Total)	mg/L	0.2	7.5	13.2
Strontium (Total)	mg/L	0.001	0.146	0.383
Zinc (Total)	mg/L	0.005	0.010	0.006
Arsenic (Total)	mg/L	0.0001	0.0003	0.0004
Cadmium (Total)	mg/L	0.000015	0.000022	0.000029
Chromium (Total)	mg/L	0.001	0.001	0.001
Cobalt (Total)	mg/L	0.0001	0.0005	0.0006
Copper (Total)	mg/L	0.0001	0.0045	0.0027
Lead (Total)	mg/L	0.00002	0.00041	0.00042
Nickel (Total)	mg/L	0.0002	0.0020	0.0017
Silver (Total)	mg/L	0.0001	<0.0001	<0.0001
Vanadium (Total)	mg/L	0.0001	0.0016	0.0035
Mercury (Filtered)	mg/L	0.00002	<0.00002	<0.00002
pH (Client Data)	pH units	-	8.80	7.16
Temperature (Client Data)	°C	-	10.28	6.95

Michelle Dubien
Data Specialist

The analytical results reported herein refer to the samples as received and relate only to the items tested. Reproduction of this analytical report in full or in part is prohibited without prior consent from Caduceon Environmental Laboratories.

CERTIFICATE OF ANALYSIS

Work Order	: **WT2337931**	Page	: 1 of 3
Client	: **Malroz Engineering Inc.**	Laboratory	: ALS Environmental - Waterloo
Contact	: Adam Superville	Account Manager	: Costas Farassoglou
Address	: 2nd floor - 308 Wellington Street Kingston ON Canada K7K 7A8	Address	: 60 Northland Road, Unit 1 Waterloo ON Canada N2V 2B8
Telephone	: ----	Telephone	: 613 225 8279
Project	: 1037	Date Samples Received	: 21-Nov-2023 11:45
PO	: ----	Date Analysis Commenced	: 24-Nov-2023
C-O-C number	: 20-1049264	Issue Date	: 30-Nov-2023 15:57
Sampler	: CLIENT		
Site	: ----		
Quote number	: Standing Offer 2022-2024		
No. of samples received	: 1		
No. of samples analysed	: 1		

This report supersedes any previous report(s) with this reference. Results apply to the sample(s) as submitted. This document shall not be reproduced, except in full.

This Certificate of Analysis contains the following information:

- General Comments
- Analytical Results
- Surrogate Control Limits

Additional information pertinent to this report will be found in the following separate attachments: Quality Control Report, QC Interpretive report to assist with Quality Review and Sample Receipt Notification (SRN).

Signatories

This document has been electronically signed by the authorized signatories below. Electronic signing is conducted in accordance with US FDA 21 CFR Part 11.

Signatories	*Position*	*Laboratory Department*
Stephanie Pinheiro	Analyst	LCMS, Waterloo, Ontario

General Comments

The analytical methods used by ALS are developed using internationally recognized reference methods (where available), such as those published by US EPA, APHA Standard Methods, ASTM, ISO, Environment Canada, BC MOE, and Ontario MOE. Refer to the ALS Quality Control Interpretive report (QCI) for applicable references and methodology summaries. Reference methods may incorporate modifications to improve performance.
Where a reported less than (<) result is higher than the LOR, this may be due to primary sample extract/digestate dilution and/or insufficient sample for analysis.

Where the LOR of a reported result differs from standard LOR, this may be due to high moisture content, insufficient sample (reduced weight employed) or matrix interference.

Please refer to Quality Control Interpretive report (QCI) for information regarding Holding Time compliance.

Key : CAS Number: Chemical Abstracts Services number is a unique identifier assigned to discrete substances
LOR: Limit of Reporting (detection limit).
Measurement Uncertainty: The reported uncertainties in this report are expanded uncertainties calculated using a coverage factor of 2, which gives a level of confidence of approximately 95%.
Surrogate: An analyte that is similar in behavior to target analyte(s), but that does not occur naturally in environmental samples. For applicable tests, surrogates are added to samples prior to analysis as a check on recovery.

Unit	*Description*
µg/L	micrograms per litre

>: greater than.
<: less than.

Test results reported relate only to the samples as received by the laboratory.

UNLESS OTHERWISE STATED on SRN or QCI Report, ALL SAMPLES WERE RECEIVED IN ACCEPTABLE CONDITION.

Analytical Results

WT2337931-001

Sub-Matrix: **Water**
(Matrix: **Water**)

Client sample ID: 23-WO45
Client sampling date / time: 19-Nov-2023 13:30

Analyte	CAS Number	Result	LOR	Unit	Method/Lab	Prep Date	Analysis Date	QCLot
Perfluoroalkyl Substances (PFAS)								
Eicosafluoro-3-oxaundecane-1-sulfonic acid, 11-chloro- [11Cl-PF3OUdS]	763051-92-9	<0.020	0.020	µg/L	E745B/WT	24-Nov-2023	27-Nov-2023	1251156
Ethyl perfluorooctanesulfonamide, n- [NEtFOSA]	4151-50-2	<0.025	0.025	µg/L	E745B/WT	24-Nov-2023	27-Nov-2023	1251156
Ethyl perfluorooctanesulfonamidoacetic acid, n- [NEtFOSAA]	2991-50-6	<0.010	0.010	µg/L	E745B/WT	24-Nov-2023	27-Nov-2023	1251156
Ethyl perfluorooctanesulfonamidoethanol, n- [NEtFOSE]	1691-99-2	<0.030	0.030	µg/L	E745B/WT	24-Nov-2023	27-Nov-2023	1251156
Fluorotelomer sulfonic acid, 10:2 [10:2 FTS]	120226-60-0	<0.010	0.010	µg/L	E745B/WT	24-Nov-2023	27-Nov-2023	1251156
Fluorotelomer sulfonic acid, 4:2 [4:2 FTS]	757124-72-4	<0.010	0.010	µg/L	E745B/WT	24-Nov-2023	27-Nov-2023	1251156
Fluorotelomer sulfonic acid, 6:2 [6:2 FTS]	27619-97-2	<0.010	0.010	µg/L	E745B/WT	24-Nov-2023	27-Nov-2023	1251156
Fluorotelomer sulfonic acid, 8:2 [8:2 FTS]	39108-34-4	<0.010	0.010	µg/L	E745B/WT	24-Nov-2023	27-Nov-2023	1251156
Hexadecafluoro-3-oxanonane-1-sulfonic acid, 9-chloro- [9Cl-PF3ONS]	756426-58-1	<0.020	0.020	µg/L	E745B/WT	24-Nov-2023	27-Nov-2023	1251156
Hexafluoropropylene oxide dimer acid [HFPO-DA]	13252-13-6	<0.20	0.20	µg/L	E745B/WT	24-Nov-2023	27-Nov-2023	1251156
Methyl perfluorooctanesulfonamide, n- [NMeFOSA]	31506-32-8	<0.025	0.025	µg/L	E745B/WT	24-Nov-2023	27-Nov-2023	1251156
Methyl perfluorooctanesulfonamidoacetic acid, n- [NMeFOSAA]	2355-31-9	<0.010	0.010	µg/L	E745B/WT	24-Nov-2023	27-Nov-2023	1251156
Methyl perfluorooctanesulfonamidoethanol, n- [NMeFOSE]	24448-09-7	<0.030	0.030	µg/L	E745B/WT	24-Nov-2023	27-Nov-2023	1251156
Perfluorobutanesulfonic acid [PFBS]	375-73-5	<0.010	0.010	µg/L	E745B/WT	24-Nov-2023	27-Nov-2023	1251156
Perfluorobutanoic acid [PFBA]	375-22-4	<0.10	0.10	µg/L	E745B/WT	24-Nov-2023	27-Nov-2023	1251156
Perfluorodecane sulfonic acid [PFDS]	335-77-3	<0.010	0.010	µg/L	E745B/WT	24-Nov-2023	27-Nov-2023	1251156
Perfluorodecanoic acid [PFDA]	335-76-2	<0.010	0.010	µg/L	E745B/WT	24-Nov-2023	27-Nov-2023	1251156
Perfluorododecanoic acid [PFDoA]	307-55-1	<0.010	0.010	µg/L	E745B/WT	24-Nov-2023	27-Nov-2023	1251156
Perfluoroheptanesulfonic acid [PFHpS]	375-92-8	<0.010	0.010	µg/L	E745B/WT	24-Nov-2023	27-Nov-2023	1251156
Perfluoroheptanoic acid [PFHpA]	375-85-9	<0.010	0.010	µg/L	E745B/WT	24-Nov-2023	27-Nov-2023	1251156
Perfluorohexanesulfonic acid [PFHxS]	355-46-4	<0.010	0.010	µg/L	E745B/WT	24-Nov-2023	27-Nov-2023	1251156
Perfluorohexanoic acid [PFHxA]	307-24-4	<0.010	0.010	µg/L	E745B/WT	24-Nov-2023	27-Nov-2023	1251156
Perfluorononanesulfonic acid [PFNS]	68259-12-1	<0.010	0.010	µg/L	E745B/WT	24-Nov-2023	27-Nov-2023	1251156
Perfluorononanoic acid [PFNA]	375-95-1	<0.010	0.010	µg/L	E745B/WT	24-Nov-2023	27-Nov-2023	1251156
Perfluorononanoic acid, 4,8-dioxa-3H- [ADONA]	919005-14-4	<0.010	0.010	µg/L	E745B/WT	24-Nov-2023	27-Nov-2023	1251156
Perfluorooctanesulfonamide [PFOSA]	754-91-6	<0.010	0.010	µg/L	E745B/WT	24-Nov-2023	27-Nov-2023	1251156
Perfluorooctanesulfonic acid [PFOS]	1763-23-1	<0.010	0.010	µg/L	E745B/WT	24-Nov-2023	27-Nov-2023	1251156
Perfluorooctanoic acid [PFOA]	335-67-1	<0.010	0.010	µg/L	E745B/WT	24-Nov-2023	27-Nov-2023	1251156
Perfluoropentanesulfonic acid [PFPeS]	2706-91-4	<0.010	0.010	µg/L	E745B/WT	24-Nov-2023	27-Nov-2023	1251156
Perfluoropentanoic acid [PFPeA]	2706-90-3	<0.010	0.010	µg/L	E745B/WT	24-Nov-2023	27-Nov-2023	1251156
Perfluorotetradecanoic acid [PFTeDA]	376-06-7	<0.025	0.025	µg/L	E745B/WT	24-Nov-2023	27-Nov-2023	1251156
Perfluorotridecanoic acid [PFTrDA]	72629-94-8	<0.0250	0.0250	µg/L	E745B/WT	24-Nov-2023	27-Nov-2023	1251156
Perfluoroundecanoic acid [PFUnA]	2058-94-8	<0.010	0.010	µg/L	E745B/WT	24-Nov-2023	27-Nov-2023	1251156
Perfluoroalkyl Substances (PFAS) Surrogates								
Perfluorooctanesulfonic acid [13C8-PFOS]	2265893-05-6	89.6	1.00	%	E745B/WT	24-Nov-2023	27-Nov-2023	1251156

Please refer to the General Comments section for an explanation of any result qualifiers detected.

Please refer to the Accreditation section for an explanation of analyte accreditations.

ALS Canada Ltd.

right solutions.
right partner.

QUALITY CONTROL INTERPRETIVE REPORT

Work Order	: **WT2337931**	Page	: 1 of 5
Client	: **Malroz Engineering Inc.**	Laboratory	: ALS Environmental - Waterloo
Contact	: Adam Superville	Account Manager	: Costas Farassoglou
Address	: 2nd floor - 308 Wellington Street Kingston ON Canada K7K 7A8	Address	: 60 Northland Road, Unit 1 Waterloo, Ontario Canada N2V 2B8
Telephone	: ----	Telephone	: 613 225 8279
Project	: 1037	Date Samples Received	: 21-Nov-2023 11:45
PO	: ----	Issue Date	: 30-Nov-2023 15:58
C-O-C number	: 20-1049264		
Sampler	: CLIENT		
Site	: ----		
Quote number	: Standing Offer 2022-2024		
No. of samples received	: 1		
No. of samples analysed	: 1		

This report is automatically generated by the ALS LIMS (Laboratory Information Management System) through evaluation of Quality Control (QC) results and other QA parameters associated with this submission, and is intended to facilitate rapid data validation by auditors or reviewers. The report highlights any exceptions and outliers to ALS Data Quality Objectives, provides holding time details and exceptions, summarizes QC sample frequencies, and lists applicable methodology references and summaries.

Key

Anonymous: Refers to samples which are not part of this work order, but which formed part of the QC process lot.
CAS Number: Chemical Abstracts Service number is a unique identifier assigned to discrete substances.
DQO: Data Quality Objective.
LOR: Limit of Reporting (detection limit).
RPD: Relative Percent Difference.

Workorder Comments

Holding times are displayed as "---" if no guidance exists from CCME, Canadian provinces, or broadly recognized international references.

Summary of Outliers

Outliers : Quality Control Samples

- No Method Blank value outliers occur.
- No Duplicate outliers occur.
- No Laboratory Control Sample (LCS) outliers occur
- No Matrix Spike outliers occur.
- No Test sample Surrogate recovery outliers exist.

Outliers: Reference Material (RM) Samples

- No Reference Material (RM) Sample outliers occur.

Outliers : Analysis Holding Time Compliance (Breaches)

- No Analysis Holding Time Outliers exist.

Outliers : Frequency of Quality Control Samples

- No Quality Control Sample Frequency Outliers occur.

Analysis Holding Time Compliance

This report summarizes extraction / preparation and analysis times and compares each with ALS recommended holding times, which are selected to meet known provincial and /or federal requirements. In the absence of regulatory hold times, ALS establishes recommendations based on guidelines published by organizations such as CCME, US EPA, APHA Standard Methods, ASTM, or Environment Canada (where available). Dates and holding times reported below represent the first dates of extraction or analysis. If subsequent tests or dilutions exceeded holding times, qualifiers are added (refer to COA).

If samples are identified below as having been analyzed or extracted outside of recommended holding times, measurement uncertainties may be increased, and this should be taken into consideration when interpreting results.

Where actual sampling date is not provided on the chain of custody, the date of receipt with time at 00:00 is used for calculation purposes.

Where only the sample date without time is provided on the chain of custody, the sampling date at 00:00 is used for calculation purposes.

Matrix: **Water**

Evaluation: × = Holding time exceedance ; ✓ = Within Holding Time

Analyte Group : Analytical Method	*Method*	*Sampling Date*	*Extraction / Preparation*				*Analysis*			
Container / Client Sample ID(s)			*Preparation Date*	*Holding Times*		*Eval*	*Analysis Date*	*Holding Times*		*Eval*
				Rec	*Actual*			*Rec*	*Actual*	
Perfluoroalkyl Substances (PFAS) : PFAS in Water by LC-MS-MS										
HDPE - LCMS										
23-WO45	E745B	19-Nov-2023	24-Nov-2023	28 days	5 days	✓	27-Nov-2023	28 days	8 days	✓

Legend & Qualifier Definitions

Rec. HT: ALS recommended hold time (see units).

Quality Control Parameter Frequency Compliance

The following report summarizes the frequency of laboratory QC samples analyzed within the analytical batches (QC lots) in which the submitted samples were processed. The actual frequency should be greater than or equal to the expected frequency.

Matrix: **Water**

Evaluation: × = *QC frequency outside specification*; ✓ = *QC frequency within specification.*

Quality Control Sample Type			Count		Frequency (%)		
Analytical Methods	*Method*	*QC Lot #*	*QC*	*Regular*	*Actual*	*Expected*	*Evaluation*
Laboratory Duplicates (DUP)							
PFAS in Water by LC-MS-MS	E745B	1251156	1	20	5.0	5.0	✓
Laboratory Control Samples (LCS)							
PFAS in Water by LC-MS-MS	E745B	1251156	1	20	5.0	5.0	✓
Method Blanks (MB)							
PFAS in Water by LC-MS-MS	E745B	1251156	1	20	5.0	5.0	✓
Matrix Spikes (MS)							
PFAS in Water by LC-MS-MS	E745B	1251156	1	20	5.0	5.0	✓

Methodology References and Summaries

The analytical methods used by ALS are developed using internationally recognized reference methods (where available), such as those published by US EPA, APHA Standard Methods, ASTM, ISO, Environment Canada, BC MOE, and Ontario MOE. Reference methods may incorporate modifications to improve performance (indicated by “mod”).

Analytical Methods	Method / Lab	Matrix	Method Reference	Method Descriptions
PFAS in Water by LC-MS-MS	E745B ALS Environmental - Waterloo	Water	MECP E3533	An aliquot of water is analyzed for PFAs by direct injection LC/MS/MS

Preparation Methods	Method / Lab	Matrix	Method Reference	Method Descriptions
Preparation of PFAS in Water by Direct Injection	EP745 ALS Environmental - Waterloo	Water	MECP E3533	An aliquot of water is analyzed for PFAs by direct injection LC/MS/MS

ALS Canada Ltd.

right solutions.
right partner.

QUALITY CONTROL REPORT

Work Order	: **WT2337931**	Page	: 1 of 10
Client	: Malroz Engineering Inc.	Laboratory	: ALS Environmental - Waterloo
Contact	: Adam Superville	Account Manager	: Costas Farassoglou
Address	: 2nd floor - 308 Wellington Street Kingston ON Canada K7K 7A8	Address	: 60 Northland Road, Unit 1 Waterloo, Ontario Canada N2V 2B8
Telephone	:	Telephone	: 613 225 8279
Project	: 1037	Date Samples Received	: 21-Nov-2023 11:45
PO	: ----	Date Analysis Commenced	: 24-Nov-2023
C-O-C number	: 20-1049264	Issue Date	: 30-Nov-2023 15:59
Sampler	: CLIENT ----		
Site	: ----		
Quote number	: Standing Offer 2022-2024		
No. of samples received	: 1		
No. of samples analysed	: 1		

This report supersedes any previous report(s) with this reference. Results apply to the sample(s) as submitted. This document shall not be reproduced, except in full.

This Quality Control Report contains the following information:

- Laboratory Duplicate (DUP) Report; Relative Percent Difference (RPD) and Data Quality Objectives
- Matrix Spike (MS) Report; Recovery and Data Quality Objectives
- Method Blank (MB) Report; Recovery and Data Quality Objectives
- Laboratory Control Sample (LCS) Report; Recovery and Data Quality Objectives

Signatories

This document has been electronically signed by the authorized signatories below. Electronic signing is conducted in accordance with US FDA 21 CFR Part 11.

Signatories	*Position*	*Laboratory Department*
Stephanie Pinheiro	Analyst	Waterloo LCMS, Waterloo, Ontario

General Comments

The ALS Quality Control (QC) report is optionally provided to ALS clients upon request. ALS test methods include comprehensive QC checks with every analysis to ensure our high standards of quality are met. Each QC result has a known or expected target value, which is compared against predetermined Data Quality Objectives (DQOs) to provide confidence in the accuracy of associated test results. This report contains detailed results for all QC results applicable to this sample submission. Please refer to the ALS Quality Control Interpretation report (QCI) for applicable method references and methodology summaries.

Key :

Anonymous = Refers to samples which are not part of this work order, but which formed part of the QC process lot.
CAS Number = Chemical Abstracts Service number is a unique identifier assigned to discrete substances.
DQO = Data Quality Objective.
LOR = Limit of Reporting (detection limit).
RPD = Relative Percent Difference
# = Indicates a QC result that did not meet the ALS DQO.

Workorder Comments

Holding times are displayed as "---" if no guidance exists from CCME, Canadian provinces, or broadly recognized international references.

Laboratory Duplicate (DUP) Report

A Laboratory Duplicate (DUP) is a randomly selected intralaboratory replicate sample. Laboratory Duplicates provide information regarding method precision and sample heterogeneity. ALS DQOs for Laboratory Duplicates are expressed as test-specific limits for Relative Percent Difference (RPD), or as an absolute difference limit of 2 times the LOR for low concentration duplicates within ~ 4-10 times the LOR (cut-off is test-specific).

Sub-Matrix: **Water**

					Laboratory Duplicate (DUP) Report						
Laboratory sample ID	*Client sample ID*	*Analyte*	*CAS Number*	*Method*	*LOR*	*Unit*	*Original Result*	*Duplicate Result*	*RPD(%) or Difference*	*Duplicate Limits*	*Qualifier*
Perfluoroalkyl Substances (PFAS) (QC Lot: 1251156)											
EO2310764-001	Anonymous	Eicosafluoro-3-oxaundecane-1-sulfonic acid, 11-chloro- [11Cl-PF3OUdS]	763051-92-9	E745B	0.020	µg/L	<0.020	<0.020	0	Diff <2x LOR	----
		Ethyl perfluorooctanesulfonamide, n- [NEtFOSA]	4151-50-2	E745B	0.025	µg/L	<0.025	<0.025	0	Diff <2x LOR	----
		Ethyl perfluorooctanesulfonamido acetic acid, n- [NEtFOSAA]	2991-50-6	E745B	0.010	µg/L	<0.010	<0.010	0	Diff <2x LOR	----
		Ethyl perfluorooctanesulfonamido ethanol, n- [NEtFOSE]	1691-99-2	E745B	0.030	µg/L	<0.030	<0.030	0	Diff <2x LOR	----
		Fluorotelomer sulfonic acid, 10:2 [10:2 FTS]	120226-60-0	E745B	0.010	µg/L	<0.010	<0.010	0	Diff <2x LOR	----
		Fluorotelomer sulfonic acid, 4:2 [4:2 FTS]	757124-72-4	E745B	0.010	µg/L	<0.010	<0.010	0	Diff <2x LOR	----
		Fluorotelomer sulfonic acid, 6:2 [6:2 FTS]	27619-97-2	E745B	0.010	µg/L	0.354	0.436	20.8%	30%	----
		Fluorotelomer sulfonic acid, 8:2 [8:2 FTS]	39108-34-4	E745B	0.010	µg/L	<0.010	<0.010	0	Diff <2x LOR	----
		Hexadecafluoro-3-oxanonane-1-sulfonic acid, 9-chloro- [9Cl-PF3ONS]	756426-58-1	E745B	0.020	µg/L	<0.020	<0.020	0	Diff <2x LOR	----
		Hexafluoropropylene oxide dimer acid [HFPO-DA]	13252-13-6	E745B	0.20	µg/L	<0.20	<0.20	0	Diff <2x LOR	----
		Methyl perfluorooctanesulfonamide, n- [NMeFOSA]	31506-32-8	E745B	0.025	µg/L	<0.025	<0.025	0	Diff <2x LOR	----
		Methyl perfluorooctanesulfonamido acetic acid, n- [NMeFOSAA]	2355-31-9	E745B	0.010	µg/L	<0.010	<0.010	0	Diff <2x LOR	----
		Methyl perfluorooctanesulfonamido ethanol, n- [NMeFOSE]	24448-09-7	E745B	0.030	µg/L	<0.030	<0.030	0	Diff <2x LOR	----
		Perfluorobutanesulfonic acid [PFBS]	375-73-5	E745B	0.010	µg/L	0.092	0.096	4.26%	30%	----
		Perfluorobutanoic acid [PFBA]	375-22-4	E745B	0.10	µg/L	<0.10	<0.10	0	Diff <2x LOR	----
		Perfluorodecane sulfonic acid [PFDS]	335-77-3	E745B	0.010	µg/L	<0.010	<0.010	0	Diff <2x LOR	----
		Perfluorodecanoic acid [PFDA]	335-76-2	E745B	0.010	µg/L	<0.010	<0.010	0	Diff <2x LOR	----
		Perfluorododecanoic acid [PFDoA]	307-55-1	E745B	0.010	µg/L	<0.010	<0.010	0	Diff <2x LOR	----
		Perfluoroheptanesulfonic acid [PFHpS]	375-92-8	E745B	0.010	µg/L	0.012	0.010	0.002	Diff <2x LOR	----

Sub-Matrix: **Water**

Laboratory sample ID	Client sample ID	Analyte	CAS Number	Method	Laboratory Duplicate (DUP) Report						
					LOR	Unit	Original Result	Duplicate Result	RPD(%) or Difference	Duplicate Limits	Qualifier
Perfluoroalkyl Substances (PFAS) (QC Lot: 1251156) - continued											
EO2310764-001	Anonymous	Perfluoroheptanoic acid [PFHpA]	375-85-9	E745B	0.010	µg/L	0.058	0.054	0.004	Diff <2x LOR	----
		Perfluorohexanesulfonic acid [PFHxS]	355-46-4	E745B	0.010	µg/L	0.318	0.332	4.31%	30%	----
		Perfluorohexanoic acid [PFHxA]	307-24-4	E745B	0.010	µg/L	0.236	0.232	1.71%	30%	----
		Perfluorononanesulfonic acid [PFNS]	68259-12-1	E745B	0.010	µg/L	<0.010	<0.010	0	Diff <2x LOR	----
		Perfluorononanoic acid [PFNA]	375-95-1	E745B	0.010	µg/L	<0.010	<0.010	0	Diff <2x LOR	----
		Perfluorononanoic acid, 4,8-dioxa-3H- [ADONA]	919005-14-4	E745B	0.010	µg/L	<0.010	<0.010	0	Diff <2x LOR	----
		Perfluorooctanesulfonamide [PFOSA]	754-91-6	E745B	0.010	µg/L	<0.010	<0.010	0	Diff <2x LOR	----
		Perfluorooctanesulfonic acid [PFOS]	1763-23-1	E745B	0.010	µg/L	0.564	0.556	1.43%	30%	----
		Perfluorooctanoic acid [PFOA]	335-67-1	E745B	0.010	µg/L	0.036	0.034	0.002	Diff <2x LOR	----
		Perfluoropentanesulfonic acid [PFPeS]	2706-91-4	E745B	0.010	µg/L	0.072	0.070	2.82%	30%	----
		Perfluoropentanoic acid [PFPeA]	2706-90-3	E745B	0.010	µg/L	0.280	0.286	2.12%	30%	----
		Perfluorotetradecanoic acid [PFTeDA]	376-06-7	E745B	0.025	µg/L	<0.025	<0.025	0	Diff <2x LOR	----
		Perfluorotridecanoic acid [PFTrDA]	72629-94-8	E745B	0.0250	µg/L	<0.0250	<0.0250	0	Diff <2x LOR	----
		Perfluoroundecanoic acid [PFUnA]	2058-94-8	E745B	0.010	µg/L	<0.010	<0.010	0	Diff <2x LOR	----

Method Blank (MB) Report

A Method Blank is an analyte-free matrix that undergoes sample processing identical to that carried out for test samples. Method Blank results are used to monitor and control for potential contamination from the laboratory environment and reagents. For most tests, the DQO for Method Blanks is for the result to be < LOR.

Sub-Matrix: **Water**

Analyte	CAS Number	Method	LOR	Unit	Result	Qualifier
Perfluoroalkyl Substances (PFAS) (QCLot: 1251156)						
Eicosafluoro-3-oxaundecane-1-sulfonic acid, 11-chloro- [11Cl-PF3OUdS]	763051-92-9	E745B	0.02	µg/L	<0.020	----
Ethyl perfluorooctanesulfonamide, n- [NEtFOSA]	4151-50-2	E745B	0.025	µg/L	<0.025	----
Ethyl perfluorooctanesulfonamidoacetic acid, n- [NEtFOSAA]	2991-50-6	E745B	0.01	µg/L	<0.010	----
Ethyl perfluorooctanesulfonamidoethanol, n- [NEtFOSE]	1691-99-2	E745B	0.03	µg/L	<0.030	----
Fluorotelomer sulfonic acid, 10:2 [10:2 FTS]	120226-60-0	E745B	0.01	µg/L	<0.010	----
Fluorotelomer sulfonic acid, 4:2 [4:2 FTS]	757124-72-4	E745B	0.01	µg/L	<0.010	----
Fluorotelomer sulfonic acid, 6:2 [6:2 FTS]	27619-97-2	E745B	0.01	µg/L	<0.010	----
Fluorotelomer sulfonic acid, 8:2 [8:2 FTS]	39108-34-4	E745B	0.01	µg/L	<0.010	----
Hexadecafluoro-3-oxanonane-1-sulfonic acid, 9-chloro- [9Cl-PF3ONS]	756426-58-1	E745B	0.02	µg/L	<0.020	----
Hexafluoropropylene oxide dimer acid [HFPO-DA]	13252-13-6	E745B	0.2	µg/L	<0.20	----
Methyl perfluorooctanesulfonamide, n- [NMeFOSA]	31506-32-8	E745B	0.025	µg/L	<0.025	----
Methyl perfluorooctanesulfonamidoacetic acid, n- [NMeFOSAA]	2355-31-9	E745B	0.01	µg/L	<0.010	----
Methyl perfluorooctanesulfonamidoethanol, n- [NMeFOSE]	24448-09-7	E745B	0.03	µg/L	<0.030	----
Perfluorobutanesulfonic acid [PFBS]	375-73-5	E745B	0.01	µg/L	<0.010	----
Perfluorobutanoic acid [PFBA]	375-22-4	E745B	0.1	µg/L	<0.10	----
Perfluorodecane sulfonic acid [PFDS]	335-77-3	E745B	0.01	µg/L	<0.010	----
Perfluorodecanoic acid [PFDA]	335-76-2	E745B	0.01	µg/L	<0.010	----
Perfluorododecanoic acid [PFDoA]	307-55-1	E745B	0.01	µg/L	<0.010	----
Perfluoroheptanesulfonic acid [PFHpS]	375-92-8	E745B	0.01	µg/L	<0.010	----
Perfluoroheptanoic acid [PFHpA]	375-85-9	E745B	0.01	µg/L	<0.010	----
Perfluorohexanesulfonic acid [PFHxS]	355-46-4	E745B	0.01	µg/L	<0.010	----
Perfluorohexanoic acid [PFHxA]	307-24-4	E745B	0.01	µg/L	<0.010	----
Perfluorononanesulfonic acid [PFNS]	68259-12-1	E745B	0.01	µg/L	<0.010	----
Perfluorononanoic acid [PFNA]	375-95-1	E745B	0.01	µg/L	<0.010	----
Perfluorononanoic acid, 4,8-dioxa-3H- [ADONA]	919005-14-4	E745B	0.01	µg/L	<0.010	----
Perfluorooctanesulfonamide [PFOSA]	754-91-6	E745B	0.01	µg/L	<0.010	----
Perfluorooctanesulfonic acid [PFOS]	1763-23-1	E745B	0.01	µg/L	<0.010	----
Perfluorooctanoic acid [PFOA]	335-67-1	E745B	0.01	µg/L	<0.010	----
Perfluoropentanesulfonic acid [PFPeS]	2706-91-4	E745B	0.01	µg/L	<0.010	----
Perfluoropentanoic acid [PFPeA]	2706-90-3	E745B	0.01	µg/L	<0.010	----

Sub-Matrix: **Water**

Analyte	CAS Number	Method	LOR	Unit	Result	Qualifier
Perfluoroalkyl Substances (PFAS) (QCLot: 1251156) - continued						
Perfluorotetradecanoic acid [PFTeDA]	376-06-7	E745B	0.025	µg/L	<0.025	----
Perfluorotridecanoic acid [PFTrDA]	72629-94-8	E745B	0.025	µg/L	<0.0250	----
Perfluoroundecanoic acid [PFUnA]	2058-94-8	E745B	0.01	µg/L	<0.010	----

Laboratory Control Sample (LCS) Report

A Laboratory Control Sample (LCS) is an analyte-free matrix that has been fortified (spiked) with test analytes at known concentration and processed in an identical manner to test samples. LCS results are expressed as percent recovery, and are used to monitor and control test method accuracy and precision, independent of test sample matrix.

Sub-Matrix: **Water**

					Laboratory Control Sample (LCS) Report				
					Spike	Recovery (%)	Recovery Limits (%)		
Analyte	CAS Number	Method	LOR	Unit	Concentration	LCS	Low	High	Qualifier
Perfluoroalkyl Substances (PFAS) (QCLot: 1251156)									
Eicosafluoro-3-oxaundecane-1-sulfonic acid, 11-chloro- [11Cl-PF3OUdS]	763051-92-9	E745B	0.02	µg/L	0.3 µg/L	72.0	50.0	150	----
Ethyl perfluorooctanesulfonamide, n- [NEtFOSA]	4151-50-2	E745B	0.025	µg/L	0.3 µg/L	90.7	50.0	150	----
Ethyl perfluorooctanesulfonamidoacetic acid, n- [NEtFOSAA]	2991-50-6	E745B	0.01	µg/L	0.3 µg/L	94.0	50.0	150	----
Ethyl perfluorooctanesulfonamidoethanol, n- [NEtFOSE]	1691-99-2	E745B	0.03	µg/L	0.3 µg/L	68.0	50.0	150	----
Fluorotelomer sulfonic acid, 10:2 [10:2 FTS]	120226-60-0	E745B	0.01	µg/L	0.3 µg/L	83.3	50.0	150	----
Fluorotelomer sulfonic acid, 4:2 [4:2 FTS]	757124-72-4	E745B	0.01	µg/L	0.3 µg/L	97.3	50.0	150	----
Fluorotelomer sulfonic acid, 6:2 [6:2 FTS]	27619-97-2	E745B	0.01	µg/L	0.3 µg/L	92.0	50.0	150	----
Fluorotelomer sulfonic acid, 8:2 [8:2 FTS]	39108-34-4	E745B	0.01	µg/L	0.3 µg/L	83.3	50.0	150	----
Hexadecafluoro-3-oxanonane-1-sulfonic acid, 9-chloro- [9Cl-PF3ONS]	756426-58-1	E745B	0.02	µg/L	0.3 µg/L	81.3	50.0	150	----
Hexafluoropropylene oxide dimer acid [HFPO-DA]	13252-13-6	E745B	0.2	µg/L	3 µg/L	92.9	50.0	150	----
Methyl perfluorooctanesulfonamide, n- [NMeFOSA]	31506-32-8	E745B	0.025	µg/L	0.3 µg/L	79.3	50.0	150	----
Methyl perfluorooctanesulfonamidoacetic acid, n- [NMeFOSAA]	2355-31-9	E745B	0.01	µg/L	0.3 µg/L	94.0	50.0	150	----
Methyl perfluorooctanesulfonamidoethanol, n- [NMeFOSE]	24448-09-7	E745B	0.03	µg/L	0.3 µg/L	91.3	50.0	150	----
Perfluorobutanesulfonic acid [PFBS]	375-73-5	E745B	0.01	µg/L	0.3 µg/L	83.3	50.0	150	----
Perfluorobutanoic acid [PFBA]	375-22-4	E745B	0.1	µg/L	1 µg/L	88.4	50.0	150	----
Perfluorodecane sulfonic acid [PFDS]	335-77-3	E745B	0.01	µg/L	0.3 µg/L	96.0	50.0	150	----
Perfluorodecanoic acid [PFDA]	335-76-2	E745B	0.01	µg/L	0.3 µg/L	94.0	50.0	150	----
Perfluorododecanoic acid [PFDoA]	307-55-1	E745B	0.01	µg/L	0.3 µg/L	107	50.0	150	----
Perfluoroheptanesulfonic acid [PFHpS]	375-92-8	E745B	0.01	µg/L	0.3 µg/L	88.7	50.0	150	----
Perfluoroheptanoic acid [PFHpA]	375-85-9	E745B	0.01	µg/L	0.3 µg/L	94.0	50.0	150	----
Perfluorohexanesulfonic acid [PFHxS]	355-46-4	E745B	0.01	µg/L	0.3 µg/L	81.3	50.0	150	----
Perfluorohexanoic acid [PFHxA]	307-24-4	E745B	0.01	µg/L	0.3 µg/L	94.7	50.0	150	----
Perfluorononanesulfonic acid [PFNS]	68259-12-1	E745B	0.01	µg/L	0.3 µg/L	85.3	50.0	150	----
Perfluorononanoic acid [PFNA]	375-95-1	E745B	0.01	µg/L	0.3 µg/L	90.7	50.0	150	----
Perfluorononanoic acid, 4,8-dioxa-3H- [ADONA]	919005-14-4	E745B	0.01	µg/L	0.3 µg/L	80.7	50.0	150	----
Perfluorooctanesulfonamide [PFOSA]	754-91-6	E745B	0.01	µg/L	0.3 µg/L	88.0	50.0	150	----
Perfluorooctanesulfonic acid [PFOS]	1763-23-1	E745B	0.01	µg/L	0.3 µg/L	76.7	50.0	150	----
Perfluorooctanoic acid [PFOA]	335-67-1	E745B	0.01	µg/L	0.3 µg/L	86.0	50.0	150	----
Perfluoropentanesulfonic acid [PFPeS]	2706-91-4	E745B	0.01	µg/L	0.3 µg/L	107	50.0	150	----

Sub-Matrix: **Water**

					Laboratory Control Sample (LCS) Report				
					Spike	Recovery (%)	Recovery Limits (%)		
Analyte	CAS Number	Method	LOR	Unit	Concentration	LCS	Low	High	Qualifier
Perfluoroalkyl Substances (PFAS) (QCLot: 1251156) - continued									
Perfluoropentanoic acid [PFPeA]	2706-90-3	E745B	0.01	µg/L	0.3 µg/L	97.3	50.0	150	----
Perfluorotetradecanoic acid [PFTeDA]	376-06-7	E745B	0.025	µg/L	0.3 µg/L	98.7	50.0	150	----
Perfluorotridecanoic acid [PFTrDA]	72629-94-8	E745B	0.025	µg/L	0.3 µg/L	88.7	50.0	150	----
Perfluoroundecanoic acid [PFUnA]	2058-94-8	E745B	0.01	µg/L	0.3 µg/L	100	50.0	150	----

Matrix Spike (MS) Report

A Matrix Spike (MS) is a randomly selected intra-laboratory replicate sample that has been fortified (spiked) with test analytes at known concentration, and processed in an identical manner to test samples. Matrix Spikes provide information regarding analyte recovery and potential matrix effects. MS DQO exceedances due to sample matrix may sometimes be unavoidable; in such cases, test results for the associated sample (or similar samples) may be subject to bias. ND – Recovery not determined, background level >= 1x spike level.

Sub-Matrix: **Water**

					Matrix Spike (MS) Report					
					Spike		Recovery (%)	Recovery Limits (%)		
Laboratory sample ID	Client sample ID	Analyte	CAS Number	Method	Concentration	Target	MS	Low	High	Qualifier
Perfluoroalkyl Substances (PFAS) (QCLot: 1251156)										
EO2310764-001	Anonymous	Eicosafluoro-3-oxaundecane-1-sulfonic acid, 11-chloro- [11Cl-PF3OUdS]	763051-92-9	E745B	0.218 µg/L	0.3 µg/L	72.7	50.0	150	----
		Ethyl perfluorooctanesulfonamide, n- [NEtFOSA]	4151-50-2	E745B	0.250 µg/L	0.3 µg/L	83.3	50.0	150	----
		Ethyl perfluorooctanesulfonamidoacetic acid, n- [NEtFOSAA]	2991-50-6	E745B	0.274 µg/L	0.3 µg/L	91.3	50.0	150	----
		Ethyl perfluorooctanesulfonamidoethanol, n- [NEtFOSE]	1691-99-2	E745B	0.194 µg/L	0.3 µg/L	64.7	50.0	150	----
		Fluorotelomer sulfonic acid, 10:2 [10:2 FTS]	120226-60-0	E745B	0.214 µg/L	0.3 µg/L	71.3	50.0	150	----
		Fluorotelomer sulfonic acid, 4:2 [4:2 FTS]	757124-72-4	E745B	0.278 µg/L	0.3 µg/L	92.7	50.0	150	----
		Fluorotelomer sulfonic acid, 6:2 [6:2 FTS]	27619-97-2	E745B	ND µg/L	0.3 µg/L	ND	50.0	150	----
		Fluorotelomer sulfonic acid, 8:2 [8:2 FTS]	39108-34-4	E745B	0.288 µg/L	0.3 µg/L	96.0	50.0	150	----
		Hexadecafluoro-3-oxanonane-1-sulfonic acid, 9-chloro- [9Cl-PF3ONS]	756426-58-1	E745B	0.244 µg/L	0.3 µg/L	81.3	50.0	150	----
		Hexafluoropropylene oxide dimer acid [HFPO-DA]	13252-13-6	E745B	3.03 µg/L	3 µg/L	101	50.0	150	----
		Methyl perfluorooctanesulfonamide, n- [NMeFOSA]	31506-32-8	E745B	0.218 µg/L	0.3 µg/L	72.7	50.0	150	----
		Methyl perfluorooctanesulfonamidoacetic acid, n- [NMeFOSAA]	2355-31-9	E745B	0.300 µg/L	0.3 µg/L	100	50.0	150	----
		Methyl perfluorooctanesulfonamidoethanol, n- [NMeFOSE]	24448-09-7	E745B	0.218 µg/L	0.3 µg/L	72.7	50.0	150	----
		Perfluorobutanesulfonic acid [PFBS]	375-73-5	E745B	0.264 µg/L	0.3 µg/L	88.0	50.0	150	----
		Perfluorobutanoic acid [PFBA]	375-22-4	E745B	0.86 µg/L	1 µg/L	85.8	50.0	150	----
		Perfluorodecane sulfonic acid [PFDS]	335-77-3	E745B	0.296 µg/L	0.3 µg/L	98.7	50.0	150	----
		Perfluorodecanoic acid [PFDA]	335-76-2	E745B	0.272 µg/L	0.3 µg/L	90.7	50.0	150	----
		Perfluorododecanoic acid [PFDoA]	307-55-1	E745B	0.304 µg/L	0.3 µg/L	101	50.0	150	----
		Perfluoroheptanesulfonic acid [PFHpS]	375-92-8	E745B	0.232 µg/L	0.3 µg/L	77.3	50.0	150	----
		Perfluoroheptanoic acid [PFHpA]	375-85-9	E745B	0.286 µg/L	0.3 µg/L	95.3	50.0	150	----
		Perfluorohexanesulfonic acid [PFHxS]	355-46-4	E745B	ND µg/L	0.3 µg/L	ND	50.0	150	----
		Perfluorohexanoic acid [PFHxA]	307-24-4	E745B	0.258 µg/L	0.3 µg/L	86.0	50.0	150	----

Sub-Matrix: **Water**

Laboratory sample ID	Client sample ID	Analyte	CAS Number	Method	Matrix Spike (MS) Report: Spike Concentration	Spike Target	Recovery (%) MS	Recovery Limits (%) Low	Recovery Limits (%) High	Qualifier
Perfluoroalkyl Substances (PFAS) (QCLot: 1251156) - continued										
EO2310764-001	Anonymous	Perfluorononanesulfonic acid [PFNS]	68259-12-1	E745B	0.246 µg/L	0.3 µg/L	82.0	50.0	150	----
		Perfluorononanoic acid [PFNA]	375-95-1	E745B	0.258 µg/L	0.3 µg/L	86.0	50.0	150	----
		Perfluorononanoic acid, 4,8-dioxa-3H-[ADONA]	919005-14-4	E745B	0.228 µg/L	0.3 µg/L	76.0	50.0	150	----
		Perfluorooctanesulfonamide [PFOSA]	754-91-6	E745B	0.238 µg/L	0.3 µg/L	79.3	50.0	150	----
		Perfluorooctanesulfonic acid [PFOS]	1763-23-1	E745B	ND µg/L	0.3 µg/L	ND	50.0	150	----
		Perfluorooctanoic acid [PFOA]	335-67-1	E745B	0.250 µg/L	0.3 µg/L	83.3	50.0	150	----
		Perfluoropentanesulfonic acid [PFPeS]	2706-91-4	E745B	0.304 µg/L	0.3 µg/L	101	50.0	150	----
		Perfluoropentanoic acid [PFPeA]	2706-90-3	E745B	0.274 µg/L	0.3 µg/L	91.3	50.0	150	----
		Perfluorotetradecanoic acid [PFTeDA]	376-06-7	E745B	0.270 µg/L	0.3 µg/L	90.0	50.0	150	----
		Perfluorotridecanoic acid [PFTrDA]	72629-94-8	E745B	0.260 µg/L	0.3 µg/L	86.7	50.0	150	----
		Perfluoroundecanoic acid [PFUnA]	2058-94-8	E745B	0.278 µg/L	0.3 µg/L	92.7	50.0	150	----

Chain of Custody (COC) / Analytical Request Form

COC Number: 20 - 1049264

Page of

Canada Toll Free: 1 800 668 9878

www.alsglobal.com

Environmental Division Waterloo
Work Order Reference
WT2337931

Telephone : +1 519 986 6910

Report To — Contact and company name below will appear on the final report

Company:	Matrox Engineering
Contact:	Adam Superville
Phone:	613-548-3446

Company address below will appear on the final report

Street:	308 Wellington St
City/Province:	Kingston, ON
Postal Code:	K7
Invoice To	Same as Report To ☒ YES ☐ NO
	Copy of Invoice with Report ☒ YES ☐ NO
Company:	
Contact:	

Reports / Recipients

Select Report Format: ☒ PDF ☒ EXCEL ☐ EDD (DIGITAL)

Merge QC/QCI Reports with COA ☐ YES ☐ NO ☐ N/A

☐ Compare Results to Criteria on Report - provide details below if box checked

Select Distribution: ☒ EMAIL ☐ MAIL ☐ FAX

Email 1 or Fax: superville@matrox.com

Email 2: pugh@matrox.com

Email 3:

Invoice Recipients

Select Invoice Distribution: ☒ EMAIL ☐ MAIL ☐ FAX

Email 1 or Fax: mahoney@matrox.com

Email 2:

Turnaround Time (TAT) Reques

☒ Routine [R] if received by 3pm M-F - no surcharges

☐ 4 day [P4] if received by 3pm M-F - 20% rush surc

☐ 3 day [P3] if received by 3pm M-F - 25% rush surc

☐ 2 day [P2] if received by 3pm M-F - 50% rush surc

☐ 1 day [E] if received by 3pm M-F - 100% rush surc

☐ Same day [E2] if received by 10am M-S - 200% rush may apply to rush requests on weekends, statutory holi

Date and Time Required for all E&P TATs:

For all tests with rush TATs req

Project Information

ALS Account # / Quote #:	BR391746
Job #:	1037
PO / AFE:	
LSD:	

Oil and Gas Required Fields (client use)

AFE/Cost Center:	PO#:
Major/Minor Code:	Routing Code:
Requisitioner:	
Location:	

ALS Lab Work Order # (ALS use only): WT2337931 RJ

ALS Contact:

Sampler:

Indicate Filtered (F), Preserved (F

ALS Sample # (ALS use only)	Sample Identification and/or Coordinates (This description will appear on the report)	Date (dd-mmm-yy)	Time (hh:mm)	Sample Type	NUMBER OF CONTAINERS	PFAS per quote	SAMPLES ON HOLD	EXTENDED STORAGE REQUIRED	SUSPECTED HAZARD (see notes)
	23-W045	19-Nov-23	13:39 PM	GW	3	X			

Drinking Water (DW) Samples[1] (client use)

Are samples taken from a Regulated DW System? ☐ YES ☒ NO

Are samples for human consumption/ use? ☐ YES ☒ NO

Notes / Specify Limits for result evaluation by selecting from drop-down below (Excel COC only)

SAMPLE RECEIPT DETAILS (ALS use only)

Cooling Method: ☐ NONE ☐ ICE ☒ ICE PACKS ☐ FROZEN ☐ COOLING INITIATED

Submission Comments identified on Sample Receipt Notification: ☐ YES ☐ NO

Cooler Custody Seals Intact: ☐ YES ☐ N/A Sample Custody Seals Intact: ☐ YES ☐ N/A

INITIAL COOLER TEMPERATURES °C	FINAL COOLER TEMPERATURES °C
	-0.1

SHIPMENT RELEASE (client use)

Released by: Adam Superville Date: 23/11/20 Time: 6:40pm

INITIAL SHIPMENT RECEPTION (ALS use only)

Received by: Date: Time:

FINAL SHIPMENT RECEPTION (ALS use only)

Received by: SF Date: Nov/21/23 Time: 11:45

L-045 SF

AUG 2020 FRONT

WHITE - LABORATORY COPY YELLOW - CLIENT COPY

REFER TO BACK PAGE FOR ALS LOCATIONS AND SAMPLING INFORMATION

Failure to complete all portions of this form may delay analysis. Please fill in this form LEGIBLY. By the use of this form the user acknowledges and agrees with the Terms and Conditions as specified on the back page of the white - report copy.

1. If any water samples are taken from a **Regulated Drinking Water (DW) System**, please submit using an **Authorized DW COC form**.

ALS Canada Ltd.

right solutions.
right partner.

CERTIFICATE OF ANALYSIS

Work Order	: **WT2336818**	Page	: 1 of 12
Client	: **Malroz Engineering Inc.**	Laboratory	: ALS Environmental - Waterloo
Contact	: Adam Superville	Account Manager	: Costas Farassoglou
Address	: 2nd floor - 308 Wellington Street Kingston ON Canada K7K 7A8	Address	: 60 Northland Road, Unit 1 Waterloo ON Canada N2V 2B8
Telephone	: ----	Telephone	: 613 225 8279
Project	: 1037	Date Samples Received	: 10-Nov-2023 08:40
PO	: ----	Date Analysis Commenced	: 13-Nov-2023
C-O-C number	: 20-1084310	Issue Date	: 14-Nov-2023 20:55
Sampler	: CLIENT		
Site	: ----		
Quote number	: Standing Offer 2022-2024		
No. of samples received	: 10		
No. of samples analysed	: 10		

This report supersedes any previous report(s) with this reference. Results apply to the sample(s) as submitted. This document shall not be reproduced, except in full.

This Certificate of Analysis contains the following information:

- General Comments
- Analytical Results
- Surrogate Control Limits

Additional information pertinent to this report will be found in the following separate attachments: Quality Control Report, QC Interpretive report to assist with Quality Review and Sample Receipt Notification (SRN).

Signatories

This document has been electronically signed by the authorized signatories below. Electronic signing is conducted in accordance with US FDA 21 CFR Part 11.

Signatories	*Position*	*Laboratory Department*
Sanja Risticevic	Department Manager - LCMS	LCMS, Waterloo, Ontario

General Comments

The analytical methods used by ALS are developed using internationally recognized reference methods (where available), such as those published by US EPA, APHA Standard Methods, ASTM, ISO, Environment Canada, BC MOE, and Ontario MOE. Refer to the ALS Quality Control Interpretive report (QCI) for applicable references and methodology summaries. Reference methods may incorporate modifications to improve performance.
Where a reported less than (<) result is higher than the LOR, this may be due to primary sample extract/digestate dilution and/or insufficient sample for analysis.

Where the LOR of a reported result differs from standard LOR, this may be due to high moisture content, insufficient sample (reduced weight employed) or matrix interference.

Please refer to Quality Control Interpretive report (QCI) for information regarding Holding Time compliance.

Key : CAS Number: Chemical Abstracts Services number is a unique identifier assigned to discrete substances
LOR: Limit of Reporting (detection limit).
Measurement Uncertainty: The reported uncertainties in this report are expanded uncertainties calculated using a coverage factor of 2, which gives a level of confidence of approximately 95%.
Surrogate: An analyte that is similar in behavior to target analyte(s), but that does not occur naturally in environmental samples. For applicable tests, surrogates are added to samples prior to analysis as a check on recovery.

Unit	*Description*
µg/L	micrograms per litre

>: greater than.
<: less than.

Test results reported relate only to the samples as received by the laboratory.

UNLESS OTHERWISE STATED on SRN or QCI Report, ALL SAMPLES WERE RECEIVED IN ACCEPTABLE CONDITION.

Qualifiers

Qualifier	*Description*
DLM	*Detection Limit Adjusted due to sample matrix effects (e.g. chemical interference, colour, turbidity).*

Analytical Results

WT2336818-001

Sub-Matrix: **Water**
(Matrix: **Water**)

Client sample ID: 23-W037
Client sampling date / time: 06-Nov-2023 11:55

Analyte	CAS Number	Result	LOR	Unit	Method/Lab	Prep Date	Analysis Date	QCLot
Perfluoroalkyl Substances (PFAS)								
Eicosafluoro-3-oxaundecane-1-sulfonic acid, 11-chloro- [11Cl-PF3OUdS]	763051-92-9	<0.020	0.020	µg/L	E745B/WT	13-Nov-2023	13-Nov-2023	1234941
Ethyl perfluorooctanesulfonamide, n- [NEtFOSA]	4151-50-2	<0.025	0.025	µg/L	E745B/WT	13-Nov-2023	13-Nov-2023	1234941
Ethyl perfluorooctanesulfonamidoacetic acid, n- [NEtFOSAA]	2991-50-6	<0.010	0.010	µg/L	E745B/WT	13-Nov-2023	13-Nov-2023	1234941
Ethyl perfluorooctanesulfonamidoethanol, n- [NEtFOSE]	1691-99-2	<0.030	0.030	µg/L	E745B/WT	13-Nov-2023	13-Nov-2023	1234941
Fluorotelomer sulfonic acid, 10:2 [10:2 FTS]	120226-60-0	<0.010	0.010	µg/L	E745B/WT	13-Nov-2023	13-Nov-2023	1234941
Fluorotelomer sulfonic acid, 4:2 [4:2 FTS]	757124-72-4	<0.010	0.010	µg/L	E745B/WT	13-Nov-2023	13-Nov-2023	1234941
Fluorotelomer sulfonic acid, 6:2 [6:2 FTS]	27619-97-2	<0.010	0.010	µg/L	E745B/WT	13-Nov-2023	13-Nov-2023	1234941
Fluorotelomer sulfonic acid, 8:2 [8:2 FTS]	39108-34-4	<0.010	0.010	µg/L	E745B/WT	13-Nov-2023	13-Nov-2023	1234941
Hexadecafluoro-3-oxanonane-1-sulfonic acid, 9-chloro- [9Cl-PF3ONS]	756426-58-1	<0.020	0.020	µg/L	E745B/WT	13-Nov-2023	13-Nov-2023	1234941
Hexafluoropropylene oxide dimer acid [HFPO-DA]	13252-13-6	<0.20	0.20	µg/L	E745B/WT	13-Nov-2023	13-Nov-2023	1234941
Methyl perfluorooctanesulfonamide, n- [NMeFOSA]	31506-32-8	<0.025	0.025	µg/L	E745B/WT	13-Nov-2023	13-Nov-2023	1234941
Methyl perfluorooctanesulfonamidoacetic acid, n- [NMeFOSAA]	2355-31-9	<0.010	0.010	µg/L	E745B/WT	13-Nov-2023	13-Nov-2023	1234941
Methyl perfluorooctanesulfonamidoethanol, n- [NMeFOSE]	24448-09-7	<0.030	0.030	µg/L	E745B/WT	13-Nov-2023	13-Nov-2023	1234941
Perfluorobutanesulfonic acid [PFBS]	375-73-5	<0.010	0.010	µg/L	E745B/WT	13-Nov-2023	13-Nov-2023	1234941
Perfluorobutanoic acid [PFBA]	375-22-4	<0.10	0.10	µg/L	E745B/WT	13-Nov-2023	13-Nov-2023	1234941
Perfluorodecane sulfonic acid [PFDS]	335-77-3	<0.010	0.010	µg/L	E745B/WT	13-Nov-2023	13-Nov-2023	1234941
Perfluorodecanoic acid [PFDA]	335-76-2	<0.010	0.010	µg/L	E745B/WT	13-Nov-2023	13-Nov-2023	1234941
Perfluorododecanoic acid [PFDoA]	307-55-1	<0.010	0.010	µg/L	E745B/WT	13-Nov-2023	13-Nov-2023	1234941
Perfluoroheptanesulfonic acid [PFHpS]	375-92-8	<0.010	0.010	µg/L	E745B/WT	13-Nov-2023	13-Nov-2023	1234941
Perfluoroheptanoic acid [PFHpA]	375-85-9	<0.010	0.010	µg/L	E745B/WT	13-Nov-2023	13-Nov-2023	1234941
Perfluorohexanesulfonic acid [PFHxS]	355-46-4	<0.010	0.010	µg/L	E745B/WT	13-Nov-2023	13-Nov-2023	1234941
Perfluorohexanoic acid [PFHxA]	307-24-4	<0.010	0.010	µg/L	E745B/WT	13-Nov-2023	13-Nov-2023	1234941
Perfluorononanesulfonic acid [PFNS]	68259-12-1	<0.010	0.010	µg/L	E745B/WT	13-Nov-2023	13-Nov-2023	1234941
Perfluorononanoic acid [PFNA]	375-95-1	<0.010	0.010	µg/L	E745B/WT	13-Nov-2023	13-Nov-2023	1234941
Perfluorononanoic acid, 4,8-dioxa-3H- [ADONA]	919005-14-4	<0.010	0.010	µg/L	E745B/WT	13-Nov-2023	13-Nov-2023	1234941
Perfluorooctanesulfonamide [PFOSA]	754-91-6	<0.010	0.010	µg/L	E745B/WT	13-Nov-2023	13-Nov-2023	1234941
Perfluorooctanesulfonic acid [PFOS]	1763-23-1	<0.010	0.010	µg/L	E745B/WT	13-Nov-2023	13-Nov-2023	1234941
Perfluorooctanoic acid [PFOA]	335-67-1	<0.010	0.010	µg/L	E745B/WT	13-Nov-2023	13-Nov-2023	1234941
Perfluoropentanesulfonic acid [PFPeS]	2706-91-4	<0.010	0.010	µg/L	E745B/WT	13-Nov-2023	13-Nov-2023	1234941
Perfluoropentanoic acid [PFPeA]	2706-90-3	<0.010	0.010	µg/L	E745B/WT	13-Nov-2023	13-Nov-2023	1234941
Perfluorotetradecanoic acid [PFTeDA]	376-06-7	<0.025	0.025	µg/L	E745B/WT	13-Nov-2023	13-Nov-2023	1234941
Perfluorotridecanoic acid [PFTrDA]	72629-94-8	<0.0250	0.0250	µg/L	E745B/WT	13-Nov-2023	13-Nov-2023	1234941
Perfluoroundecanoic acid [PFUnA]	2058-94-8	<0.010	0.010	µg/L	E745B/WT	13-Nov-2023	13-Nov-2023	1234941
Perfluoroalkyl Substances (PFAS) Surrogates								
Perfluorooctanesulfonic acid [13C8-PFOS]	2265893-05-6	86.4	1.00	%	E745B/WT	13-Nov-2023	13-Nov-2023	1234941

Please refer to the General Comments section for an explanation of any result qualifiers detected.

Please refer to the Accreditation section for an explanation of analyte accreditations.

Analytical Results

WT2336818-002

Sub-Matrix: **Water** (Matrix: **Water**)

Client sample ID: 23-W040

Client sampling date / time: 06-Nov-2023 15:20

Analyte	CAS Number	Result	LOR	Unit	Method/Lab	Prep Date	Analysis Date	QCLot
Perfluoroalkyl Substances (PFAS)								
Eicosafluoro-3-oxaundecane-1-sulfonic acid, 11-chloro- [11Cl-PF3OUdS]	763051-92-9	<0.020	0.020	µg/L	E745B/WT	13-Nov-2023	13-Nov-2023	1234941
Ethyl perfluorooctanesulfonamide, n- [NEtFOSA]	4151-50-2	<0.025	0.025	µg/L	E745B/WT	13-Nov-2023	13-Nov-2023	1234941
Ethyl perfluorooctanesulfonamidoacetic acid, n- [NEtFOSAA]	2991-50-6	<0.010	0.010	µg/L	E745B/WT	13-Nov-2023	13-Nov-2023	1234941
Ethyl perfluorooctanesulfonamidoethanol, n- [NEtFOSE]	1691-99-2	<0.030	0.030	µg/L	E745B/WT	13-Nov-2023	13-Nov-2023	1234941
Fluorotelomer sulfonic acid, 10:2 [10:2 FTS]	120226-60-0	<0.010	0.010	µg/L	E745B/WT	13-Nov-2023	13-Nov-2023	1234941
Fluorotelomer sulfonic acid, 4:2 [4:2 FTS]	757124-72-4	<0.010	0.010	µg/L	E745B/WT	13-Nov-2023	13-Nov-2023	1234941
Fluorotelomer sulfonic acid, 6:2 [6:2 FTS]	27619-97-2	<0.010	0.010	µg/L	E745B/WT	13-Nov-2023	13-Nov-2023	1234941
Fluorotelomer sulfonic acid, 8:2 [8:2 FTS]	39108-34-4	<0.010	0.010	µg/L	E745B/WT	13-Nov-2023	13-Nov-2023	1234941
Hexadecafluoro-3-oxanonane-1-sulfonic acid, 9-chloro- [9Cl-PF3ONS]	756426-58-1	<0.020	0.020	µg/L	E745B/WT	13-Nov-2023	13-Nov-2023	1234941
Hexafluoropropylene oxide dimer acid [HFPO-DA]	13252-13-6	<0.20	0.20	µg/L	E745B/WT	13-Nov-2023	13-Nov-2023	1234941
Methyl perfluorooctanesulfonamide, n- [NMeFOSA]	31506-32-8	<0.025	0.025	µg/L	E745B/WT	13-Nov-2023	13-Nov-2023	1234941
Methyl perfluorooctanesulfonamidoacetic acid, n- [NMeFOSAA]	2355-31-9	<0.010	0.010	µg/L	E745B/WT	13-Nov-2023	13-Nov-2023	1234941
Methyl perfluorooctanesulfonamidoethanol, n- [NMeFOSE]	24448-09-7	<0.030	0.030	µg/L	E745B/WT	13-Nov-2023	13-Nov-2023	1234941
Perfluorobutanesulfonic acid [PFBS]	375-73-5	<0.010	0.010	µg/L	E745B/WT	13-Nov-2023	13-Nov-2023	1234941
Perfluorobutanoic acid [PFBA]	375-22-4	<0.10	0.10	µg/L	E745B/WT	13-Nov-2023	13-Nov-2023	1234941
Perfluorodecane sulfonic acid [PFDS]	335-77-3	<0.010	0.010	µg/L	E745B/WT	13-Nov-2023	13-Nov-2023	1234941
Perfluorodecanoic acid [PFDA]	335-76-2	<0.010	0.010	µg/L	E745B/WT	13-Nov-2023	13-Nov-2023	1234941
Perfluorododecanoic acid [PFDoA]	307-55-1	<0.010	0.010	µg/L	E745B/WT	13-Nov-2023	13-Nov-2023	1234941
Perfluoroheptanesulfonic acid [PFHpS]	375-92-8	<0.010	0.010	µg/L	E745B/WT	13-Nov-2023	13-Nov-2023	1234941
Perfluoroheptanoic acid [PFHpA]	375-85-9	<0.010	0.010	µg/L	E745B/WT	13-Nov-2023	13-Nov-2023	1234941
Perfluorohexanesulfonic acid [PFHxS]	355-46-4	<0.010	0.010	µg/L	E745B/WT	13-Nov-2023	13-Nov-2023	1234941
Perfluorohexanoic acid [PFHxA]	307-24-4	<0.010	0.010	µg/L	E745B/WT	13-Nov-2023	13-Nov-2023	1234941
Perfluorononanesulfonic acid [PFNS]	68259-12-1	<0.010	0.010	µg/L	E745B/WT	13-Nov-2023	13-Nov-2023	1234941
Perfluorononanoic acid [PFNA]	375-95-1	<0.010	0.010	µg/L	E745B/WT	13-Nov-2023	13-Nov-2023	1234941
Perfluorononanoic acid, 4,8-dioxa-3H- [ADONA]	919005-14-4	<0.010	0.010	µg/L	E745B/WT	13-Nov-2023	13-Nov-2023	1234941
Perfluorooctanesulfonamide [PFOSA]	754-91-6	<0.010	0.010	µg/L	E745B/WT	13-Nov-2023	13-Nov-2023	1234941
Perfluorooctanesulfonic acid [PFOS]	1763-23-1	<0.010	0.010	µg/L	E745B/WT	13-Nov-2023	13-Nov-2023	1234941
Perfluorooctanoic acid [PFOA]	335-67-1	<0.010	0.010	µg/L	E745B/WT	13-Nov-2023	13-Nov-2023	1234941
Perfluoropentanesulfonic acid [PFPeS]	2706-91-4	<0.010	0.010	µg/L	E745B/WT	13-Nov-2023	13-Nov-2023	1234941
Perfluoropentanoic acid [PFPeA]	2706-90-3	<0.010	0.010	µg/L	E745B/WT	13-Nov-2023	13-Nov-2023	1234941
Perfluorotetradecanoic acid [PFTeDA]	376-06-7	<0.025	0.025	µg/L	E745B/WT	13-Nov-2023	13-Nov-2023	1234941
Perfluorotridecanoic acid [PFTrDA]	72629-94-8	<0.0250	0.0250	µg/L	E745B/WT	13-Nov-2023	13-Nov-2023	1234941
Perfluoroundecanoic acid [PFUnA]	2058-94-8	<0.010	0.010	µg/L	E745B/WT	13-Nov-2023	13-Nov-2023	1234941
Perfluoroalkyl Substances (PFAS) Surrogates								
Perfluorooctanesulfonic acid [13C8-PFOS]	2265893-05-6	85.2	1.00	%	E745B/WT	13-Nov-2023	13-Nov-2023	1234941

Please refer to the General Comments section for an explanation of any result qualifiers detected.

Please refer to the Accreditation section for an explanation of analyte accreditations.

Analytical Results

WT2336818-003

Sub-Matrix: **Water**
(Matrix: **Water**)

Client sample ID: 23-W041
Client sampling date / time: 07-Nov-2023 11:02

Analyte	CAS Number	Result	LOR	Unit	Method/Lab	Prep Date	Analysis Date	QCLot
Perfluoroalkyl Substances (PFAS)								
Eicosafluoro-3-oxaundecane-1-sulfonic acid, 11-chloro- [11Cl-PF3OUdS]	763051-92-9	<0.020	0.020	µg/L	E745B/WT	13-Nov-2023	13-Nov-2023	1234941
Ethyl perfluorooctanesulfonamide, n- [NEtFOSA]	4151-50-2	<0.025	0.025	µg/L	E745B/WT	13-Nov-2023	13-Nov-2023	1234941
Ethyl perfluorooctanesulfonamidoacetic acid, n- [NEtFOSAA]	2991-50-6	<0.010	0.010	µg/L	E745B/WT	13-Nov-2023	13-Nov-2023	1234941
Ethyl perfluorooctanesulfonamidoethanol, n- [NEtFOSE]	1691-99-2	<0.030	0.030	µg/L	E745B/WT	13-Nov-2023	13-Nov-2023	1234941
Fluorotelomer sulfonic acid, 10:2 [10:2 FTS]	120226-60-0	<0.010	0.010	µg/L	E745B/WT	13-Nov-2023	13-Nov-2023	1234941
Fluorotelomer sulfonic acid, 4:2 [4:2 FTS]	757124-72-4	<0.010	0.010	µg/L	E745B/WT	13-Nov-2023	13-Nov-2023	1234941
Fluorotelomer sulfonic acid, 6:2 [6:2 FTS]	27619-97-2	<0.010	0.010	µg/L	E745B/WT	13-Nov-2023	13-Nov-2023	1234941
Fluorotelomer sulfonic acid, 8:2 [8:2 FTS]	39108-34-4	<0.010	0.010	µg/L	E745B/WT	13-Nov-2023	13-Nov-2023	1234941
Hexadecafluoro-3-oxanonane-1-sulfonic acid, 9-chloro- [9Cl-PF3ONS]	756426-58-1	<0.020	0.020	µg/L	E745B/WT	13-Nov-2023	13-Nov-2023	1234941
Hexafluoropropylene oxide dimer acid [HFPO-DA]	13252-13-6	<0.20	0.20	µg/L	E745B/WT	13-Nov-2023	13-Nov-2023	1234941
Methyl perfluorooctanesulfonamide, n- [NMeFOSA]	31506-32-8	<0.025	0.025	µg/L	E745B/WT	13-Nov-2023	13-Nov-2023	1234941
Methyl perfluorooctanesulfonamidoacetic acid, n- [NMeFOSAA]	2355-31-9	<0.010	0.010	µg/L	E745B/WT	13-Nov-2023	13-Nov-2023	1234941
Methyl perfluorooctanesulfonamidoethanol, n- [NMeFOSE]	24448-09-7	<0.030	0.030	µg/L	E745B/WT	13-Nov-2023	13-Nov-2023	1234941
Perfluorobutanesulfonic acid [PFBS]	375-73-5	0.094	0.010	µg/L	E745B/WT	13-Nov-2023	13-Nov-2023	1234941
Perfluorobutanoic acid [PFBA]	375-22-4	<0.12 DLM	0.12	µg/L	E745B/WT	13-Nov-2023	13-Nov-2023	1234941
Perfluorodecane sulfonic acid [PFDS]	335-77-3	<0.010	0.010	µg/L	E745B/WT	13-Nov-2023	13-Nov-2023	1234941
Perfluorodecanoic acid [PFDA]	335-76-2	<0.010	0.010	µg/L	E745B/WT	13-Nov-2023	13-Nov-2023	1234941
Perfluorododecanoic acid [PFDoA]	307-55-1	<0.010	0.010	µg/L	E745B/WT	13-Nov-2023	13-Nov-2023	1234941
Perfluoroheptanesulfonic acid [PFHpS]	375-92-8	<0.010	0.010	µg/L	E745B/WT	13-Nov-2023	13-Nov-2023	1234941
Perfluoroheptanoic acid [PFHpA]	375-85-9	0.124	0.010	µg/L	E745B/WT	13-Nov-2023	13-Nov-2023	1234941
Perfluorohexanesulfonic acid [PFHxS]	355-46-4	0.154	0.010	µg/L	E745B/WT	13-Nov-2023	13-Nov-2023	1234941
Perfluorohexanoic acid [PFHxA]	307-24-4	0.392	0.010	µg/L	E745B/WT	13-Nov-2023	13-Nov-2023	1234941
Perfluorononanesulfonic acid [PFNS]	68259-12-1	<0.010	0.010	µg/L	E745B/WT	13-Nov-2023	13-Nov-2023	1234941
Perfluorononanoic acid [PFNA]	375-95-1	<0.010	0.010	µg/L	E745B/WT	13-Nov-2023	13-Nov-2023	1234941
Perfluorononanoic acid, 4,8-dioxa-3H- [ADONA]	919005-14-4	<0.010	0.010	µg/L	E745B/WT	13-Nov-2023	13-Nov-2023	1234941
Perfluorooctanesulfonamide [PFOSA]	754-91-6	<0.010	0.010	µg/L	E745B/WT	13-Nov-2023	13-Nov-2023	1234941
Perfluorooctanesulfonic acid [PFOS]	1763-23-1	0.034	0.010	µg/L	E745B/WT	13-Nov-2023	13-Nov-2023	1234941
Perfluorooctanoic acid [PFOA]	335-67-1	0.146	0.010	µg/L	E745B/WT	13-Nov-2023	13-Nov-2023	1234941
Perfluoropentanesulfonic acid [PFPeS]	2706-91-4	0.016	0.010	µg/L	E745B/WT	13-Nov-2023	13-Nov-2023	1234941
Perfluoropentanoic acid [PFPeA]	2706-90-3	0.430	0.010	µg/L	E745B/WT	13-Nov-2023	13-Nov-2023	1234941
Perfluorotetradecanoic acid [PFTeDA]	376-06-7	<0.025	0.025	µg/L	E745B/WT	13-Nov-2023	13-Nov-2023	1234941
Perfluorotridecanoic acid [PFTrDA]	72629-94-8	<0.0250	0.0250	µg/L	E745B/WT	13-Nov-2023	13-Nov-2023	1234941
Perfluoroundecanoic acid [PFUnA]	2058-94-8	<0.010	0.010	µg/L	E745B/WT	13-Nov-2023	13-Nov-2023	1234941
Perfluoroalkyl Substances (PFAS) Surrogates								
Perfluorooctanesulfonic acid [13C8-PFOS]	2265893-05-6	95.6	1.00	%	E745B/WT	13-Nov-2023	13-Nov-2023	1234941

Please refer to the General Comments section for an explanation of any result qualifiers detected.

Please refer to the Accreditation section for an explanation of analyte accreditations.

Analytical Results

WT2336818-004

Sub-Matrix: **Water** (Matrix: **Water**)

Client sample ID: 23-W044

Client sampling date / time: 06-Nov-2023 12:51

Analyte	CAS Number	Result	LOR	Unit	Method/Lab	Prep Date	Analysis Date	QCLot
Perfluoroalkyl Substances (PFAS)								
Eicosafluoro-3-oxaundecane-1-sulfonic acid, 11-chloro- [11Cl-PF3OUdS]	763051-92-9	<0.020	0.020	µg/L	E745B/WT	13-Nov-2023	13-Nov-2023	1234941
Ethyl perfluorooctanesulfonamide, n- [NEtFOSA]	4151-50-2	<0.025	0.025	µg/L	E745B/WT	13-Nov-2023	13-Nov-2023	1234941
Ethyl perfluorooctanesulfonamidoacetic acid, n- [NEtFOSAA]	2991-50-6	<0.010	0.010	µg/L	E745B/WT	13-Nov-2023	13-Nov-2023	1234941
Ethyl perfluorooctanesulfonamidoethanol, n- [NEtFOSE]	1691-99-2	<0.030	0.030	µg/L	E745B/WT	13-Nov-2023	13-Nov-2023	1234941
Fluorotelomer sulfonic acid, 10:2 [10:2 FTS]	120226-60-0	<0.010	0.010	µg/L	E745B/WT	13-Nov-2023	13-Nov-2023	1234941
Fluorotelomer sulfonic acid, 4:2 [4:2 FTS]	757124-72-4	<0.010	0.010	µg/L	E745B/WT	13-Nov-2023	13-Nov-2023	1234941
Fluorotelomer sulfonic acid, 6:2 [6:2 FTS]	27619-97-2	<0.010	0.010	µg/L	E745B/WT	13-Nov-2023	13-Nov-2023	1234941
Fluorotelomer sulfonic acid, 8:2 [8:2 FTS]	39108-34-4	<0.010	0.010	µg/L	E745B/WT	13-Nov-2023	13-Nov-2023	1234941
Hexadecafluoro-3-oxanonane-1-sulfonic acid, 9-chloro- [9Cl-PF3ONS]	756426-58-1	<0.020	0.020	µg/L	E745B/WT	13-Nov-2023	13-Nov-2023	1234941
Hexafluoropropylene oxide dimer acid [HFPO-DA]	13252-13-6	<0.20	0.20	µg/L	E745B/WT	13-Nov-2023	13-Nov-2023	1234941
Methyl perfluorooctanesulfonamide, n- [NMeFOSA]	31506-32-8	<0.025	0.025	µg/L	E745B/WT	13-Nov-2023	13-Nov-2023	1234941
Methyl perfluorooctanesulfonamidoacetic acid, n- [NMeFOSAA]	2355-31-9	<0.010	0.010	µg/L	E745B/WT	13-Nov-2023	13-Nov-2023	1234941
Methyl perfluorooctanesulfonamidoethanol, n- [NMeFOSE]	24448-09-7	<0.030	0.030	µg/L	E745B/WT	13-Nov-2023	13-Nov-2023	1234941
Perfluorobutanesulfonic acid [PFBS]	375-73-5	<0.010	0.010	µg/L	E745B/WT	13-Nov-2023	13-Nov-2023	1234941
Perfluorobutanoic acid [PFBA]	375-22-4	<0.10	0.10	µg/L	E745B/WT	13-Nov-2023	13-Nov-2023	1234941
Perfluorodecane sulfonic acid [PFDS]	335-77-3	<0.010	0.010	µg/L	E745B/WT	13-Nov-2023	13-Nov-2023	1234941
Perfluorodecanoic acid [PFDA]	335-76-2	<0.010	0.010	µg/L	E745B/WT	13-Nov-2023	13-Nov-2023	1234941
Perfluorododecanoic acid [PFDoA]	307-55-1	<0.010	0.010	µg/L	E745B/WT	13-Nov-2023	13-Nov-2023	1234941
Perfluoroheptanesulfonic acid [PFHpS]	375-92-8	<0.010	0.010	µg/L	E745B/WT	13-Nov-2023	13-Nov-2023	1234941
Perfluoroheptanoic acid [PFHpA]	375-85-9	<0.010	0.010	µg/L	E745B/WT	13-Nov-2023	13-Nov-2023	1234941
Perfluorohexanesulfonic acid [PFHxS]	355-46-4	<0.010	0.010	µg/L	E745B/WT	13-Nov-2023	13-Nov-2023	1234941
Perfluorohexanoic acid [PFHxA]	307-24-4	<0.010	0.010	µg/L	E745B/WT	13-Nov-2023	13-Nov-2023	1234941
Perfluorononanesulfonic acid [PFNS]	68259-12-1	<0.010	0.010	µg/L	E745B/WT	13-Nov-2023	13-Nov-2023	1234941
Perfluorononanoic acid [PFNA]	375-95-1	<0.010	0.010	µg/L	E745B/WT	13-Nov-2023	13-Nov-2023	1234941
Perfluorononanoic acid, 4,8-dioxa-3H- [ADONA]	919005-14-4	<0.010	0.010	µg/L	E745B/WT	13-Nov-2023	13-Nov-2023	1234941
Perfluorooctanesulfonamide [PFOSA]	754-91-6	<0.010	0.010	µg/L	E745B/WT	13-Nov-2023	13-Nov-2023	1234941
Perfluorooctanesulfonic acid [PFOS]	1763-23-1	<0.010	0.010	µg/L	E745B/WT	13-Nov-2023	13-Nov-2023	1234941
Perfluorooctanoic acid [PFOA]	335-67-1	<0.010	0.010	µg/L	E745B/WT	13-Nov-2023	13-Nov-2023	1234941
Perfluoropentanesulfonic acid [PFPeS]	2706-91-4	<0.010	0.010	µg/L	E745B/WT	13-Nov-2023	13-Nov-2023	1234941
Perfluoropentanoic acid [PFPeA]	2706-90-3	<0.010	0.010	µg/L	E745B/WT	13-Nov-2023	13-Nov-2023	1234941
Perfluorotetradecanoic acid [PFTeDA]	376-06-7	<0.025	0.025	µg/L	E745B/WT	13-Nov-2023	13-Nov-2023	1234941
Perfluorotridecanoic acid [PFTrDA]	72629-94-8	<0.0250	0.0250	µg/L	E745B/WT	13-Nov-2023	13-Nov-2023	1234941
Perfluoroundecanoic acid [PFUnA]	2058-94-8	<0.010	0.010	µg/L	E745B/WT	13-Nov-2023	13-Nov-2023	1234941
Perfluoroalkyl Substances (PFAS) Surrogates								
Perfluorooctanesulfonic acid [13C8-PFOS]	2265893-05-6	96.8	1.00	%	E745B/WT	13-Nov-2023	13-Nov-2023	1234941

Please refer to the General Comments section for an explanation of any result qualifiers detected.

Please refer to the Accreditation section for an explanation of analyte accreditations.

Analytical Results

WT2336818-005

Sub-Matrix: **Water**
(Matrix: **Water**)

Client sample ID: 23-W049
Client sampling date / time: 06-Nov-2023 16:30

Analyte	CAS Number	Result	LOR	Unit	Method/Lab	Prep Date	Analysis Date	QCLot
Perfluoroalkyl Substances (PFAS)								
Eicosafluoro-3-oxaundecane-1-sulfonic acid, 11-chloro- [11Cl-PF3OUdS]	763051-92-9	<0.020	0.020	µg/L	E745B/WT	13-Nov-2023	13-Nov-2023	1234941
Ethyl perfluorooctanesulfonamide, n- [NEtFOSA]	4151-50-2	<0.025	0.025	µg/L	E745B/WT	13-Nov-2023	13-Nov-2023	1234941
Ethyl perfluorooctanesulfonamidoacetic acid, n- [NEtFOSAA]	2991-50-6	<0.010	0.010	µg/L	E745B/WT	13-Nov-2023	13-Nov-2023	1234941
Ethyl perfluorooctanesulfonamidoethanol, n- [NEtFOSE]	1691-99-2	<0.030	0.030	µg/L	E745B/WT	13-Nov-2023	13-Nov-2023	1234941
Fluorotelomer sulfonic acid, 10:2 [10:2 FTS]	120226-60-0	<0.010	0.010	µg/L	E745B/WT	13-Nov-2023	13-Nov-2023	1234941
Fluorotelomer sulfonic acid, 4:2 [4:2 FTS]	757124-72-4	<0.010	0.010	µg/L	E745B/WT	13-Nov-2023	13-Nov-2023	1234941
Fluorotelomer sulfonic acid, 6:2 [6:2 FTS]	27619-97-2	<0.010	0.010	µg/L	E745B/WT	13-Nov-2023	13-Nov-2023	1234941
Fluorotelomer sulfonic acid, 8:2 [8:2 FTS]	39108-34-4	<0.010	0.010	µg/L	E745B/WT	13-Nov-2023	13-Nov-2023	1234941
Hexadecafluoro-3-oxanonane-1-sulfonic acid, 9-chloro- [9Cl-PF3ONS]	756426-58-1	<0.020	0.020	µg/L	E745B/WT	13-Nov-2023	13-Nov-2023	1234941
Hexafluoropropylene oxide dimer acid [HFPO-DA]	13252-13-6	<0.20	0.20	µg/L	E745B/WT	13-Nov-2023	13-Nov-2023	1234941
Methyl perfluorooctanesulfonamide, n- [NMeFOSA]	31506-32-8	<0.025	0.025	µg/L	E745B/WT	13-Nov-2023	13-Nov-2023	1234941
Methyl perfluorooctanesulfonamidoacetic acid, n- [NMeFOSAA]	2355-31-9	<0.010	0.010	µg/L	E745B/WT	13-Nov-2023	13-Nov-2023	1234941
Methyl perfluorooctanesulfonamidoethanol, n- [NMeFOSE]	24448-09-7	<0.030	0.030	µg/L	E745B/WT	13-Nov-2023	13-Nov-2023	1234941
Perfluorobutanesulfonic acid [PFBS]	375-73-5	<0.010	0.010	µg/L	E745B/WT	13-Nov-2023	13-Nov-2023	1234941
Perfluorobutanoic acid [PFBA]	375-22-4	<0.10	0.10	µg/L	E745B/WT	13-Nov-2023	13-Nov-2023	1234941
Perfluorodecane sulfonic acid [PFDS]	335-77-3	<0.010	0.010	µg/L	E745B/WT	13-Nov-2023	13-Nov-2023	1234941
Perfluorodecanoic acid [PFDA]	335-76-2	<0.010	0.010	µg/L	E745B/WT	13-Nov-2023	13-Nov-2023	1234941
Perfluorododecanoic acid [PFDoA]	307-55-1	<0.010	0.010	µg/L	E745B/WT	13-Nov-2023	13-Nov-2023	1234941
Perfluoroheptanesulfonic acid [PFHpS]	375-92-8	<0.010	0.010	µg/L	E745B/WT	13-Nov-2023	13-Nov-2023	1234941
Perfluoroheptanoic acid [PFHpA]	375-85-9	0.048	0.010	µg/L	E745B/WT	13-Nov-2023	13-Nov-2023	1234941
Perfluorohexanesulfonic acid [PFHxS]	355-46-4	0.016	0.010	µg/L	E745B/WT	13-Nov-2023	13-Nov-2023	1234941
Perfluorohexanoic acid [PFHxA]	307-24-4	0.082	0.010	µg/L	E745B/WT	13-Nov-2023	13-Nov-2023	1234941
Perfluorononanesulfonic acid [PFNS]	68259-12-1	<0.010	0.010	µg/L	E745B/WT	13-Nov-2023	13-Nov-2023	1234941
Perfluorononanoic acid [PFNA]	375-95-1	<0.010	0.010	µg/L	E745B/WT	13-Nov-2023	13-Nov-2023	1234941
Perfluorononanoic acid, 4,8-dioxa-3H- [ADONA]	919005-14-4	<0.010	0.010	µg/L	E745B/WT	13-Nov-2023	13-Nov-2023	1234941
Perfluorooctanesulfonamide [PFOSA]	754-91-6	<0.010	0.010	µg/L	E745B/WT	13-Nov-2023	13-Nov-2023	1234941
Perfluorooctanesulfonic acid [PFOS]	1763-23-1	<0.010	0.010	µg/L	E745B/WT	13-Nov-2023	13-Nov-2023	1234941
Perfluorooctanoic acid [PFOA]	335-67-1	0.094	0.010	µg/L	E745B/WT	13-Nov-2023	13-Nov-2023	1234941
Perfluoropentanesulfonic acid [PFPeS]	2706-91-4	<0.010	0.010	µg/L	E745B/WT	13-Nov-2023	13-Nov-2023	1234941
Perfluoropentanoic acid [PFPeA]	2706-90-3	0.050	0.010	µg/L	E745B/WT	13-Nov-2023	13-Nov-2023	1234941
Perfluorotetradecanoic acid [PFTeDA]	376-06-7	<0.025	0.025	µg/L	E745B/WT	13-Nov-2023	13-Nov-2023	1234941
Perfluorotridecanoic acid [PFTrDA]	72629-94-8	<0.0250	0.0250	µg/L	E745B/WT	13-Nov-2023	13-Nov-2023	1234941
Perfluoroundecanoic acid [PFUnA]	2058-94-8	<0.010	0.010	µg/L	E745B/WT	13-Nov-2023	13-Nov-2023	1234941
Perfluoroalkyl Substances (PFAS) Surrogates								
Perfluorooctanesulfonic acid [13C8-PFOS]	2265893-05-6	96.4	1.00	%	E745B/WT	13-Nov-2023	13-Nov-2023	1234941

Please refer to the General Comments section for an explanation of any result qualifiers detected.

Please refer to the Accreditation section for an explanation of analyte accreditations.

Analytical Results

WT2336818-006

Sub-Matrix: **Water**
(Matrix: **Water**)

Client sample ID: 23-W050
Client sampling date / time: 06-Nov-2023 16:15

Analyte	CAS Number	Result	LOR	Unit	Method/Lab	Prep Date	Analysis Date	QCLot
Perfluoroalkyl Substances (PFAS)								
Eicosafluoro-3-oxaundecane-1-sulfonic acid, 11-chloro- [11Cl-PF3OUdS]	763051-92-9	<0.020	0.020	µg/L	E745B/WT	13-Nov-2023	13-Nov-2023	1234941
Ethyl perfluorooctanesulfonamide, n- [NEtFOSA]	4151-50-2	<0.025	0.025	µg/L	E745B/WT	13-Nov-2023	13-Nov-2023	1234941
Ethyl perfluorooctanesulfonamidoacetic acid, n- [NEtFOSAA]	2991-50-6	<0.010	0.010	µg/L	E745B/WT	13-Nov-2023	13-Nov-2023	1234941
Ethyl perfluorooctanesulfonamidoethanol, n- [NEtFOSE]	1691-99-2	<0.030	0.030	µg/L	E745B/WT	13-Nov-2023	13-Nov-2023	1234941
Fluorotelomer sulfonic acid, 10:2 [10:2 FTS]	120226-60-0	<0.010	0.010	µg/L	E745B/WT	13-Nov-2023	13-Nov-2023	1234941
Fluorotelomer sulfonic acid, 4:2 [4:2 FTS]	757124-72-4	<0.010	0.010	µg/L	E745B/WT	13-Nov-2023	13-Nov-2023	1234941
Fluorotelomer sulfonic acid, 6:2 [6:2 FTS]	27619-97-2	<0.010	0.010	µg/L	E745B/WT	13-Nov-2023	13-Nov-2023	1234941
Fluorotelomer sulfonic acid, 8:2 [8:2 FTS]	39108-34-4	<0.010	0.010	µg/L	E745B/WT	13-Nov-2023	13-Nov-2023	1234941
Hexadecafluoro-3-oxanonane-1-sulfonic acid, 9-chloro- [9Cl-PF3ONS]	756426-58-1	<0.020	0.020	µg/L	E745B/WT	13-Nov-2023	13-Nov-2023	1234941
Hexafluoropropylene oxide dimer acid [HFPO-DA]	13252-13-6	<0.20	0.20	µg/L	E745B/WT	13-Nov-2023	13-Nov-2023	1234941
Methyl perfluorooctanesulfonamide, n- [NMeFOSA]	31506-32-8	<0.025	0.025	µg/L	E745B/WT	13-Nov-2023	13-Nov-2023	1234941
Methyl perfluorooctanesulfonamidoacetic acid, n- [NMeFOSAA]	2355-31-9	<0.010	0.010	µg/L	E745B/WT	13-Nov-2023	13-Nov-2023	1234941
Methyl perfluorooctanesulfonamidoethanol, n- [NMeFOSE]	24448-09-7	<0.030	0.030	µg/L	E745B/WT	13-Nov-2023	13-Nov-2023	1234941
Perfluorobutanesulfonic acid [PFBS]	375-73-5	<0.010	0.010	µg/L	E745B/WT	13-Nov-2023	13-Nov-2023	1234941
Perfluorobutanoic acid [PFBA]	375-22-4	<0.10	0.10	µg/L	E745B/WT	13-Nov-2023	13-Nov-2023	1234941
Perfluorodecane sulfonic acid [PFDS]	335-77-3	<0.010	0.010	µg/L	E745B/WT	13-Nov-2023	13-Nov-2023	1234941
Perfluorodecanoic acid [PFDA]	335-76-2	<0.010	0.010	µg/L	E745B/WT	13-Nov-2023	13-Nov-2023	1234941
Perfluorododecanoic acid [PFDoA]	307-55-1	<0.010	0.010	µg/L	E745B/WT	13-Nov-2023	13-Nov-2023	1234941
Perfluoroheptanesulfonic acid [PFHpS]	375-92-8	<0.010	0.010	µg/L	E745B/WT	13-Nov-2023	13-Nov-2023	1234941
Perfluoroheptanoic acid [PFHpA]	375-85-9	0.044	0.010	µg/L	E745B/WT	13-Nov-2023	13-Nov-2023	1234941
Perfluorohexanesulfonic acid [PFHxS]	355-46-4	0.022	0.010	µg/L	E745B/WT	13-Nov-2023	13-Nov-2023	1234941
Perfluorohexanoic acid [PFHxA]	307-24-4	0.072	0.010	µg/L	E745B/WT	13-Nov-2023	13-Nov-2023	1234941
Perfluorononanesulfonic acid [PFNS]	68259-12-1	<0.010	0.010	µg/L	E745B/WT	13-Nov-2023	13-Nov-2023	1234941
Perfluorononanoic acid [PFNA]	375-95-1	<0.010	0.010	µg/L	E745B/WT	13-Nov-2023	13-Nov-2023	1234941
Perfluorononanoic acid, 4,8-dioxa-3H- [ADONA]	919005-14-4	<0.010	0.010	µg/L	E745B/WT	13-Nov-2023	13-Nov-2023	1234941
Perfluorooctanesulfonamide [PFOSA]	754-91-6	<0.010	0.010	µg/L	E745B/WT	13-Nov-2023	13-Nov-2023	1234941
Perfluorooctanesulfonic acid [PFOS]	1763-23-1	<0.010	0.010	µg/L	E745B/WT	13-Nov-2023	13-Nov-2023	1234941
Perfluorooctanoic acid [PFOA]	335-67-1	0.122	0.010	µg/L	E745B/WT	13-Nov-2023	13-Nov-2023	1234941
Perfluoropentanesulfonic acid [PFPeS]	2706-91-4	<0.010	0.010	µg/L	E745B/WT	13-Nov-2023	13-Nov-2023	1234941
Perfluoropentanoic acid [PFPeA]	2706-90-3	0.050	0.010	µg/L	E745B/WT	13-Nov-2023	13-Nov-2023	1234941
Perfluorotetradecanoic acid [PFTeDA]	376-06-7	<0.025	0.025	µg/L	E745B/WT	13-Nov-2023	13-Nov-2023	1234941
Perfluorotridecanoic acid [PFTrDA]	72629-94-8	<0.0250	0.0250	µg/L	E745B/WT	13-Nov-2023	13-Nov-2023	1234941
Perfluoroundecanoic acid [PFUnA]	2058-94-8	<0.010	0.010	µg/L	E745B/WT	13-Nov-2023	13-Nov-2023	1234941
Perfluoroalkyl Substances (PFAS) Surrogates								
Perfluorooctanesulfonic acid [13C8-PFOS]	2265893-05-6	95.6	1.00	%	E745B/WT	13-Nov-2023	13-Nov-2023	1234941

Please refer to the General Comments section for an explanation of any result qualifiers detected.

Please refer to the Accreditation section for an explanation of analyte accreditations.

Analytical Results

WT2336818-007

Sub-Matrix: **Water** (Matrix: **Water**)

Client sample ID: 23-W051

Client sampling date / time: 06-Nov-2023 02:15

Analyte	CAS Number	Result	LOR	Unit	Method/Lab	Prep Date	Analysis Date	QCLot
Perfluoroalkyl Substances (PFAS)								
Eicosafluoro-3-oxaundecane-1-sulfonic acid, 11-chloro- [11Cl-PF3OUdS]	763051-92-9	<0.020	0.020	µg/L	E745B/WT	13-Nov-2023	13-Nov-2023	1234941
Ethyl perfluorooctanesulfonamide, n- [NEtFOSA]	4151-50-2	<0.025	0.025	µg/L	E745B/WT	13-Nov-2023	13-Nov-2023	1234941
Ethyl perfluorooctanesulfonamidoacetic acid, n- [NEtFOSAA]	2991-50-6	<0.010	0.010	µg/L	E745B/WT	13-Nov-2023	13-Nov-2023	1234941
Ethyl perfluorooctanesulfonamidoethanol, n- [NEtFOSE]	1691-99-2	<0.030	0.030	µg/L	E745B/WT	13-Nov-2023	13-Nov-2023	1234941
Fluorotelomer sulfonic acid, 10:2 [10:2 FTS]	120226-60-0	<0.010	0.010	µg/L	E745B/WT	13-Nov-2023	13-Nov-2023	1234941
Fluorotelomer sulfonic acid, 4:2 [4:2 FTS]	757124-72-4	<0.010	0.010	µg/L	E745B/WT	13-Nov-2023	13-Nov-2023	1234941
Fluorotelomer sulfonic acid, 6:2 [6:2 FTS]	27619-97-2	<0.010	0.010	µg/L	E745B/WT	13-Nov-2023	13-Nov-2023	1234941
Fluorotelomer sulfonic acid, 8:2 [8:2 FTS]	39108-34-4	<0.010	0.010	µg/L	E745B/WT	13-Nov-2023	13-Nov-2023	1234941
Hexadecafluoro-3-oxanonane-1-sulfonic acid, 9-chloro- [9Cl-PF3ONS]	756426-58-1	<0.020	0.020	µg/L	E745B/WT	13-Nov-2023	13-Nov-2023	1234941
Hexafluoropropylene oxide dimer acid [HFPO-DA]	13252-13-6	<0.20	0.20	µg/L	E745B/WT	13-Nov-2023	13-Nov-2023	1234941
Methyl perfluorooctanesulfonamide, n- [NMeFOSA]	31506-32-8	<0.025	0.025	µg/L	E745B/WT	13-Nov-2023	13-Nov-2023	1234941
Methyl perfluorooctanesulfonamidoacetic acid, n- [NMeFOSAA]	2355-31-9	<0.010	0.010	µg/L	E745B/WT	13-Nov-2023	13-Nov-2023	1234941
Methyl perfluorooctanesulfonamidoethanol, n- [NMeFOSE]	24448-09-7	<0.030	0.030	µg/L	E745B/WT	13-Nov-2023	13-Nov-2023	1234941
Perfluorobutanesulfonic acid [PFBS]	375-73-5	<0.010	0.010	µg/L	E745B/WT	13-Nov-2023	13-Nov-2023	1234941
Perfluorobutanoic acid [PFBA]	375-22-4	<0.10	0.10	µg/L	E745B/WT	13-Nov-2023	13-Nov-2023	1234941
Perfluorodecane sulfonic acid [PFDS]	335-77-3	<0.010	0.010	µg/L	E745B/WT	13-Nov-2023	13-Nov-2023	1234941
Perfluorodecanoic acid [PFDA]	335-76-2	<0.010	0.010	µg/L	E745B/WT	13-Nov-2023	13-Nov-2023	1234941
Perfluorododecanoic acid [PFDoA]	307-55-1	<0.010	0.010	µg/L	E745B/WT	13-Nov-2023	13-Nov-2023	1234941
Perfluoroheptanesulfonic acid [PFHpS]	375-92-8	<0.010	0.010	µg/L	E745B/WT	13-Nov-2023	13-Nov-2023	1234941
Perfluoroheptanoic acid [PFHpA]	375-85-9	<0.010	0.010	µg/L	E745B/WT	13-Nov-2023	13-Nov-2023	1234941
Perfluorohexanesulfonic acid [PFHxS]	355-46-4	<0.010	0.010	µg/L	E745B/WT	13-Nov-2023	13-Nov-2023	1234941
Perfluorohexanoic acid [PFHxA]	307-24-4	<0.010	0.010	µg/L	E745B/WT	13-Nov-2023	13-Nov-2023	1234941
Perfluorononanesulfonic acid [PFNS]	68259-12-1	<0.010	0.010	µg/L	E745B/WT	13-Nov-2023	13-Nov-2023	1234941
Perfluorononanoic acid [PFNA]	375-95-1	<0.010	0.010	µg/L	E745B/WT	13-Nov-2023	13-Nov-2023	1234941
Perfluorononanoic acid, 4,8-dioxa-3H- [ADONA]	919005-14-4	<0.010	0.010	µg/L	E745B/WT	13-Nov-2023	13-Nov-2023	1234941
Perfluorooctanesulfonamide [PFOSA]	754-91-6	<0.010	0.010	µg/L	E745B/WT	13-Nov-2023	13-Nov-2023	1234941
Perfluorooctanesulfonic acid [PFOS]	1763-23-1	<0.010	0.010	µg/L	E745B/WT	13-Nov-2023	13-Nov-2023	1234941
Perfluorooctanoic acid [PFOA]	335-67-1	<0.010	0.010	µg/L	E745B/WT	13-Nov-2023	13-Nov-2023	1234941
Perfluoropentanesulfonic acid [PFPeS]	2706-91-4	<0.010	0.010	µg/L	E745B/WT	13-Nov-2023	13-Nov-2023	1234941
Perfluoropentanoic acid [PFPeA]	2706-90-3	<0.010	0.010	µg/L	E745B/WT	13-Nov-2023	13-Nov-2023	1234941
Perfluorotetradecanoic acid [PFTeDA]	376-06-7	<0.025	0.025	µg/L	E745B/WT	13-Nov-2023	13-Nov-2023	1234941
Perfluorotridecanoic acid [PFTrDA]	72629-94-8	<0.0250	0.0250	µg/L	E745B/WT	13-Nov-2023	13-Nov-2023	1234941
Perfluoroundecanoic acid [PFUnA]	2058-94-8	<0.010	0.010	µg/L	E745B/WT	13-Nov-2023	13-Nov-2023	1234941
Perfluoroalkyl Substances (PFAS) Surrogates								
Perfluorooctanesulfonic acid [13C8-PFOS]	2265893-05-6	96.8	1.00	%	E745B/WT	13-Nov-2023	13-Nov-2023	1234941

Please refer to the General Comments section for an explanation of any result qualifiers detected.

Please refer to the Accreditation section for an explanation of analyte accreditations.

Analytical Results

WT2336818-008

Sub-Matrix: **Water**
(Matrix: **Water**)

Client sample ID: 23-W052
Client sampling date / time: 06-Nov-2023 14:30

Analyte	CAS Number	Result	LOR	Unit	Method/Lab	Prep Date	Analysis Date	QCLot
Perfluoroalkyl Substances (PFAS)								
Eicosafluoro-3-oxaundecane-1-sulfonic acid, 11-chloro- [11Cl-PF3OUdS]	763051-92-9	<0.020	0.020	µg/L	E745B/WT	13-Nov-2023	13-Nov-2023	1234941
Ethyl perfluorooctanesulfonamide, n- [NEtFOSA]	4151-50-2	<0.025	0.025	µg/L	E745B/WT	13-Nov-2023	13-Nov-2023	1234941
Ethyl perfluorooctanesulfonamidoacetic acid, n- [NEtFOSAA]	2991-50-6	<0.010	0.010	µg/L	E745B/WT	13-Nov-2023	13-Nov-2023	1234941
Ethyl perfluorooctanesulfonamidoethanol, n- [NEtFOSE]	1691-99-2	<0.030	0.030	µg/L	E745B/WT	13-Nov-2023	13-Nov-2023	1234941
Fluorotelomer sulfonic acid, 10:2 [10:2 FTS]	120226-60-0	<0.010	0.010	µg/L	E745B/WT	13-Nov-2023	13-Nov-2023	1234941
Fluorotelomer sulfonic acid, 4:2 [4:2 FTS]	757124-72-4	<0.010	0.010	µg/L	E745B/WT	13-Nov-2023	13-Nov-2023	1234941
Fluorotelomer sulfonic acid, 6:2 [6:2 FTS]	27619-97-2	0.082	0.010	µg/L	E745B/WT	13-Nov-2023	13-Nov-2023	1234941
Fluorotelomer sulfonic acid, 8:2 [8:2 FTS]	39108-34-4	<0.010	0.010	µg/L	E745B/WT	13-Nov-2023	13-Nov-2023	1234941
Hexadecafluoro-3-oxanonane-1-sulfonic acid, 9-chloro- [9Cl-PF3ONS]	756426-58-1	<0.020	0.020	µg/L	E745B/WT	13-Nov-2023	13-Nov-2023	1234941
Hexafluoropropylene oxide dimer acid [HFPO-DA]	13252-13-6	<0.20	0.20	µg/L	E745B/WT	13-Nov-2023	13-Nov-2023	1234941
Methyl perfluorooctanesulfonamide, n- [NMeFOSA]	31506-32-8	<0.025	0.025	µg/L	E745B/WT	13-Nov-2023	13-Nov-2023	1234941
Methyl perfluorooctanesulfonamidoacetic acid, n- [NMeFOSAA]	2355-31-9	<0.010	0.010	µg/L	E745B/WT	13-Nov-2023	13-Nov-2023	1234941
Methyl perfluorooctanesulfonamidoethanol, n- [NMeFOSE]	24448-09-7	<0.030	0.030	µg/L	E745B/WT	13-Nov-2023	13-Nov-2023	1234941
Perfluorobutanesulfonic acid [PFBS]	375-73-5	<0.010	0.010	µg/L	E745B/WT	13-Nov-2023	13-Nov-2023	1234941
Perfluorobutanoic acid [PFBA]	375-22-4	<0.10	0.10	µg/L	E745B/WT	13-Nov-2023	13-Nov-2023	1234941
Perfluorodecane sulfonic acid [PFDS]	335-77-3	<0.010	0.010	µg/L	E745B/WT	13-Nov-2023	13-Nov-2023	1234941
Perfluorodecanoic acid [PFDA]	335-76-2	<0.010	0.010	µg/L	E745B/WT	13-Nov-2023	13-Nov-2023	1234941
Perfluorododecanoic acid [PFDoA]	307-55-1	<0.010	0.010	µg/L	E745B/WT	13-Nov-2023	13-Nov-2023	1234941
Perfluoroheptanesulfonic acid [PFHpS]	375-92-8	<0.010	0.010	µg/L	E745B/WT	13-Nov-2023	13-Nov-2023	1234941
Perfluoroheptanoic acid [PFHpA]	375-85-9	<0.010	0.010	µg/L	E745B/WT	13-Nov-2023	13-Nov-2023	1234941
Perfluorohexanesulfonic acid [PFHxS]	355-46-4	<0.010	0.010	µg/L	E745B/WT	13-Nov-2023	13-Nov-2023	1234941
Perfluorohexanoic acid [PFHxA]	307-24-4	<0.010	0.010	µg/L	E745B/WT	13-Nov-2023	13-Nov-2023	1234941
Perfluorononanesulfonic acid [PFNS]	68259-12-1	<0.010	0.010	µg/L	E745B/WT	13-Nov-2023	13-Nov-2023	1234941
Perfluorononanoic acid [PFNA]	375-95-1	<0.010	0.010	µg/L	E745B/WT	13-Nov-2023	13-Nov-2023	1234941
Perfluorononanoic acid, 4,8-dioxa-3H- [ADONA]	919005-14-4	<0.010	0.010	µg/L	E745B/WT	13-Nov-2023	13-Nov-2023	1234941
Perfluorooctanesulfonamide [PFOSA]	754-91-6	<0.010	0.010	µg/L	E745B/WT	13-Nov-2023	13-Nov-2023	1234941
Perfluorooctanesulfonic acid [PFOS]	1763-23-1	<0.010	0.010	µg/L	E745B/WT	13-Nov-2023	13-Nov-2023	1234941
Perfluorooctanoic acid [PFOA]	335-67-1	<0.010	0.010	µg/L	E745B/WT	13-Nov-2023	13-Nov-2023	1234941
Perfluoropentanesulfonic acid [PFPeS]	2706-91-4	<0.010	0.010	µg/L	E745B/WT	13-Nov-2023	13-Nov-2023	1234941
Perfluoropentanoic acid [PFPeA]	2706-90-3	<0.010	0.010	µg/L	E745B/WT	13-Nov-2023	13-Nov-2023	1234941
Perfluorotetradecanoic acid [PFTeDA]	376-06-7	<0.025	0.025	µg/L	E745B/WT	13-Nov-2023	13-Nov-2023	1234941
Perfluorotridecanoic acid [PFTrDA]	72629-94-8	<0.0250	0.0250	µg/L	E745B/WT	13-Nov-2023	13-Nov-2023	1234941
Perfluoroundecanoic acid [PFUnA]	2058-94-8	<0.010	0.010	µg/L	E745B/WT	13-Nov-2023	13-Nov-2023	1234941
Perfluoroalkyl Substances (PFAS) Surrogates								
Perfluorooctanesulfonic acid [13C8-PFOS]	2265893-05-6	101	1.00	%	E745B/WT	13-Nov-2023	13-Nov-2023	1234941

Please refer to the General Comments section for an explanation of any result qualifiers detected.

Please refer to the Accreditation section for an explanation of analyte accreditations.

Analytical Results

WT2336818-009

Sub-Matrix: **Water**
(Matrix: **Water**)

Client sample ID: 23-W053
Client sampling date / time: 06-Nov-2023 14:30

Analyte	CAS Number	Result	LOR	Unit	Method/Lab	Prep Date	Analysis Date	QCLot
Perfluoroalkyl Substances (PFAS)								
Eicosafluoro-3-oxaundecane-1-sulfonic acid, 11-chloro- [11Cl-PF3OUdS]	763051-92-9	<0.020	0.020	µg/L	E745B/WT	13-Nov-2023	13-Nov-2023	1234941
Ethyl perfluorooctanesulfonamide, n- [NEtFOSA]	4151-50-2	<0.025	0.025	µg/L	E745B/WT	13-Nov-2023	13-Nov-2023	1234941
Ethyl perfluorooctanesulfonamidoacetic acid, n- [NEtFOSAA]	2991-50-6	<0.010	0.010	µg/L	E745B/WT	13-Nov-2023	13-Nov-2023	1234941
Ethyl perfluorooctanesulfonamidoethanol, n- [NEtFOSE]	1691-99-2	<0.030	0.030	µg/L	E745B/WT	13-Nov-2023	13-Nov-2023	1234941
Fluorotelomer sulfonic acid, 10:2 [10:2 FTS]	120226-60-0	<0.010	0.010	µg/L	E745B/WT	13-Nov-2023	13-Nov-2023	1234941
Fluorotelomer sulfonic acid, 4:2 [4:2 FTS]	757124-72-4	<0.010	0.010	µg/L	E745B/WT	13-Nov-2023	13-Nov-2023	1234941
Fluorotelomer sulfonic acid, 6:2 [6:2 FTS]	27619-97-2	0.070	0.010	µg/L	E745B/WT	13-Nov-2023	13-Nov-2023	1234941
Fluorotelomer sulfonic acid, 8:2 [8:2 FTS]	39108-34-4	<0.010	0.010	µg/L	E745B/WT	13-Nov-2023	13-Nov-2023	1234941
Hexadecafluoro-3-oxanonane-1-sulfonic acid, 9-chloro- [9Cl-PF3ONS]	756426-58-1	<0.020	0.020	µg/L	E745B/WT	13-Nov-2023	13-Nov-2023	1234941
Hexafluoropropylene oxide dimer acid [HFPO-DA]	13252-13-6	<0.20	0.20	µg/L	E745B/WT	13-Nov-2023	13-Nov-2023	1234941
Methyl perfluorooctanesulfonamide, n- [NMeFOSA]	31506-32-8	<0.025	0.025	µg/L	E745B/WT	13-Nov-2023	13-Nov-2023	1234941
Methyl perfluorooctanesulfonamidoacetic acid, n- [NMeFOSAA]	2355-31-9	<0.010	0.010	µg/L	E745B/WT	13-Nov-2023	13-Nov-2023	1234941
Methyl perfluorooctanesulfonamidoethanol, n- [NMeFOSE]	24448-09-7	<0.030	0.030	µg/L	E745B/WT	13-Nov-2023	13-Nov-2023	1234941
Perfluorobutanesulfonic acid [PFBS]	375-73-5	<0.010	0.010	µg/L	E745B/WT	13-Nov-2023	13-Nov-2023	1234941
Perfluorobutanoic acid [PFBA]	375-22-4	<0.10	0.10	µg/L	E745B/WT	13-Nov-2023	13-Nov-2023	1234941
Perfluorodecane sulfonic acid [PFDS]	335-77-3	<0.010	0.010	µg/L	E745B/WT	13-Nov-2023	13-Nov-2023	1234941
Perfluorodecanoic acid [PFDA]	335-76-2	<0.010	0.010	µg/L	E745B/WT	13-Nov-2023	13-Nov-2023	1234941
Perfluorododecanoic acid [PFDoA]	307-55-1	<0.010	0.010	µg/L	E745B/WT	13-Nov-2023	13-Nov-2023	1234941
Perfluoroheptanesulfonic acid [PFHpS]	375-92-8	<0.010	0.010	µg/L	E745B/WT	13-Nov-2023	13-Nov-2023	1234941
Perfluoroheptanoic acid [PFHpA]	375-85-9	<0.010	0.010	µg/L	E745B/WT	13-Nov-2023	13-Nov-2023	1234941
Perfluorohexanesulfonic acid [PFHxS]	355-46-4	<0.010	0.010	µg/L	E745B/WT	13-Nov-2023	13-Nov-2023	1234941
Perfluorohexanoic acid [PFHxA]	307-24-4	<0.010	0.010	µg/L	E745B/WT	13-Nov-2023	13-Nov-2023	1234941
Perfluorononanesulfonic acid [PFNS]	68259-12-1	<0.010	0.010	µg/L	E745B/WT	13-Nov-2023	13-Nov-2023	1234941
Perfluorononanoic acid [PFNA]	375-95-1	<0.010	0.010	µg/L	E745B/WT	13-Nov-2023	13-Nov-2023	1234941
Perfluorononanoic acid, 4,8-dioxa-3H- [ADONA]	919005-14-4	<0.010	0.010	µg/L	E745B/WT	13-Nov-2023	13-Nov-2023	1234941
Perfluorooctanesulfonamide [PFOSA]	754-91-6	<0.010	0.010	µg/L	E745B/WT	13-Nov-2023	13-Nov-2023	1234941
Perfluorooctanesulfonic acid [PFOS]	1763-23-1	<0.010	0.010	µg/L	E745B/WT	13-Nov-2023	13-Nov-2023	1234941
Perfluorooctanoic acid [PFOA]	335-67-1	<0.010	0.010	µg/L	E745B/WT	13-Nov-2023	13-Nov-2023	1234941
Perfluoropentanesulfonic acid [PFPeS]	2706-91-4	<0.010	0.010	µg/L	E745B/WT	13-Nov-2023	13-Nov-2023	1234941
Perfluoropentanoic acid [PFPeA]	2706-90-3	<0.010	0.010	µg/L	E745B/WT	13-Nov-2023	13-Nov-2023	1234941
Perfluorotetradecanoic acid [PFTeDA]	376-06-7	<0.025	0.025	µg/L	E745B/WT	13-Nov-2023	13-Nov-2023	1234941
Perfluorotridecanoic acid [PFTrDA]	72629-94-8	<0.0250	0.0250	µg/L	E745B/WT	13-Nov-2023	13-Nov-2023	1234941
Perfluoroundecanoic acid [PFUnA]	2058-94-8	<0.010	0.010	µg/L	E745B/WT	13-Nov-2023	13-Nov-2023	1234941
Perfluoroalkyl Substances (PFAS) Surrogates								
Perfluorooctanesulfonic acid [13C8-PFOS]	2265893-05-6	92.4	1.00	%	E745B/WT	13-Nov-2023	13-Nov-2023	1234941

Please refer to the General Comments section for an explanation of any result qualifiers detected.

Please refer to the Accreditation section for an explanation of analyte accreditations.

Analytical Results

WT2336818-010

Sub-Matrix: **Water**
(Matrix: **Water**)

Client sample ID: 23-W061
Client sampling date / time: 07-Nov-2023 15:30

Analyte	CAS Number	Result	LOR	Unit	Method/Lab	Prep Date	Analysis Date	QCLot
Perfluoroalkyl Substances (PFAS)								
Eicosafluoro-3-oxaundecane-1-sulfonic acid, 11-chloro- [11Cl-PF3OUdS]	763051-92-9	<0.020	0.020	µg/L	E745B/WT	13-Nov-2023	13-Nov-2023	1234941
Ethyl perfluorooctanesulfonamide, n- [NEtFOSA]	4151-50-2	<0.025	0.025	µg/L	E745B/WT	13-Nov-2023	13-Nov-2023	1234941
Ethyl perfluorooctanesulfonamidoacetic acid, n- [NEtFOSAA]	2991-50-6	<0.010	0.010	µg/L	E745B/WT	13-Nov-2023	13-Nov-2023	1234941
Ethyl perfluorooctanesulfonamidoethanol, n- [NEtFOSE]	1691-99-2	<0.030	0.030	µg/L	E745B/WT	13-Nov-2023	13-Nov-2023	1234941
Fluorotelomer sulfonic acid, 10:2 [10:2 FTS]	120226-60-0	<0.010	0.010	µg/L	E745B/WT	13-Nov-2023	13-Nov-2023	1234941
Fluorotelomer sulfonic acid, 4:2 [4:2 FTS]	757124-72-4	<0.010	0.010	µg/L	E745B/WT	13-Nov-2023	13-Nov-2023	1234941
Fluorotelomer sulfonic acid, 6:2 [6:2 FTS]	27619-97-2	<0.010	0.010	µg/L	E745B/WT	13-Nov-2023	13-Nov-2023	1234941
Fluorotelomer sulfonic acid, 8:2 [8:2 FTS]	39108-34-4	<0.010	0.010	µg/L	E745B/WT	13-Nov-2023	13-Nov-2023	1234941
Hexadecafluoro-3-oxanonane-1-sulfonic acid, 9-chloro- [9Cl-PF3ONS]	756426-58-1	<0.020	0.020	µg/L	E745B/WT	13-Nov-2023	13-Nov-2023	1234941
Hexafluoropropylene oxide dimer acid [HFPO-DA]	13252-13-6	<0.20	0.20	µg/L	E745B/WT	13-Nov-2023	13-Nov-2023	1234941
Methyl perfluorooctanesulfonamide, n- [NMeFOSA]	31506-32-8	<0.025	0.025	µg/L	E745B/WT	13-Nov-2023	13-Nov-2023	1234941
Methyl perfluorooctanesulfonamidoacetic acid, n- [NMeFOSAA]	2355-31-9	<0.010	0.010	µg/L	E745B/WT	13-Nov-2023	13-Nov-2023	1234941
Methyl perfluorooctanesulfonamidoethanol, n- [NMeFOSE]	24448-09-7	<0.030	0.030	µg/L	E745B/WT	13-Nov-2023	13-Nov-2023	1234941
Perfluorobutanesulfonic acid [PFBS]	375-73-5	<0.010	0.010	µg/L	E745B/WT	13-Nov-2023	13-Nov-2023	1234941
Perfluorobutanoic acid [PFBA]	375-22-4	<0.10	0.10	µg/L	E745B/WT	13-Nov-2023	13-Nov-2023	1234941
Perfluorodecane sulfonic acid [PFDS]	335-77-3	<0.010	0.010	µg/L	E745B/WT	13-Nov-2023	13-Nov-2023	1234941
Perfluorodecanoic acid [PFDA]	335-76-2	<0.010	0.010	µg/L	E745B/WT	13-Nov-2023	13-Nov-2023	1234941
Perfluorododecanoic acid [PFDoA]	307-55-1	<0.010	0.010	µg/L	E745B/WT	13-Nov-2023	13-Nov-2023	1234941
Perfluoroheptanesulfonic acid [PFHpS]	375-92-8	<0.010	0.010	µg/L	E745B/WT	13-Nov-2023	13-Nov-2023	1234941
Perfluoroheptanoic acid [PFHpA]	375-85-9	<0.010	0.010	µg/L	E745B/WT	13-Nov-2023	13-Nov-2023	1234941
Perfluorohexanesulfonic acid [PFHxS]	355-46-4	<0.010	0.010	µg/L	E745B/WT	13-Nov-2023	13-Nov-2023	1234941
Perfluorohexanoic acid [PFHxA]	307-24-4	<0.010	0.010	µg/L	E745B/WT	13-Nov-2023	13-Nov-2023	1234941
Perfluorononanesulfonic acid [PFNS]	68259-12-1	<0.010	0.010	µg/L	E745B/WT	13-Nov-2023	13-Nov-2023	1234941
Perfluorononanoic acid [PFNA]	375-95-1	<0.010	0.010	µg/L	E745B/WT	13-Nov-2023	13-Nov-2023	1234941
Perfluorononanoic acid, 4,8-dioxa-3H- [ADONA]	919005-14-4	<0.010	0.010	µg/L	E745B/WT	13-Nov-2023	13-Nov-2023	1234941
Perfluorooctanesulfonamide [PFOSA]	754-91-6	<0.010	0.010	µg/L	E745B/WT	13-Nov-2023	13-Nov-2023	1234941
Perfluorooctanesulfonic acid [PFOS]	1763-23-1	<0.010	0.010	µg/L	E745B/WT	13-Nov-2023	13-Nov-2023	1234941
Perfluorooctanoic acid [PFOA]	335-67-1	<0.010	0.010	µg/L	E745B/WT	13-Nov-2023	13-Nov-2023	1234941
Perfluoropentanesulfonic acid [PFPeS]	2706-91-4	<0.010	0.010	µg/L	E745B/WT	13-Nov-2023	13-Nov-2023	1234941
Perfluoropentanoic acid [PFPeA]	2706-90-3	<0.010	0.010	µg/L	E745B/WT	13-Nov-2023	13-Nov-2023	1234941
Perfluorotetradecanoic acid [PFTeDA]	376-06-7	<0.025	0.025	µg/L	E745B/WT	13-Nov-2023	13-Nov-2023	1234941
Perfluorotridecanoic acid [PFTrDA]	72629-94-8	<0.0250	0.0250	µg/L	E745B/WT	13-Nov-2023	13-Nov-2023	1234941
Perfluoroundecanoic acid [PFUnA]	2058-94-8	<0.010	0.010	µg/L	E745B/WT	13-Nov-2023	13-Nov-2023	1234941
Perfluoroalkyl Substances (PFAS) Surrogates								
Perfluorooctanesulfonic acid [13C8-PFOS]	2265893-05-6	101	1.00	%	E745B/WT	13-Nov-2023	13-Nov-2023	1234941

Please refer to the General Comments section for an explanation of any result qualifiers detected.

Please refer to the Accreditation section for an explanation of analyte accreditations.

ALS Canada Ltd.

right solutions.
right partner.

QUALITY CONTROL INTERPRETIVE REPORT

Work Order	: **WT2336818**	Page	: 1 of 6
Client	: **Malroz Engineering Inc.**	Laboratory	: ALS Environmental - Waterloo
Contact	: Adam Superville	Account Manager	: Costas Farassoglou
Address	: 2nd floor - 308 Wellington Street Kingston ON Canada K7K 7A8	Address	: 60 Northland Road, Unit 1 Waterloo, Ontario Canada N2V 2B8
Telephone	: ----	Telephone	: 613 225 8279
Project	: 1037	Date Samples Received	: 10-Nov-2023 08:40
PO	: ----	Issue Date	: 14-Nov-2023 20:55
C-O-C number	: 20-1084310		
Sampler	: CLIENT		
Site	: ----		
Quote number	: Standing Offer 2022-2024		
No. of samples received	: 10		
No. of samples analysed	: 10		

This report is automatically generated by the ALS LIMS (Laboratory Information Management System) through evaluation of Quality Control (QC) results and other QA parameters associated with this submission, and is intended to facilitate rapid data validation by auditors or reviewers. The report highlights any exceptions and outliers to ALS Data Quality Objectives, provides holding time details and exceptions, summarizes QC sample frequencies, and lists applicable methodology references and summaries.

Key

Anonymous: Refers to samples which are not part of this work order, but which formed part of the QC process lot.
CAS Number: Chemical Abstracts Service number is a unique identifier assigned to discrete substances.
DQO: Data Quality Objective.
LOR: Limit of Reporting (detection limit).
RPD: Relative Percent Difference.

Workorder Comments

Holding times are displayed as "---" if no guidance exists from CCME, Canadian provinces, or broadly recognized international references.

Summary of Outliers

Outliers : Quality Control Samples

- No Method Blank value outliers occur.
- No Duplicate outliers occur.
- No Laboratory Control Sample (LCS) outliers occur
- No Matrix Spike outliers occur.
- No Test sample Surrogate recovery outliers exist.

Outliers: Reference Material (RM) Samples

- No Reference Material (RM) Sample outliers occur.

Outliers : Analysis Holding Time Compliance (Breaches)

- No Analysis Holding Time Outliers exist.

Outliers : Frequency of Quality Control Samples

- No Quality Control Sample Frequency Outliers occur.

Analysis Holding Time Compliance

This report summarizes extraction / preparation and analysis times and compares each with ALS recommended holding times, which are selected to meet known provincial and /or federal requirements. In the absence of regulatory hold times, ALS establishes recommendations based on guidelines published by organizations such as CCME, US EPA, APHA Standard Methods, ASTM, or Environment Canada (where available). Dates and holding times reported below represent the first dates of extraction or analysis. If subsequent tests or dilutions exceeded holding times, qualifiers are added (refer to COA).

If samples are identified below as having been analyzed or extracted outside of recommended holding times, measurement uncertainties may be increased, and this should be taken into consideration when interpreting results.

Where actual sampling date is not provided on the chain of custody, the date of receipt with time at 00:00 is used for calculation purposes.

Where only the sample date without time is provided on the chain of custody, the sampling date at 00:00 is used for calculation purposes.

Matrix: **Water**

Evaluation: × = Holding time exceedance ; ✓ = Within Holding Time

Analyte Group : Analytical Method / Container / Client Sample ID(s)	Method	Sampling Date	Extraction / Preparation				Analysis			
			Preparation Date	Holding Times Rec	Holding Times Actual	Eval	Analysis Date	Holding Times Rec	Holding Times Actual	Eval
Perfluoroalkyl Substances (PFAS) : PFAS in Water by LC-MS-MS										
HDPE - LCMS 23-W041	E745B	07-Nov-2023	13-Nov-2023	28 days	6 days	✓	13-Nov-2023	28 days	6 days	✓
Perfluoroalkyl Substances (PFAS) : PFAS in Water by LC-MS-MS										
HDPE - LCMS 23-W061	E745B	07-Nov-2023	13-Nov-2023	28 days	6 days	✓	13-Nov-2023	28 days	6 days	✓
Perfluoroalkyl Substances (PFAS) : PFAS in Water by LC-MS-MS										
HDPE - LCMS 23-W037	E745B	06-Nov-2023	13-Nov-2023	28 days	7 days	✓	13-Nov-2023	28 days	7 days	✓
Perfluoroalkyl Substances (PFAS) : PFAS in Water by LC-MS-MS										
HDPE - LCMS 23-W040	E745B	06-Nov-2023	13-Nov-2023	28 days	7 days	✓	13-Nov-2023	28 days	7 days	✓
Perfluoroalkyl Substances (PFAS) : PFAS in Water by LC-MS-MS										
HDPE - LCMS 23-W044	E745B	06-Nov-2023	13-Nov-2023	28 days	7 days	✓	13-Nov-2023	28 days	7 days	✓
Perfluoroalkyl Substances (PFAS) : PFAS in Water by LC-MS-MS										
HDPE - LCMS 23-W049	E745B	06-Nov-2023	13-Nov-2023	28 days	7 days	✓	13-Nov-2023	28 days	7 days	✓
Perfluoroalkyl Substances (PFAS) : PFAS in Water by LC-MS-MS										
HDPE - LCMS 23-W050	E745B	06-Nov-2023	13-Nov-2023	28 days	7 days	✓	13-Nov-2023	28 days	7 days	✓

Matrix: **Water**

Evaluation: × = Holding time exceedance ; ✓ = Within Holding Time

Analyte Group : Analytical Method / Container / Client Sample ID(s)	Method	Sampling Date	Extraction / Preparation				Analysis			
			Preparation Date	Holding Times Rec	Holding Times Actual	Eval	Analysis Date	Holding Times Rec	Holding Times Actual	Eval
Perfluoroalkyl Substances (PFAS) : PFAS in Water by LC-MS-MS										
HDPE - LCMS										
23-W052	E745B	06-Nov-2023	13-Nov-2023	28 days	7 days	✓	13-Nov-2023	28 days	7 days	✓
Perfluoroalkyl Substances (PFAS) : PFAS in Water by LC-MS-MS										
HDPE - LCMS										
23-W053	E745B	06-Nov-2023	13-Nov-2023	28 days	7 days	✓	13-Nov-2023	28 days	7 days	✓
Perfluoroalkyl Substances (PFAS) : PFAS in Water by LC-MS-MS										
HDPE - LCMS										
23-W051	E745B	06-Nov-2023	13-Nov-2023	28 days	7 days	✓	13-Nov-2023	28 days	8 days	✓

Legend & Qualifier Definitions

Rec. HT: ALS recommended hold time (see units).

Quality Control Parameter Frequency Compliance

The following report summarizes the frequency of laboratory QC samples analyzed within the analytical batches (QC lots) in which the submitted samples were processed. The actual frequency should be greater than or equal to the expected frequency.

Matrix: **Water**

Evaluation: × = *QC frequency outside specification*; ✓ = *QC frequency within specification.*

Quality Control Sample Type			Count		Frequency (%)		
Analytical Methods	*Method*	*QC Lot #*	*QC*	*Regular*	*Actual*	*Expected*	*Evaluation*
Laboratory Duplicates (DUP)							
PFAS in Water by LC-MS-MS	E745B	1234941	1	11	9.0	5.0	✓
Laboratory Control Samples (LCS)							
PFAS in Water by LC-MS-MS	E745B	1234941	1	11	9.0	5.0	✓
Method Blanks (MB)							
PFAS in Water by LC-MS-MS	E745B	1234941	1	11	9.0	5.0	✓
Matrix Spikes (MS)							
PFAS in Water by LC-MS-MS	E745B	1234941	1	11	9.0	5.0	✓

Methodology References and Summaries

The analytical methods used by ALS are developed using internationally recognized reference methods (where available), such as those published by US EPA, APHA Standard Methods, ASTM, ISO, Environment Canada, BC MOE, and Ontario MOE. Reference methods may incorporate modifications to improve performance (indicated by “mod”).

Analytical Methods	Method / Lab	Matrix	Method Reference	Method Descriptions
PFAS in Water by LC-MS-MS	E745B ALS Environmental - Waterloo	Water	MECP E3533	An aliquot of water is analyzed for PFAs by direct injection LC/MS/MS

Preparation Methods	Method / Lab	Matrix	Method Reference	Method Descriptions
Preparation of PFAS in Water by Direct Injection	EP745 ALS Environmental - Waterloo	Water	MECP E3533	An aliquot of water is analyzed for PFAs by direct injection LC/MS/MS

ALS Canada Ltd.

right solutions.
right partner.

QUALITY CONTROL REPORT

Work Order	: **WT2336818**	Page	: 1 of 10
Client	: Malroz Engineering Inc.	Laboratory	: ALS Environmental - Waterloo
Contact	: Adam Superville	Account Manager	: Costas Farassoglou
Address	: 2nd floor - 308 Wellington Street Kingston ON Canada K7K 7A8	Address	: 60 Northland Road, Unit 1 Waterloo, Ontario Canada N2V 2B8
Telephone	:	Telephone	: 613 225 8279
Project	: 1037	Date Samples Received	: 10-Nov-2023 08:40
PO	: ----	Date Analysis Commenced	: 13-Nov-2023
C-O-C number	: 20-1084310	Issue Date	: 14-Nov-2023 20:55
Sampler	: CLIENT ----		
Site	: ----		
Quote number	: Standing Offer 2022-2024		
No. of samples received	: 10		
No. of samples analysed	: 10		

This report supersedes any previous report(s) with this reference. Results apply to the sample(s) as submitted. This document shall not be reproduced, except in full.

This Quality Control Report contains the following information:

- Laboratory Duplicate (DUP) Report; Relative Percent Difference (RPD) and Data Quality Objectives
- Matrix Spike (MS) Report; Recovery and Data Quality Objectives
- Method Blank (MB) Report; Recovery and Data Quality Objectives
- Laboratory Control Sample (LCS) Report; Recovery and Data Quality Objectives

Signatories

This document has been electronically signed by the authorized signatories below. Electronic signing is conducted in accordance with US FDA 21 CFR Part 11.

Signatories	*Position*	*Laboratory Department*
Sanja Risticevic	Department Manager - LCMS	Waterloo LCMS, Waterloo, Ontario

General Comments

The ALS Quality Control (QC) report is optionally provided to ALS clients upon request. ALS test methods include comprehensive QC checks with every analysis to ensure our high standards of quality are met. Each QC result has a known or expected target value, which is compared against predetermined Data Quality Objectives (DQOs) to provide confidence in the accuracy of associated test results. This report contains detailed results for all QC results applicable to this sample submission. Please refer to the ALS Quality Control Interpretation report (QCI) for applicable method references and methodology summaries.

Key :

Anonymous = Refers to samples which are not part of this work order, but which formed part of the QC process lot.
CAS Number = Chemical Abstracts Service number is a unique identifier assigned to discrete substances.
DQO = Data Quality Objective.
LOR = Limit of Reporting (detection limit).
RPD = Relative Percent Difference
# = Indicates a QC result that did not meet the ALS DQO.

Workorder Comments

Holding times are displayed as "---" if no guidance exists from CCME, Canadian provinces, or broadly recognized international references.

Laboratory Duplicate (DUP) Report

A Laboratory Duplicate (DUP) is a randomly selected intralaboratory replicate sample. Laboratory Duplicates provide information regarding method precision and sample heterogeneity. ALS DQOs for Laboratory Duplicates are expressed as test-specific limits for Relative Percent Difference (RPD), or as an absolute difference limit of 2 times the LOR for low concentration duplicates within ~ 4-10 times the LOR (cut-off is test-specific).

Sub-Matrix: **Water**

					Laboratory Duplicate (DUP) Report						
Laboratory sample ID	*Client sample ID*	*Analyte*	*CAS Number*	*Method*	*LOR*	*Unit*	*Original Result*	*Duplicate Result*	*RPD(%) or Difference*	*Duplicate Limits*	*Qualifier*
Perfluoroalkyl Substances (PFAS) (QC Lot: 1234941)											
WP2329137-001	Anonymous	Eicosafluoro-3-oxaundecane-1-sulfonic acid, 11-chloro- [11Cl-PF3OUdS]	763051-92-9	E745B	0.020	µg/L	<0.020	<0.020	0	Diff <2x LOR	----
		Ethyl perfluorooctanesulfonamide, n- [NEtFOSA]	4151-50-2	E745B	0.025	µg/L	<0.025	<0.025	0	Diff <2x LOR	----
		Ethyl perfluorooctanesulfonamido acetic acid, n- [NEtFOSAA]	2991-50-6	E745B	0.010	µg/L	<0.010	<0.010	0	Diff <2x LOR	----
		Ethyl perfluorooctanesulfonamido ethanol, n- [NEtFOSE]	1691-99-2	E745B	0.030	µg/L	<0.030	<0.030	0	Diff <2x LOR	----
		Fluorotelomer sulfonic acid, 10:2 [10:2 FTS]	120226-60-0	E745B	0.010	µg/L	<0.010	<0.010	0	Diff <2x LOR	----
		Fluorotelomer sulfonic acid, 4:2 [4:2 FTS]	757124-72-4	E745B	0.010	µg/L	<0.010	<0.010	0	Diff <2x LOR	----
		Fluorotelomer sulfonic acid, 6:2 [6:2 FTS]	27619-97-2	E745B	0.010	µg/L	<0.010	<0.010	0	Diff <2x LOR	----
		Fluorotelomer sulfonic acid, 8:2 [8:2 FTS]	39108-34-4	E745B	0.010	µg/L	<0.010	<0.010	0	Diff <2x LOR	----
		Hexadecafluoro-3-oxanonane-1-sulfonic acid, 9-chloro- [9Cl-PF3ONS]	756426-58-1	E745B	0.020	µg/L	<0.020	<0.020	0	Diff <2x LOR	----
		Hexafluoropropylene oxide dimer acid [HFPO-DA]	13252-13-6	E745B	0.20	µg/L	<0.20	<0.20	0	Diff <2x LOR	----
		Methyl perfluorooctanesulfonamide, n- [NMeFOSA]	31506-32-8	E745B	0.025	µg/L	<0.025	<0.025	0	Diff <2x LOR	----
		Methyl perfluorooctanesulfonamido acetic acid, n- [NMeFOSAA]	2355-31-9	E745B	0.010	µg/L	<0.010	<0.010	0	Diff <2x LOR	----
		Methyl perfluorooctanesulfonamido ethanol, n- [NMeFOSE]	24448-09-7	E745B	0.030	µg/L	<0.030	<0.030	0	Diff <2x LOR	----
		Perfluorobutanesulfonic acid [PFBS]	375-73-5	E745B	0.010	µg/L	<0.010	<0.010	0	Diff <2x LOR	----
		Perfluorobutanoic acid [PFBA]	375-22-4	E745B	0.10	µg/L	<0.10	<0.10	0	Diff <2x LOR	----
		Perfluorodecane sulfonic acid [PFDS]	335-77-3	E745B	0.010	µg/L	<0.010	<0.010	0	Diff <2x LOR	----
		Perfluorodecanoic acid [PFDA]	335-76-2	E745B	0.010	µg/L	<0.010	<0.010	0	Diff <2x LOR	----
		Perfluorododecanoic acid [PFDoA]	307-55-1	E745B	0.010	µg/L	<0.010	<0.010	0	Diff <2x LOR	----
		Perfluoroheptanesulfonic acid [PFHpS]	375-92-8	E745B	0.010	µg/L	<0.010	<0.010	0	Diff <2x LOR	----

Sub-Matrix: **Water**

Laboratory sample ID	Client sample ID	Analyte	CAS Number	Method	Laboratory Duplicate (DUP) Report						
					LOR	Unit	Original Result	Duplicate Result	RPD(%) or Difference	Duplicate Limits	Qualifier
Perfluoroalkyl Substances (PFAS) (QC Lot: 1234941) - continued											
WP2329137-001	Anonymous	Perfluoroheptanoic acid [PFHpA]	375-85-9	E745B	0.010	µg/L	<0.010	<0.010	0	Diff <2x LOR	----
		Perfluorohexanesulfonic acid [PFHxS]	355-46-4	E745B	0.010	µg/L	<0.010	<0.010	0	Diff <2x LOR	----
		Perfluorohexanoic acid [PFHxA]	307-24-4	E745B	0.010	µg/L	<0.010	<0.010	0	Diff <2x LOR	----
		Perfluorononanesulfonic acid [PFNS]	68259-12-1	E745B	0.010	µg/L	<0.010	<0.010	0	Diff <2x LOR	----
		Perfluorononanoic acid [PFNA]	375-95-1	E745B	0.010	µg/L	<0.010	<0.010	0	Diff <2x LOR	----
		Perfluorononanoic acid, 4,8-dioxa-3H- [ADONA]	919005-14-4	E745B	0.010	µg/L	<0.010	<0.010	0	Diff <2x LOR	----
		Perfluorooctanesulfonamide [PFOSA]	754-91-6	E745B	0.010	µg/L	<0.010	<0.010	0	Diff <2x LOR	----
		Perfluorooctanesulfonic acid [PFOS]	1763-23-1	E745B	0.010	µg/L	<0.010	<0.010	0	Diff <2x LOR	----
		Perfluorooctanoic acid [PFOA]	335-67-1	E745B	0.010	µg/L	<0.010	<0.010	0	Diff <2x LOR	----
		Perfluoropentanesulfonic acid [PFPeS]	2706-91-4	E745B	0.010	µg/L	<0.010	<0.010	0	Diff <2x LOR	----
		Perfluoropentanoic acid [PFPeA]	2706-90-3	E745B	0.010	µg/L	<0.010	<0.010	0	Diff <2x LOR	----
		Perfluorotetradecanoic acid [PFTeDA]	376-06-7	E745B	0.025	µg/L	<0.025	<0.025	0	Diff <2x LOR	----
		Perfluorotridecanoic acid [PFTrDA]	72629-94-8	E745B	0.0250	µg/L	<0.0250	<0.0250	0	Diff <2x LOR	----
		Perfluoroundecanoic acid [PFUnA]	2058-94-8	E745B	0.010	µg/L	<0.010	<0.010	0	Diff <2x LOR	----

Method Blank (MB) Report

A Method Blank is an analyte-free matrix that undergoes sample processing identical to that carried out for test samples. Method Blank results are used to monitor and control for potential contamination from the laboratory environment and reagents. For most tests, the DQO for Method Blanks is for the result to be < LOR.

Sub-Matrix: **Water**

Analyte	CAS Number	Method	LOR	Unit	Result	Qualifier
Perfluoroalkyl Substances (PFAS) (QCLot: 1234941)						
Eicosafluoro-3-oxaundecane-1-sulfonic acid, 11-chloro- [11Cl-PF3OUdS]	763051-92-9	E745B	0.02	µg/L	<0.020	----
Ethyl perfluorooctanesulfonamide, n- [NEtFOSA]	4151-50-2	E745B	0.025	µg/L	<0.025	----
Ethyl perfluorooctanesulfonamidoacetic acid, n- [NEtFOSAA]	2991-50-6	E745B	0.01	µg/L	<0.010	----
Ethyl perfluorooctanesulfonamidoethanol, n- [NEtFOSE]	1691-99-2	E745B	0.03	µg/L	<0.030	----
Fluorotelomer sulfonic acid, 10:2 [10:2 FTS]	120226-60-0	E745B	0.01	µg/L	<0.010	----
Fluorotelomer sulfonic acid, 4:2 [4:2 FTS]	757124-72-4	E745B	0.01	µg/L	<0.010	----
Fluorotelomer sulfonic acid, 6:2 [6:2 FTS]	27619-97-2	E745B	0.01	µg/L	<0.010	----
Fluorotelomer sulfonic acid, 8:2 [8:2 FTS]	39108-34-4	E745B	0.01	µg/L	<0.010	----
Hexadecafluoro-3-oxanonane-1-sulfonic acid, 9-chloro- [9Cl-PF3ONS]	756426-58-1	E745B	0.02	µg/L	<0.020	----
Hexafluoropropylene oxide dimer acid [HFPO-DA]	13252-13-6	E745B	0.2	µg/L	<0.20	----
Methyl perfluorooctanesulfonamide, n- [NMeFOSA]	31506-32-8	E745B	0.025	µg/L	<0.025	----
Methyl perfluorooctanesulfonamidoacetic acid, n- [NMeFOSAA]	2355-31-9	E745B	0.01	µg/L	<0.010	----
Methyl perfluorooctanesulfonamidoethanol, n- [NMeFOSE]	24448-09-7	E745B	0.03	µg/L	<0.030	----
Perfluorobutanesulfonic acid [PFBS]	375-73-5	E745B	0.01	µg/L	<0.010	----
Perfluorobutanoic acid [PFBA]	375-22-4	E745B	0.1	µg/L	<0.10	----
Perfluorodecane sulfonic acid [PFDS]	335-77-3	E745B	0.01	µg/L	<0.010	----
Perfluorodecanoic acid [PFDA]	335-76-2	E745B	0.01	µg/L	<0.010	----
Perfluorododecanoic acid [PFDoA]	307-55-1	E745B	0.01	µg/L	<0.010	----
Perfluoroheptanesulfonic acid [PFHpS]	375-92-8	E745B	0.01	µg/L	<0.010	----
Perfluoroheptanoic acid [PFHpA]	375-85-9	E745B	0.01	µg/L	<0.010	----
Perfluorohexanesulfonic acid [PFHxS]	355-46-4	E745B	0.01	µg/L	<0.010	----
Perfluorohexanoic acid [PFHxA]	307-24-4	E745B	0.01	µg/L	<0.010	----
Perfluorononanesulfonic acid [PFNS]	68259-12-1	E745B	0.01	µg/L	<0.010	----
Perfluorononanoic acid [PFNA]	375-95-1	E745B	0.01	µg/L	<0.010	----
Perfluorononanoic acid, 4,8-dioxa-3H- [ADONA]	919005-14-4	E745B	0.01	µg/L	<0.010	----
Perfluorooctanesulfonamide [PFOSA]	754-91-6	E745B	0.01	µg/L	<0.010	----
Perfluorooctanesulfonic acid [PFOS]	1763-23-1	E745B	0.01	µg/L	<0.010	----
Perfluorooctanoic acid [PFOA]	335-67-1	E745B	0.01	µg/L	<0.010	----
Perfluoropentanesulfonic acid [PFPeS]	2706-91-4	E745B	0.01	µg/L	<0.010	----
Perfluoropentanoic acid [PFPeA]	2706-90-3	E745B	0.01	µg/L	<0.010	----

Sub-Matrix: **Water**

Analyte	CAS Number	Method	LOR	Unit	Result	Qualifier
Perfluoroalkyl Substances (PFAS) (QCLot: 1234941) - continued						
Perfluorotetradecanoic acid [PFTeDA]	376-06-7	E745B	0.025	µg/L	<0.025	----
Perfluorotridecanoic acid [PFTrDA]	72629-94-8	E745B	0.025	µg/L	<0.0250	----
Perfluoroundecanoic acid [PFUnA]	2058-94-8	E745B	0.01	µg/L	<0.010	----

Laboratory Control Sample (LCS) Report

A Laboratory Control Sample (LCS) is an analyte-free matrix that has been fortified (spiked) with test analytes at known concentration and processed in an identical manner to test samples. LCS results are expressed as percent recovery, and are used to monitor and control test method accuracy and precision, independent of test sample matrix.

Sub-Matrix: **Water**

					Laboratory Control Sample (LCS) Report				
					Spike	Recovery (%)	Recovery Limits (%)		
Analyte	CAS Number	Method	LOR	Unit	Concentration	LCS	Low	High	Qualifier
Perfluoroalkyl Substances (PFAS) (QCLot: 1234941)									
Eicosafluoro-3-oxaundecane-1-sulfonic acid, 11-chloro- [11Cl-PF3OUdS]	763051-92-9	E745B	0.02	µg/L	0.3 µg/L	102	50.0	150	----
Ethyl perfluorooctanesulfonamide, n- [NEtFOSA]	4151-50-2	E745B	0.025	µg/L	0.3 µg/L	83.3	50.0	150	----
Ethyl perfluorooctanesulfonamidoacetic acid, n- [NEtFOSAA]	2991-50-6	E745B	0.01	µg/L	0.3 µg/L	87.3	50.0	150	----
Ethyl perfluorooctanesulfonamidoethanol, n- [NEtFOSE]	1691-99-2	E745B	0.03	µg/L	0.3 µg/L	97.3	50.0	150	----
Fluorotelomer sulfonic acid, 10:2 [10:2 FTS]	120226-60-0	E745B	0.01	µg/L	0.3 µg/L	93.3	50.0	150	----
Fluorotelomer sulfonic acid, 4:2 [4:2 FTS]	757124-72-4	E745B	0.01	µg/L	0.3 µg/L	84.7	50.0	150	----
Fluorotelomer sulfonic acid, 6:2 [6:2 FTS]	27619-97-2	E745B	0.01	µg/L	0.3 µg/L	78.0	50.0	150	----
Fluorotelomer sulfonic acid, 8:2 [8:2 FTS]	39108-34-4	E745B	0.01	µg/L	0.3 µg/L	96.0	50.0	150	----
Hexadecafluoro-3-oxanonane-1-sulfonic acid, 9-chloro- [9Cl-PF3ONS]	756426-58-1	E745B	0.02	µg/L	0.3 µg/L	98.7	50.0	150	----
Hexafluoropropylene oxide dimer acid [HFPO-DA]	13252-13-6	E745B	0.2	µg/L	3 µg/L	86.4	50.0	150	----
Methyl perfluorooctanesulfonamide, n- [NMeFOSA]	31506-32-8	E745B	0.025	µg/L	0.3 µg/L	85.3	50.0	150	----
Methyl perfluorooctanesulfonamidoacetic acid, n- [NMeFOSAA]	2355-31-9	E745B	0.01	µg/L	0.3 µg/L	91.3	50.0	150	----
Methyl perfluorooctanesulfonamidoethanol, n- [NMeFOSE]	24448-09-7	E745B	0.03	µg/L	0.3 µg/L	92.7	50.0	150	----
Perfluorobutanesulfonic acid [PFBS]	375-73-5	E745B	0.01	µg/L	0.3 µg/L	86.0	50.0	150	----
Perfluorobutanoic acid [PFBA]	375-22-4	E745B	0.1	µg/L	1 µg/L	90.0	50.0	150	----
Perfluorodecane sulfonic acid [PFDS]	335-77-3	E745B	0.01	µg/L	0.3 µg/L	103	50.0	150	----
Perfluorodecanoic acid [PFDA]	335-76-2	E745B	0.01	µg/L	0.3 µg/L	101	50.0	150	----
Perfluorododecanoic acid [PFDoA]	307-55-1	E745B	0.01	µg/L	0.3 µg/L	96.7	50.0	150	----
Perfluoroheptanesulfonic acid [PFHpS]	375-92-8	E745B	0.01	µg/L	0.3 µg/L	95.3	50.0	150	----
Perfluoroheptanoic acid [PFHpA]	375-85-9	E745B	0.01	µg/L	0.3 µg/L	95.3	50.0	150	----
Perfluorohexanesulfonic acid [PFHxS]	355-46-4	E745B	0.01	µg/L	0.3 µg/L	75.3	50.0	150	----
Perfluorohexanoic acid [PFHxA]	307-24-4	E745B	0.01	µg/L	0.3 µg/L	97.3	50.0	150	----
Perfluorononanesulfonic acid [PFNS]	68259-12-1	E745B	0.01	µg/L	0.3 µg/L	82.7	50.0	150	----
Perfluorononanoic acid [PFNA]	375-95-1	E745B	0.01	µg/L	0.3 µg/L	94.7	50.0	150	----
Perfluorononanoic acid, 4,8-dioxa-3H- [ADONA]	919005-14-4	E745B	0.01	µg/L	0.3 µg/L	84.0	50.0	150	----
Perfluorooctanesulfonamide [PFOSA]	754-91-6	E745B	0.01	µg/L	0.3 µg/L	84.0	50.0	150	----
Perfluorooctanesulfonic acid [PFOS]	1763-23-1	E745B	0.01	µg/L	0.3 µg/L	102	50.0	150	----
Perfluorooctanoic acid [PFOA]	335-67-1	E745B	0.01	µg/L	0.3 µg/L	91.3	50.0	150	----
Perfluoropentanesulfonic acid [PFPeS]	2706-91-4	E745B	0.01	µg/L	0.3 µg/L	98.7	50.0	150	----

Sub-Matrix: **Water**

					Laboratory Control Sample (LCS) Report				
					Spike	Recovery (%)	Recovery Limits (%)		
Analyte	CAS Number	Method	LOR	Unit	Concentration	LCS	Low	High	Qualifier
Perfluoroalkyl Substances (PFAS) (QCLot: 1234941) - continued									
Perfluoropentanoic acid [PFPeA]	2706-90-3	E745B	0.01	µg/L	0.3 µg/L	97.3	50.0	150	----
Perfluorotetradecanoic acid [PFTeDA]	376-06-7	E745B	0.025	µg/L	0.3 µg/L	101	50.0	150	----
Perfluorotridecanoic acid [PFTrDA]	72629-94-8	E745B	0.025	µg/L	0.3 µg/L	100	50.0	150	----
Perfluoroundecanoic acid [PFUnA]	2058-94-8	E745B	0.01	µg/L	0.3 µg/L	93.3	50.0	150	----

Matrix Spike (MS) Report

A Matrix Spike (MS) is a randomly selected intra-laboratory replicate sample that has been fortified (spiked) with test analytes at known concentration, and processed in an identical manner to test samples. Matrix Spikes provide information regarding analyte recovery and potential matrix effects. MS DQO exceedances due to sample matrix may sometimes be unavoidable; in such cases, test results for the associated sample (or similar samples) may be subject to bias. ND – Recovery not determined, background level >= 1x spike level.

Sub-Matrix: **Water**

					Matrix Spike (MS) Report					
					Spike		Recovery (%)	Recovery Limits (%)		
Laboratory sample ID	Client sample ID	Analyte	CAS Number	Method	Concentration	Target	MS	Low	High	Qualifier
Perfluoroalkyl Substances (PFAS) (QCLot: 1234941)										
WP2329137-001	Anonymous	Eicosafluoro-3-oxaundecane-1-sulfonic acid, 11-chloro- [11Cl-PF3OUdS]	763051-92-9	E745B	0.274 µg/L	0.3 µg/L	91.3	50.0	150	----
		Ethyl perfluorooctanesulfonamide, n- [NEtFOSA]	4151-50-2	E745B	0.286 µg/L	0.3 µg/L	95.3	50.0	150	----
		Ethyl perfluorooctanesulfonamidoacetic acid, n- [NEtFOSAA]	2991-50-6	E745B	0.282 µg/L	0.3 µg/L	94.0	50.0	150	----
		Ethyl perfluorooctanesulfonamidoethanol, n- [NEtFOSE]	1691-99-2	E745B	0.264 µg/L	0.3 µg/L	88.0	50.0	150	----
		Fluorotelomer sulfonic acid, 10:2 [10:2 FTS]	120226-60-0	E745B	0.406 µg/L	0.3 µg/L	135	50.0	150	----
		Fluorotelomer sulfonic acid, 4:2 [4:2 FTS]	757124-72-4	E745B	0.250 µg/L	0.3 µg/L	83.3	50.0	150	----
		Fluorotelomer sulfonic acid, 6:2 [6:2 FTS]	27619-97-2	E745B	0.274 µg/L	0.3 µg/L	91.3	50.0	150	----
		Fluorotelomer sulfonic acid, 8:2 [8:2 FTS]	39108-34-4	E745B	0.314 µg/L	0.3 µg/L	105	50.0	150	----
		Hexadecafluoro-3-oxanonane-1-sulfonic acid, 9-chloro- [9Cl-PF3ONS]	756426-58-1	E745B	0.300 µg/L	0.3 µg/L	100	50.0	150	----
		Hexafluoropropylene oxide dimer acid [HFPO-DA]	13252-13-6	E745B	2.75 µg/L	3 µg/L	91.5	50.0	150	----
		Methyl perfluorooctanesulfonamide, n- [NMeFOSA]	31506-32-8	E745B	0.270 µg/L	0.3 µg/L	90.0	50.0	150	----
		Methyl perfluorooctanesulfonamidoacetic acid, n- [NMeFOSAA]	2355-31-9	E745B	0.272 µg/L	0.3 µg/L	90.7	50.0	150	----
		Methyl perfluorooctanesulfonamidoethanol, n- [NMeFOSE]	24448-09-7	E745B	0.256 µg/L	0.3 µg/L	85.3	50.0	150	----
		Perfluorobutanesulfonic acid [PFBS]	375-73-5	E745B	0.258 µg/L	0.3 µg/L	86.0	50.0	150	----
		Perfluorobutanoic acid [PFBA]	375-22-4	E745B	0.94 µg/L	1 µg/L	94.2	50.0	150	----
		Perfluorodecane sulfonic acid [PFDS]	335-77-3	E745B	0.374 µg/L	0.3 µg/L	125	50.0	150	----
		Perfluorodecanoic acid [PFDA]	335-76-2	E745B	0.338 µg/L	0.3 µg/L	113	50.0	150	----
		Perfluorododecanoic acid [PFDoA]	307-55-1	E745B	0.282 µg/L	0.3 µg/L	94.0	50.0	150	----
		Perfluoroheptanesulfonic acid [PFHpS]	375-92-8	E745B	0.284 µg/L	0.3 µg/L	94.7	50.0	150	----
		Perfluoroheptanoic acid [PFHpA]	375-85-9	E745B	0.280 µg/L	0.3 µg/L	93.3	50.0	150	----
		Perfluorohexanesulfonic acid [PFHxS]	355-46-4	E745B	0.220 µg/L	0.3 µg/L	73.3	50.0	150	----
		Perfluorohexanoic acid [PFHxA]	307-24-4	E745B	0.302 µg/L	0.3 µg/L	101	50.0	150	----

Sub-Matrix: **Water**

Laboratory sample ID	Client sample ID	Analyte	CAS Number	Method	Matrix Spike (MS) Report: Spike Concentration	Spike Target	Recovery (%) MS	Recovery Limits (%) Low	Recovery Limits (%) High	Qualifier
Perfluoroalkyl Substances (PFAS) (QCLot: 1234941) - continued										
WP2329137-001	Anonymous	Perfluorononanesulfonic acid [PFNS]	68259-12-1	E745B	0.320 µg/L	0.3 µg/L	107	50.0	150	----
		Perfluorononanoic acid [PFNA]	375-95-1	E745B	0.278 µg/L	0.3 µg/L	92.7	50.0	150	----
		Perfluorononanoic acid, 4,8-dioxa-3H- [ADONA]	919005-14-4	E745B	0.246 µg/L	0.3 µg/L	82.0	50.0	150	----
		Perfluorooctanesulfonamide [PFOSA]	754-91-6	E745B	0.284 µg/L	0.3 µg/L	94.7	50.0	150	----
		Perfluorooctanesulfonic acid [PFOS]	1763-23-1	E745B	0.282 µg/L	0.3 µg/L	94.0	50.0	150	----
		Perfluorooctanoic acid [PFOA]	335-67-1	E745B	0.254 µg/L	0.3 µg/L	84.7	50.0	150	----
		Perfluoropentanesulfonic acid [PFPeS]	2706-91-4	E745B	0.296 µg/L	0.3 µg/L	98.7	50.0	150	----
		Perfluoropentanoic acid [PFPeA]	2706-90-3	E745B	0.298 µg/L	0.3 µg/L	99.3	50.0	150	----
		Perfluorotetradecanoic acid [PFTeDA]	376-06-7	E745B	0.292 µg/L	0.3 µg/L	97.3	50.0	150	----
		Perfluorotridecanoic acid [PFTrDA]	72629-94-8	E745B	0.314 µg/L	0.3 µg/L	105	50.0	150	----
		Perfluoroundecanoic acid [PFUnA]	2058-94-8	E745B	0.312 µg/L	0.3 µg/L	104	50.0	150	----

Chain of Custody (COC) / Analytical Request Form

COC Number: 20 - 1084310

Page

www.alsglobal.com

Canada Toll Free: 1 800 668 9878

Environmental Division Waterloo
Work Order Reference
WT2336818

Telephone : +1 519 886 6910

Report To — Contact and company name below will appear on the final report

Company: Matrox Engineering
Contact: Adam Superville
Phone: 613-548-3446

Company address below will appear on the final report

Street: 308 Wellington St
City/Province: Kingston, ON
Postal Code: K7L-7A8

Invoice To Same as Report To [X] YES [ ] NO
Copy of Invoice with Report [X] YES [ ] NO
Company: Matrox Engineering
Contact: mahoney@matrox.com

Project Information

ALS Account # / Quote #: BR391746
Job #: 1037
PO / AFE:
LSD:

Reports / Recipients

Select Report Format: [X] PDF [ ] EXCEL [ ] EDD (DIGITAL)
Merge QC/QCI Reports with COA [ ] YES [ ] NO [ ] N/A
[ ] Compare Results to Criteria on Report - provide details below if box checked
Select Distribution: [X] EMAIL [ ] MAIL [ ] FAX
Email 1 or Fax: Superville@matrox.com
Email 2: pyke@matrox.com
Email 3: payeur@matrox.com

Invoice Recipients

Select Invoice Distribution: [X] EMAIL [ ] MAIL [ ] FAX
Email 1 or Fax: mahoney@matrox.com
Email 2:

Oil and Gas Required Fields (client use)

AFE/Cost Center: PO#:
Major/Minor Code: Routing Code:
Requisitioner:
Location:

ALS Lab Work Order # (ALS use only): WT2336818
ALS Contact: Sampler:

Turnaround Time (TAT) Requested

[X] Routine [R] if received by 3pm M-F - no surcharges apply
[ ] 4 day [P4] if received by 3pm M-F - 20% rush surcharge minimum
[ ] 3 day [P3] if received by 3pm M-F - 25% rush surcharge minimum
[ ] 2 day [P2] if received by 3pm M-F - 50% rush surcharge minimum
[ ] 1 day [E] if received by 3pm M-F - 100% rush surcharge minimum
[ ] Same day [E2] if received by 10am M-S - 200% rush surcharge. Additior may apply to rush requests on weekends, statutory holidays and non-routi

Date and Time Required for all E&P TATs:

For all tests with rush TATs requested, please con

Analysis Requ

Indicate Filtered (F), Preserved (P) or Filtered and Preserved (F/P) below

ALS Sample # (ALS use only)	Sample Identification and/or Coordinates (This description will appear on the report)	Date (dd-mmm-yy)	Time (hh:mm)	Sample Type	NUMBER OF CONTAINERS	PFAS per quote	SAMPLES ON HOLD	EXTENDED STORAGE REQUIRED	SUSPECTED HAZARD (see notes)
	23-W037	06-Nov-23	11:55	GW	1	X			
	23-W040	06-Nov-23	15:20	↓	↓	↓			
	23-W041	07-Nov-23	11:02	↓	↓	↓			
	23-W044	06-Nov-23	12:51	↓	↓	↓			
	23-W049	06-Nov-23	16:30	↓	↓	↓			
	23-W050	06-Nov-23	16:15	↓	↓	↓			
	23-W051	06-Nov-23	12:15	↓	↓	↓			
	23-W052	06-Nov-23	14:30	↓	↓	↓			
	23-W053	06-Nov-23	14:30	↓	↓	↓			
	23-W061	07-Nov-23	15:30	↓	↓	↓			

Drinking Water (DW) Samples[1] (client use)

Are samples taken from a Regulated DW System? [ ] YES [X] NO
Are samples for human consumption/ use? [ ] YES [X] NO

Notes / Specify Limits for result evaluation by selecting from drop-down below (Excel COC only)

SAMPLE RECEIPT DETAILS (ALS use only)

Cooling Method: [ ] NONE [X] ICE [ ] ICE PACKS [ ] FROZEN [ ] COOLING INITIATED
Submission Comments identified on Sample Receipt Notification: [ ] YES [ ] NO
Cooler Custody Seals Intact: [ ] YES [X] N/A Sample Custody Seals Intact: [ ] YES [ ] N/A
INITIAL COOLER TEMPERATURES °C
FINAL COOLER TEMPERATURES °C: 0.9

SHIPMENT RELEASE (client use)

Released by: Date: 23/11/09 Time:

INITIAL SHIPMENT RECEPTION (ALS use only)

Received by: Date: Time:

FINAL SHIPMENT RECEPTION (ALS use only)

Received by: Date: 11/10/23 Time: 8:40

L992

WHITE - LABORATORY COPY YELLOW - CLIENT COPY

AUG 2020 FRONT

REFER TO BACK PAGE FOR ALS LOCATIONS AND SAMPLING INFORMATION

Failure to complete all portions of this form may delay analysis. Please fill in this form LEGIBLY. By the use of this form the user acknowledges and agrees with the Terms and Conditions as specified on the back page of the white - report copy.

1. If any water samples are taken from a **Regulated Drinking Water (DW) System**, please submit using an **Authorized DW COC form**.

Appendix I

Historical Analyses and Trends

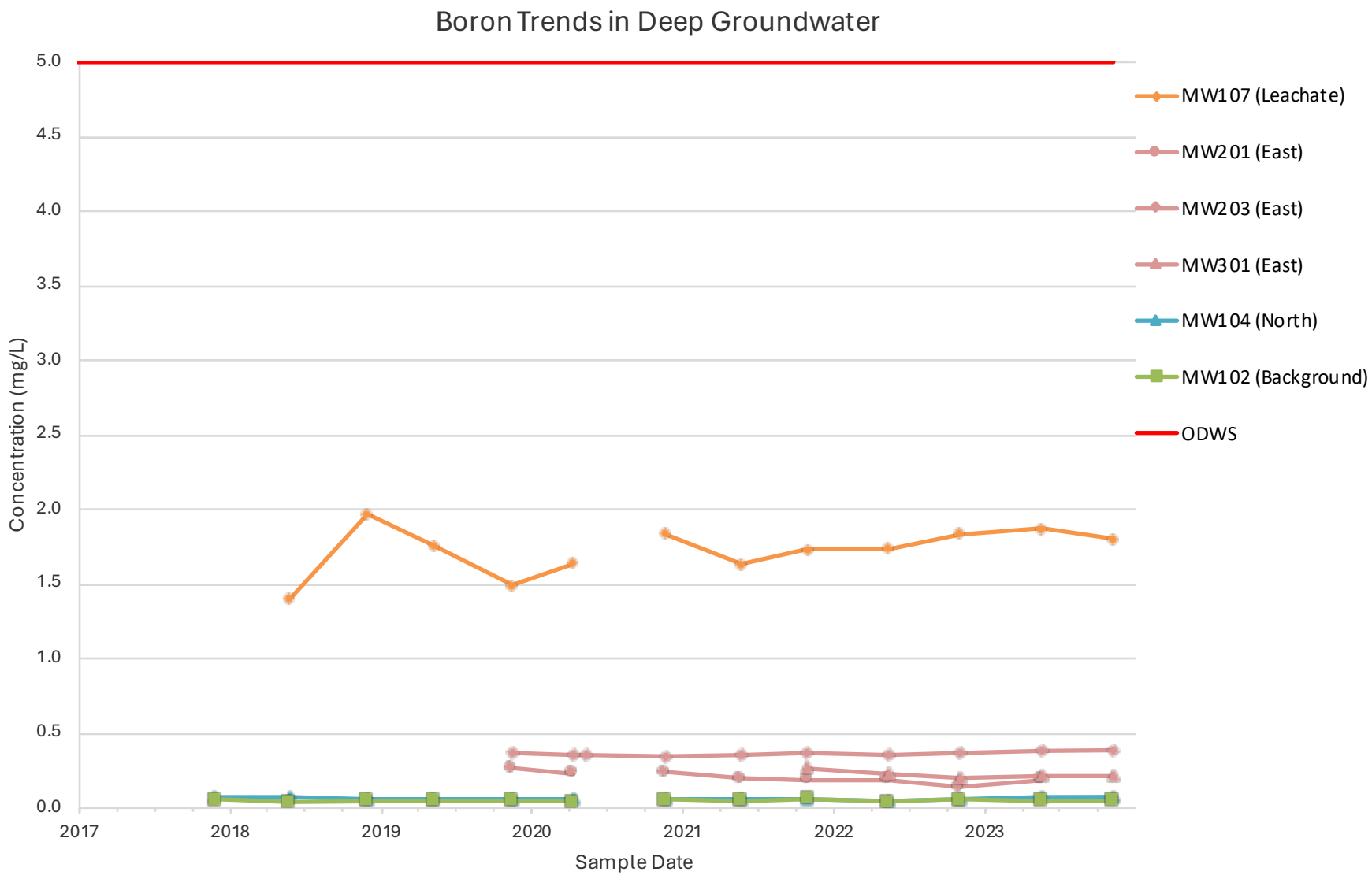

Notes: Data before 2017 is provided by the Township of Leeds and Thousand Islands.
Gaps between points denote missing data.
Results less than the MDL are plotted as the MDL.
The mean of duplicate samples is plotted.
Trend graphs are provided as an interpretive tool only. Refer to the summary tables in Appendix B for results.

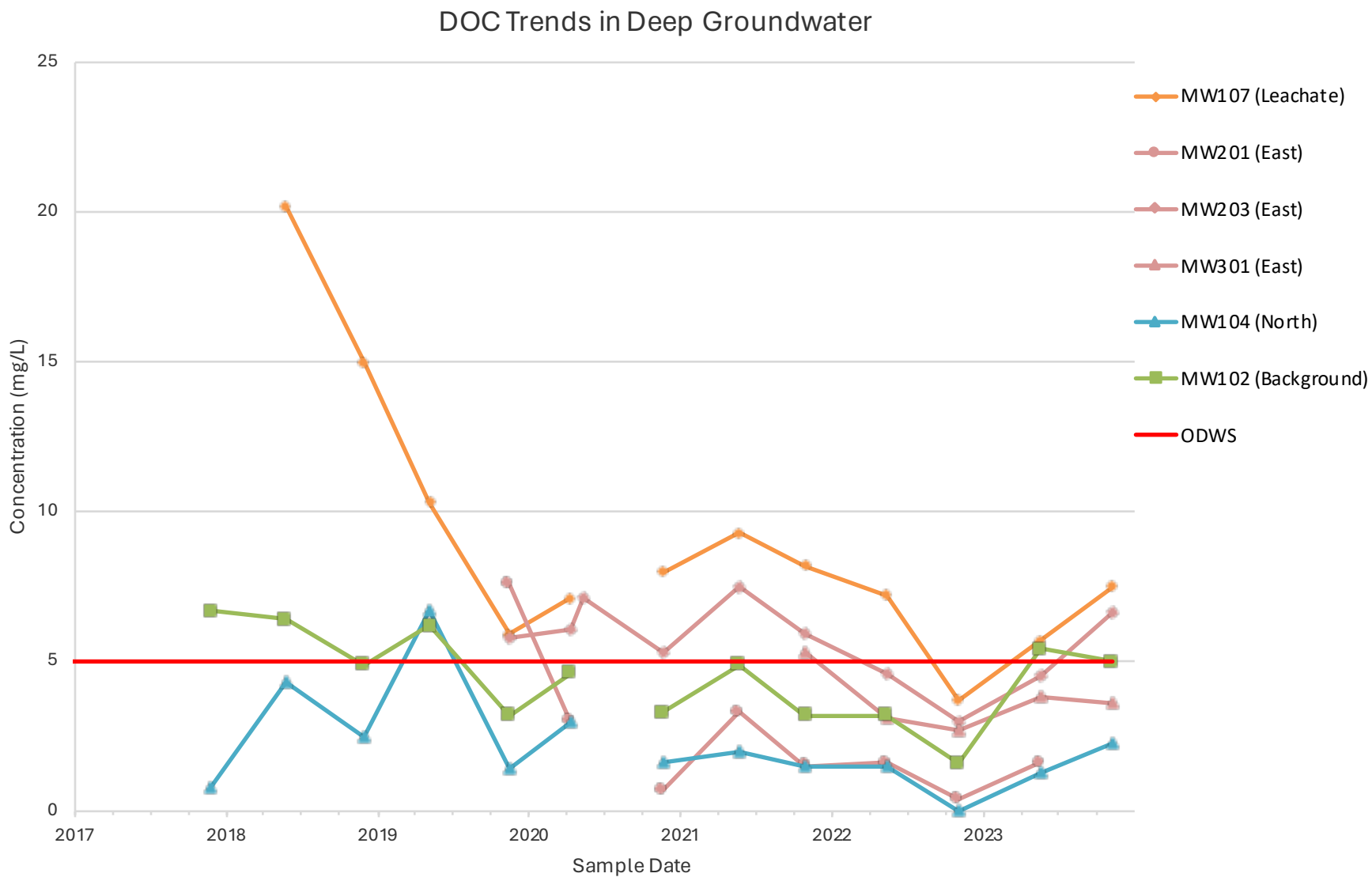

Notes: Data before 2017 is provided by the Township of Leeds and Thousand Islands.
Gaps between points denote missing data.
Results less than the MDL are plotted as the MDL.
The mean of duplicate samples is plotted.
Trend graphs are provided as an interpretive tool only. Refer to the summary tables in Appendix B for results.

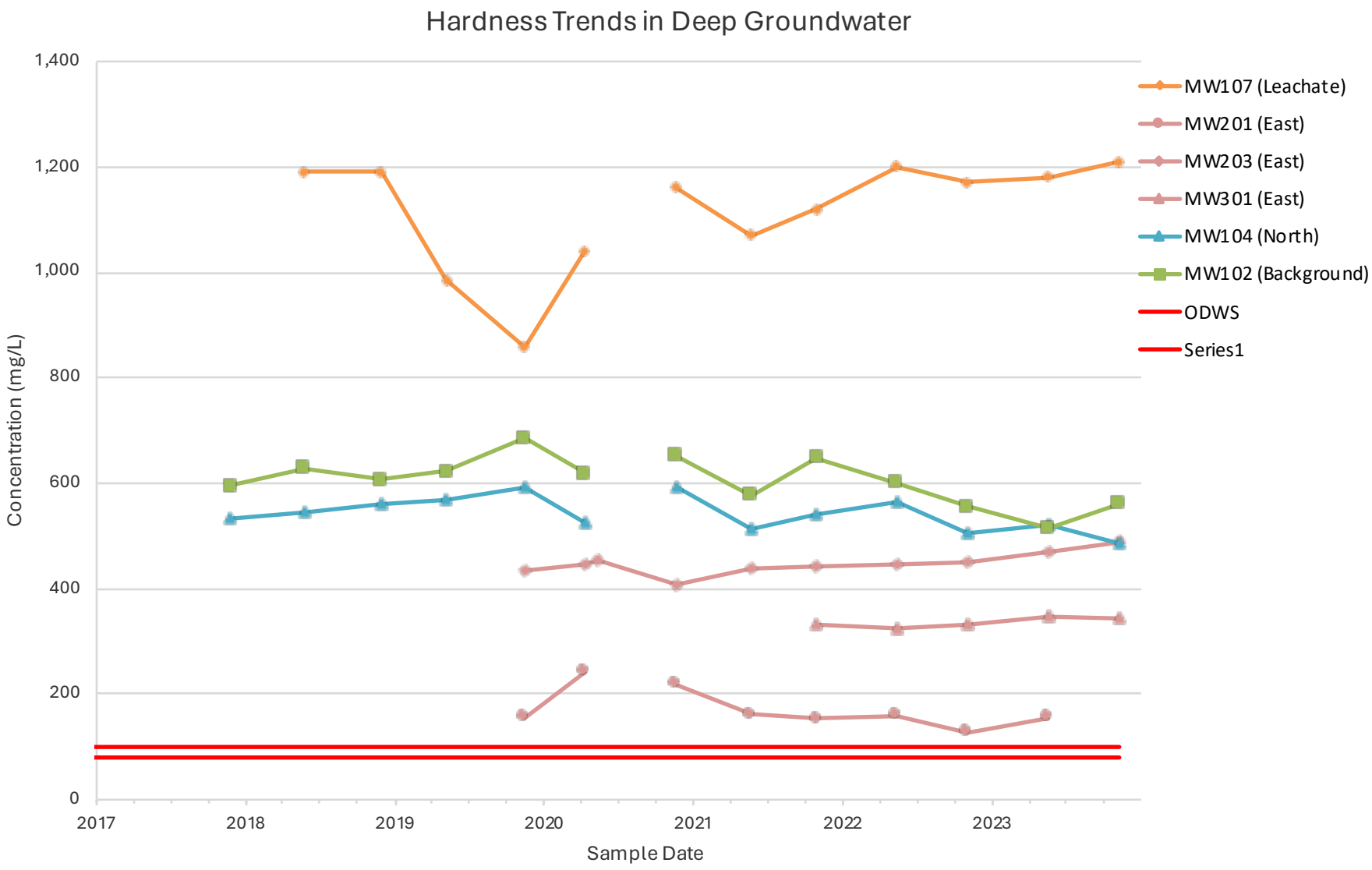

Notes: Data before 2017 is provided by the Township of Leeds and Thousand Islands.
Gaps between points denote missing data.
Results less than the MDL are plotted as the MDL.
The mean of duplicate samples is plotted.
Trend graphs are provided as an interpretive tool only. Refer to the summary tables in Appendix B for results.

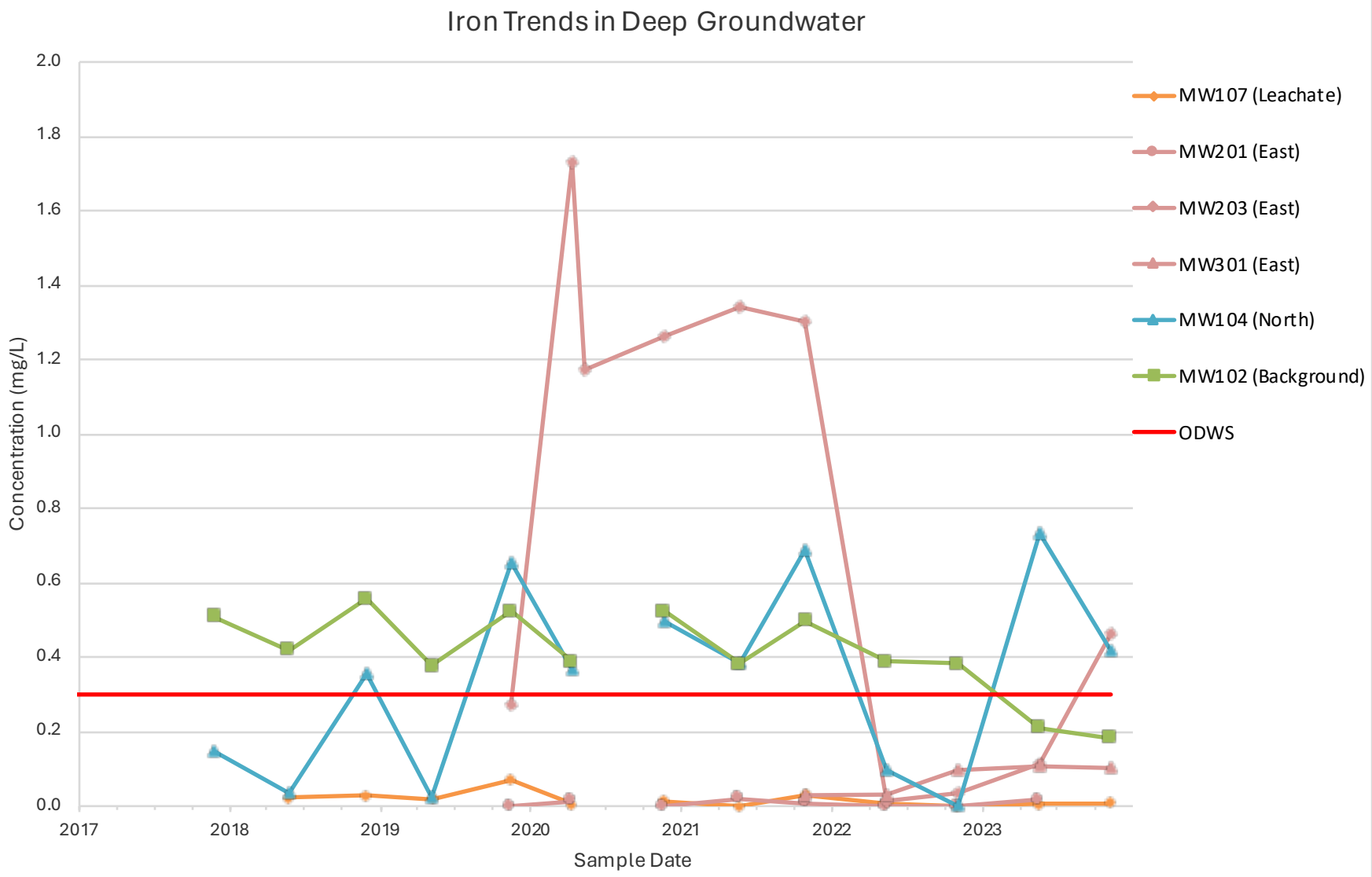

Notes: Data before 2017 is provided by the Township of Leeds and Thousand Islands.
Gaps between points denote missing data.
Results less than the MDL are plotted as the MDL.
The mean of duplicate samples is plotted.
Trend graphs are provided as an interpretive tool only. Refer to the summary tables in Appendix B for results.

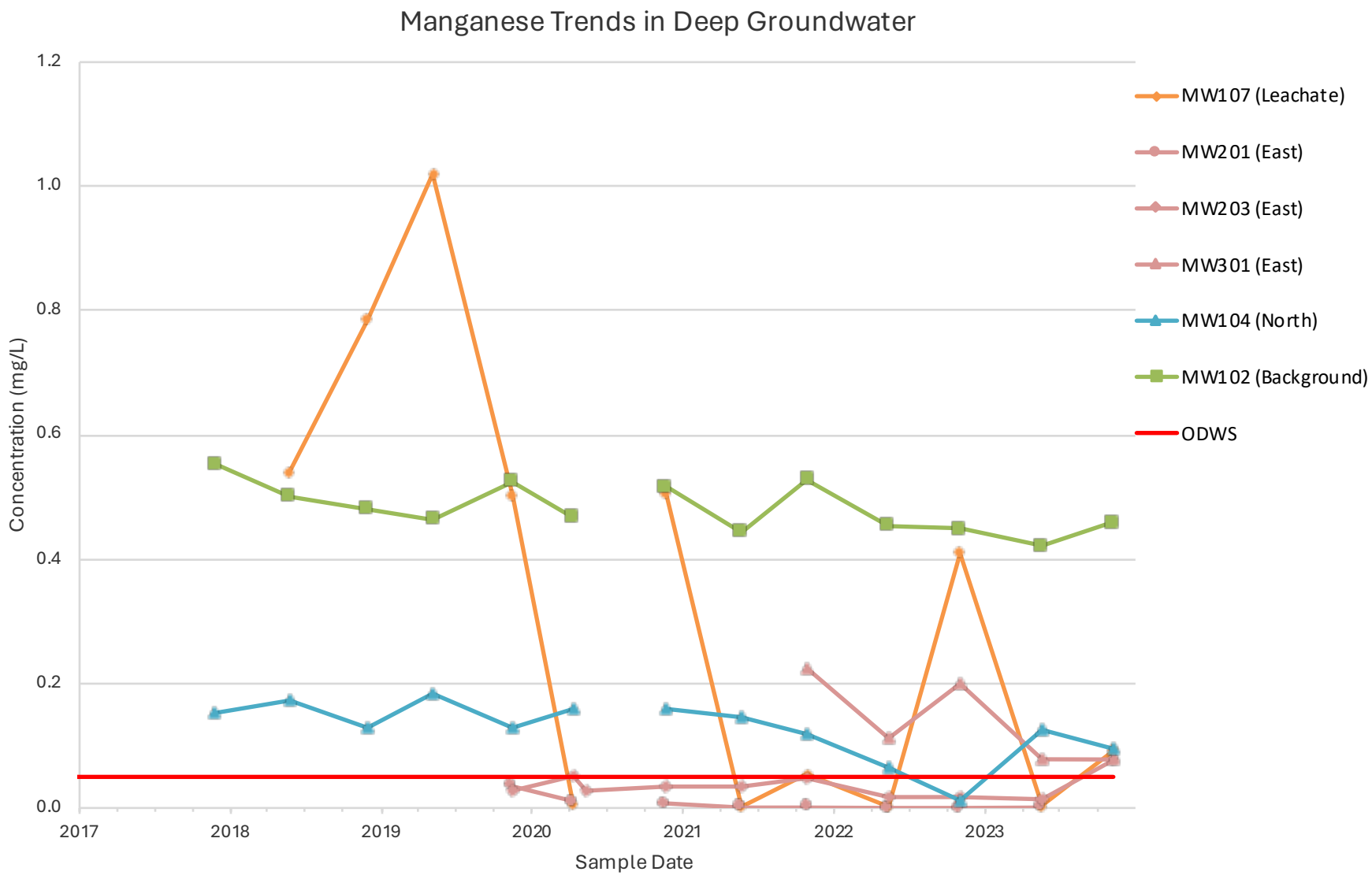

Notes: Data before 2017 is provided by the Township of Leeds and Thousand Islands.
Gaps between points denote missing data.
Results less than the MDL are plotted as the MDL.
The mean of duplicate samples is plotted.
Trend graphs are provided as an interpretive tool only. Refer to the summary tables in Appendix B for results.

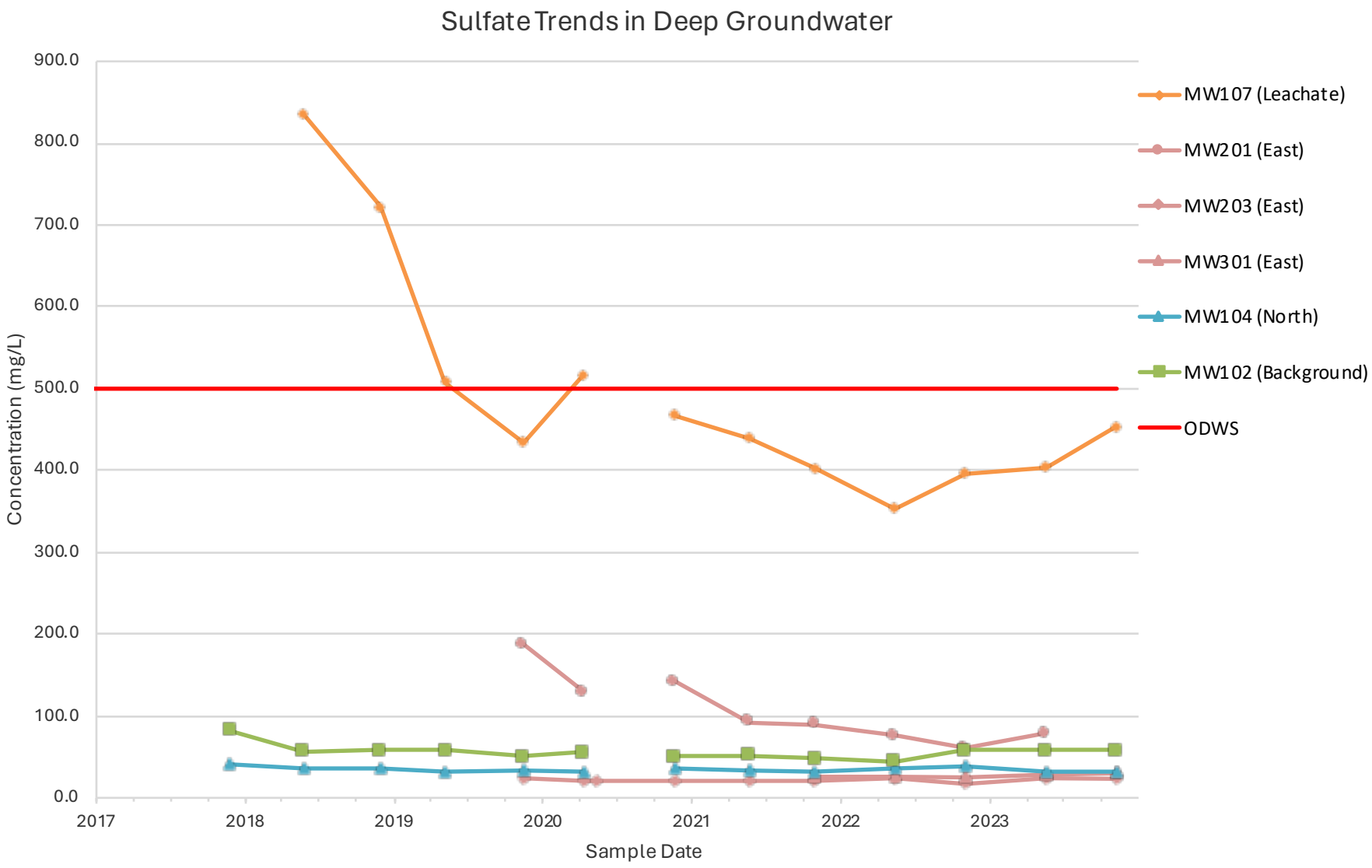

Notes: Data before 2017 is provided by the Township of Leeds and Thousand Islands.
Gaps between points denote missing data.
Results less than the MDL are plotted as the MDL.
The mean of duplicate samples is plotted.
Trend graphs are provided as an interpretive tool only. Refer to the summary tables in Appendix B for results.

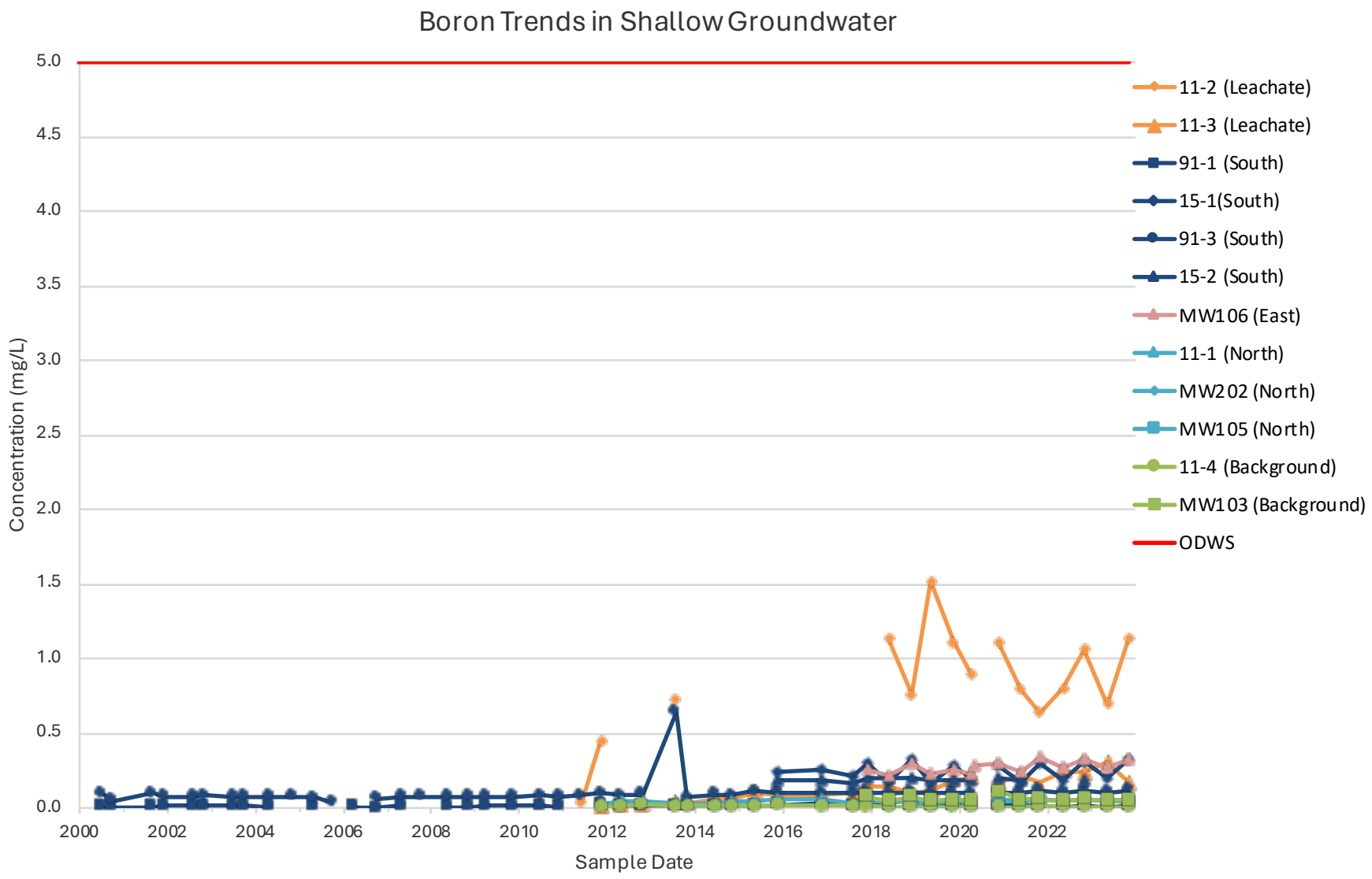

Notes: Data before 2017 is provided by the Township of Leeds and Thousand Islands.
Gaps between points denote missing data.
Results less than the MDL are plotted as the MDL.
The mean of duplicate samples is plotted.
Trend graphs are provided as an interpretive tool only. Refer to the summary tables in Appendix B for results.

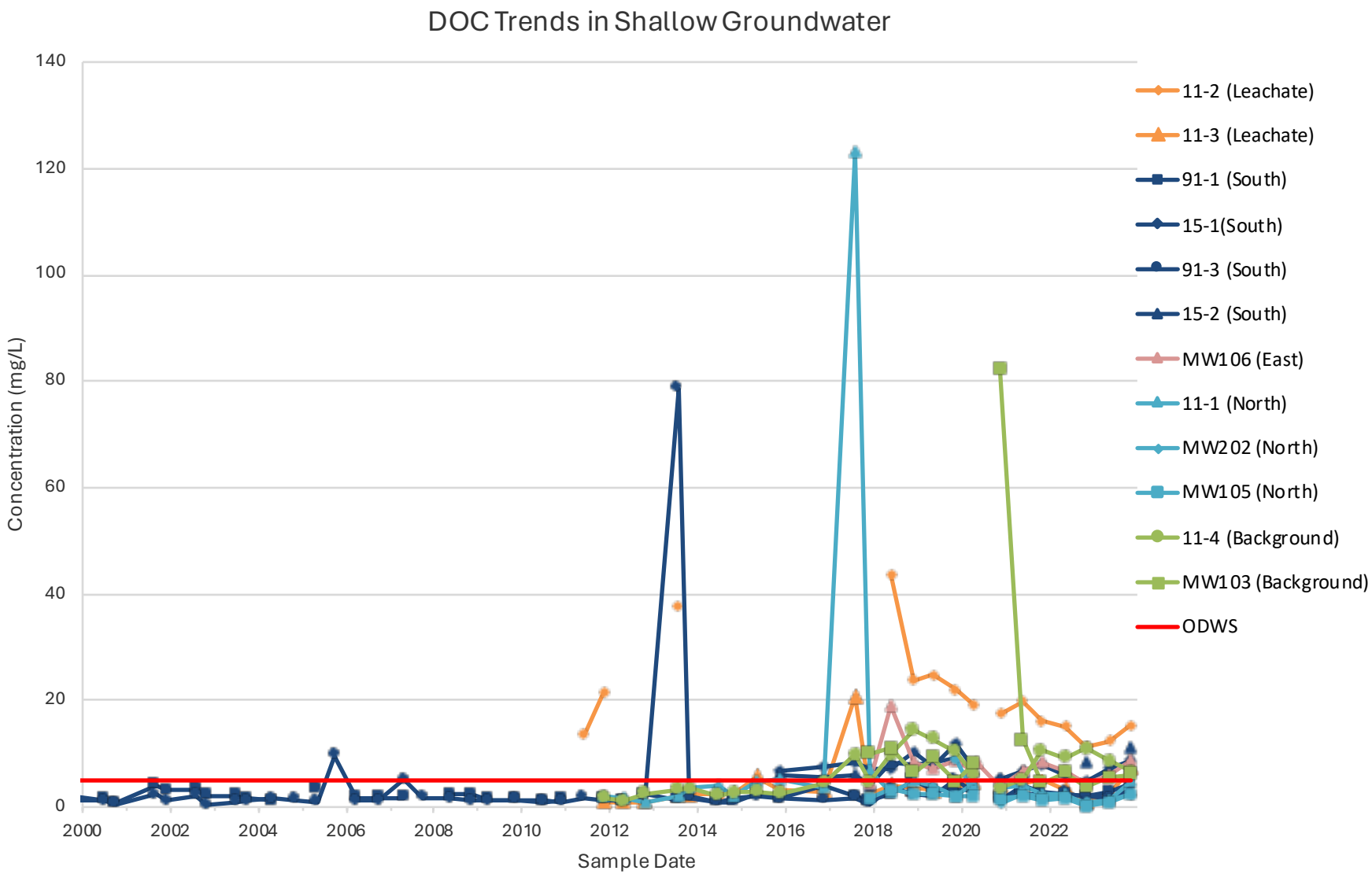

Notes: Data before 2017 is provided by the Township of Leeds and Thousand Islands.
Gaps between points denote missing data.
Results less than the MDL are plotted as the MDL.
The mean of duplicate samples is plotted.
Trend graphs are provided as an interpretive tool only. Refer to the summary tables in Appendix B for results.

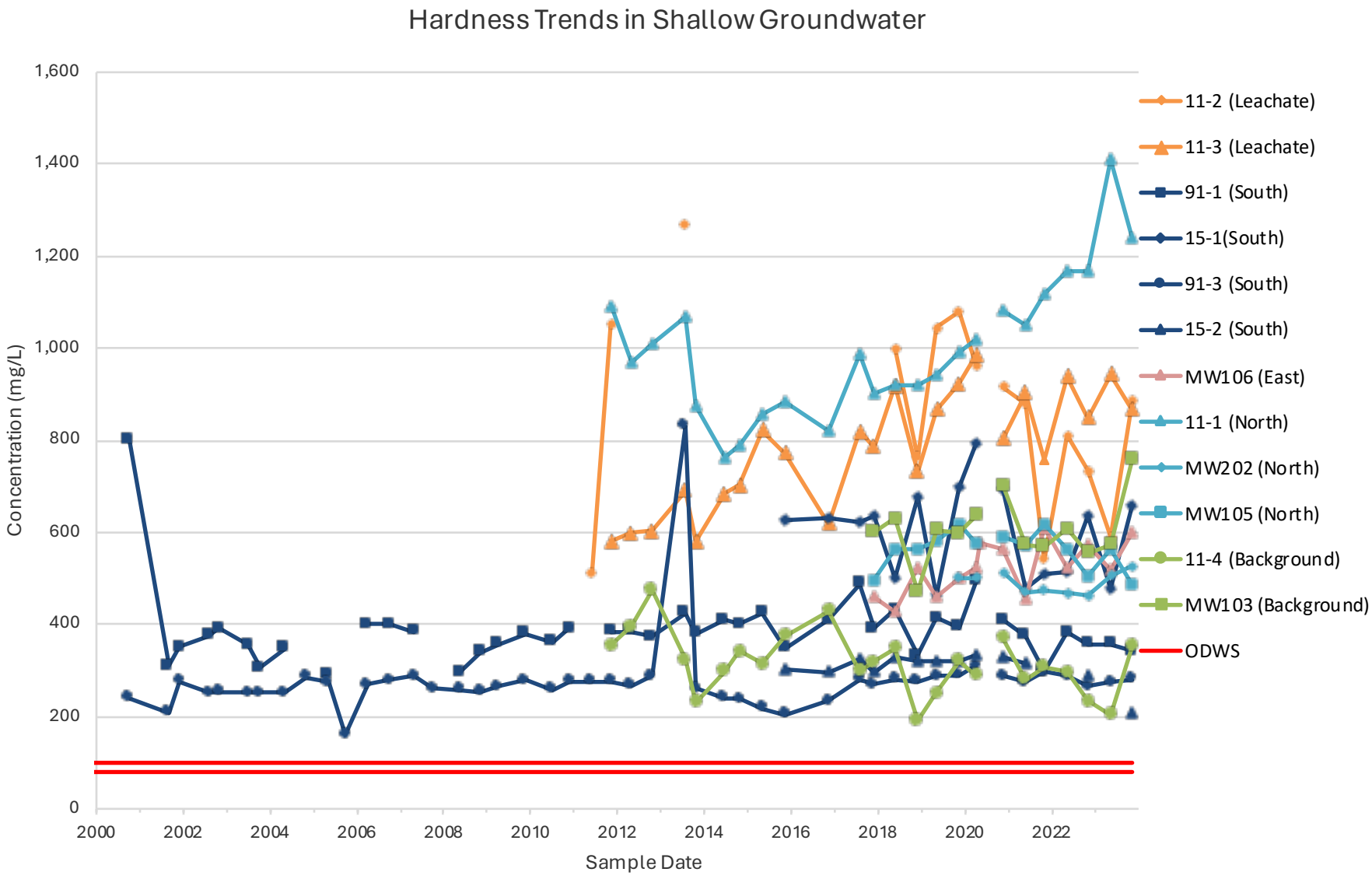

Notes: Data before 2017 is provided by the Township of Leeds and Thousand Islands.
Gaps between points denote missing data.
Results less than the MDL are plotted as the MDL.
The mean of duplicate samples is plotted.
Trend graphs are provided as an interpretive tool only. Refer to the summary tables in Appendix B for results.

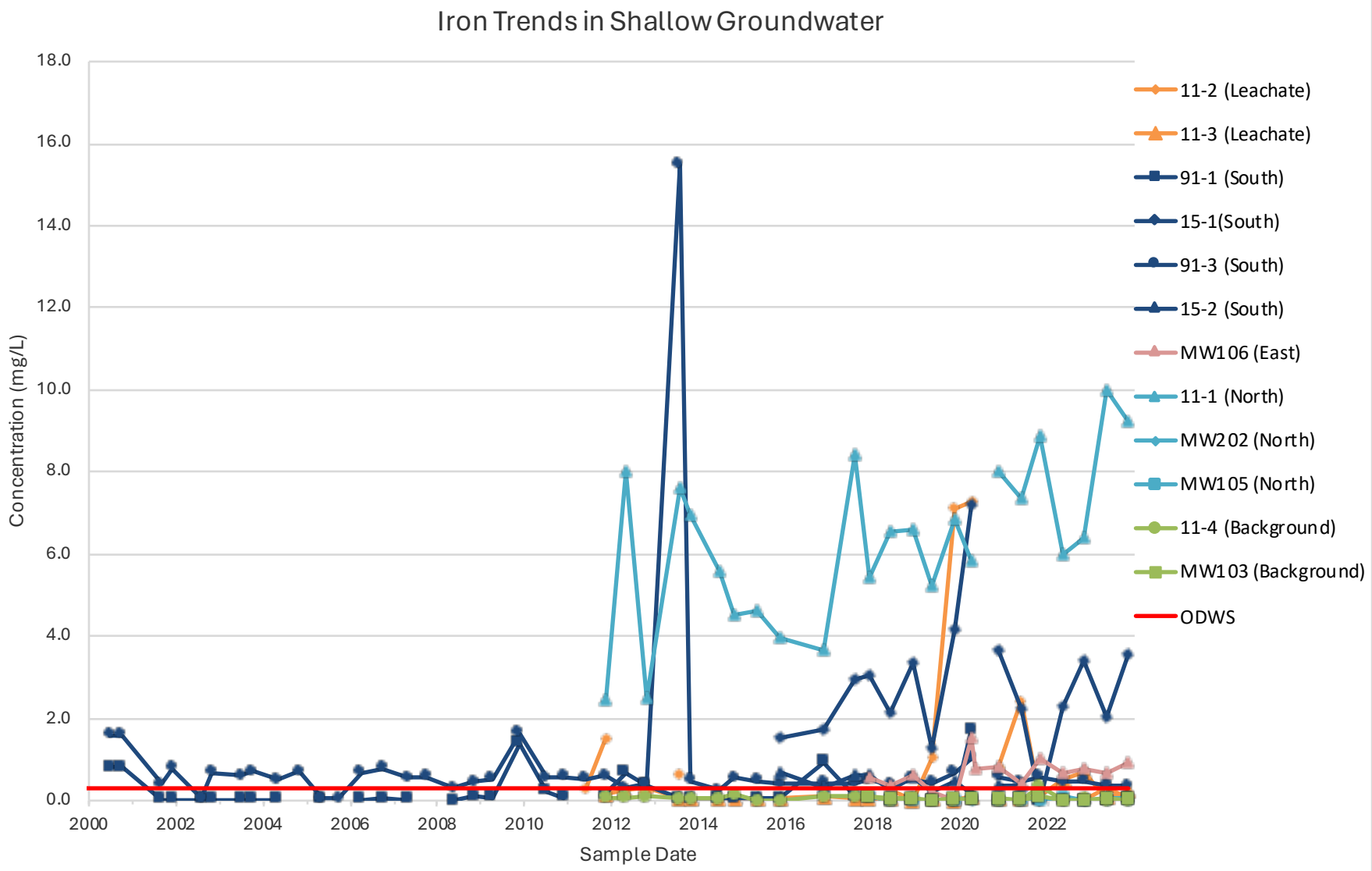

Notes: Data before 2017 is provided by the Township of Leeds and Thousand Islands.
Gaps between points denote missing data.
Results less than the MDL are plotted as the MDL.
The mean of duplicate samples is plotted.
Trend graphs are provided as an interpretive tool only. Refer to the summary tables in Appendix B for results.

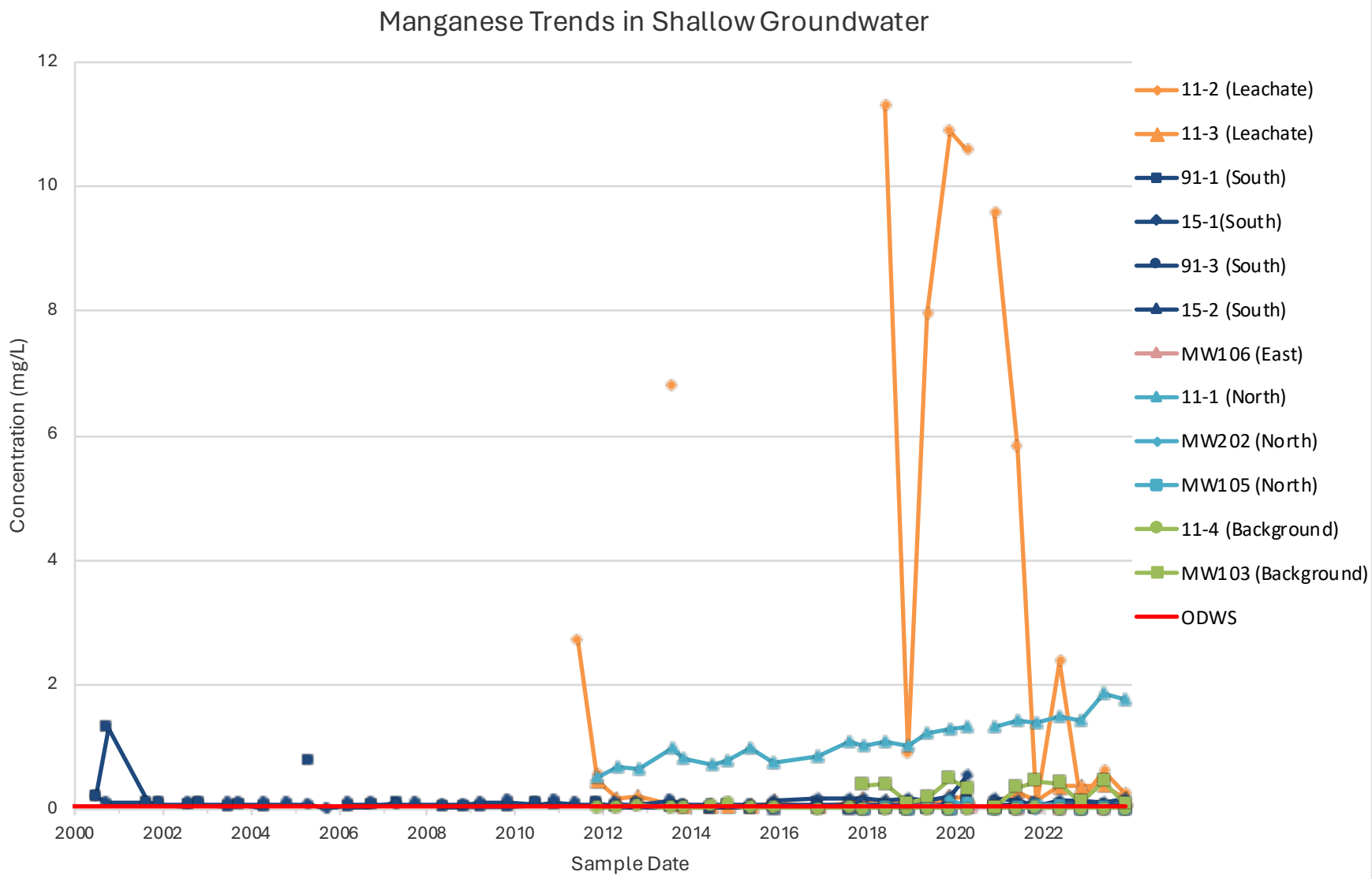

Notes: Data before 2017 is provided by the Township of Leeds and Thousand Islands.
Gaps between points denote missing data.
Results less than the MDL are plotted as the MDL.
The mean of duplicate samples is plotted.
Trend graphs are provided as an interpretive tool only. Refer to the summary tables in Appendix B for results.

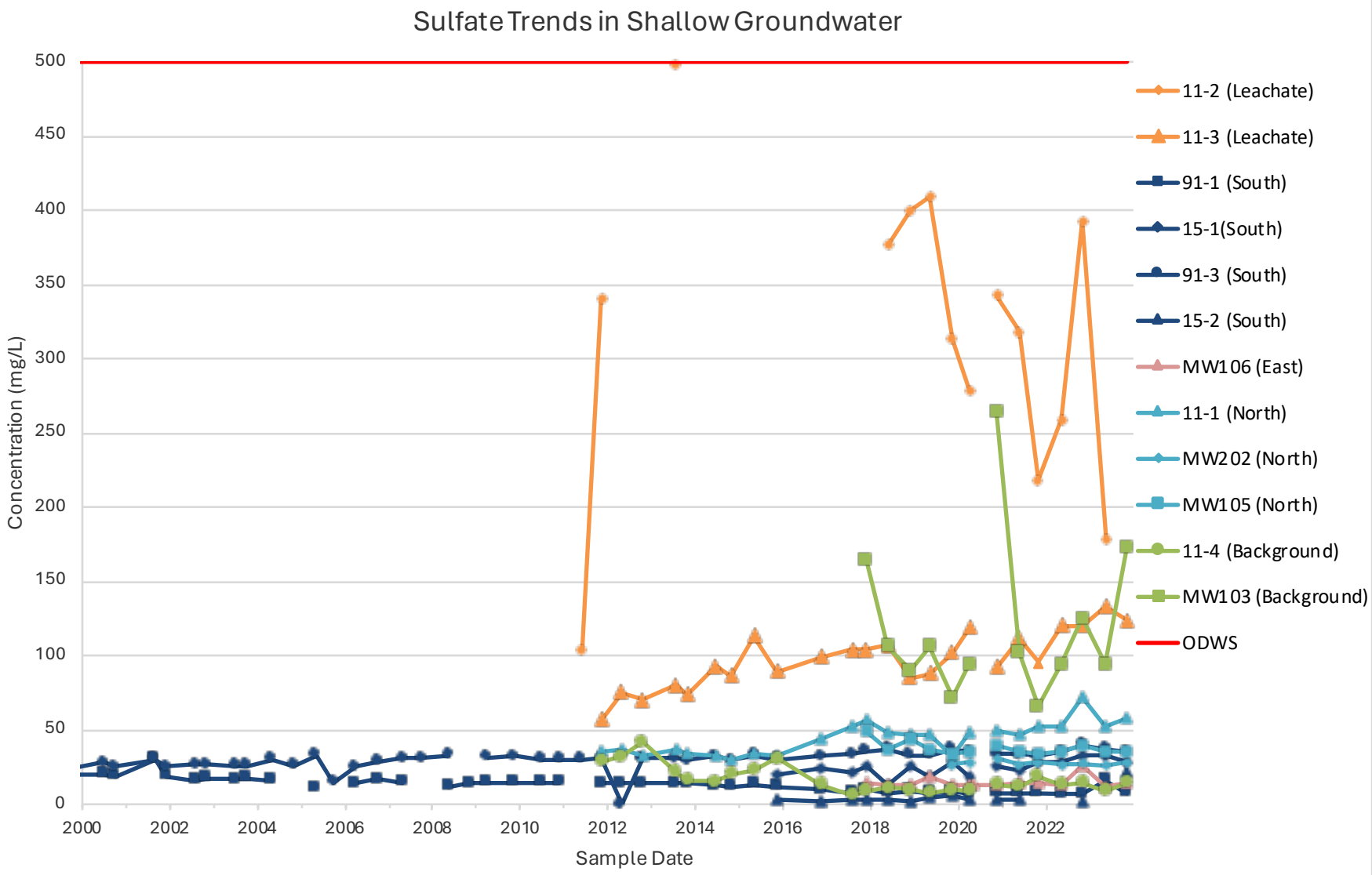

Notes: Data before 2017 is provided by the Township of Leeds and Thousand Islands.
Gaps between points denote missing data.
Results less than the MDL are plotted as the MDL.
The mean of duplicate samples is plotted.
Trend graphs are provided as an interpretive tool only. Refer to the summary tables in Appendix B for results.

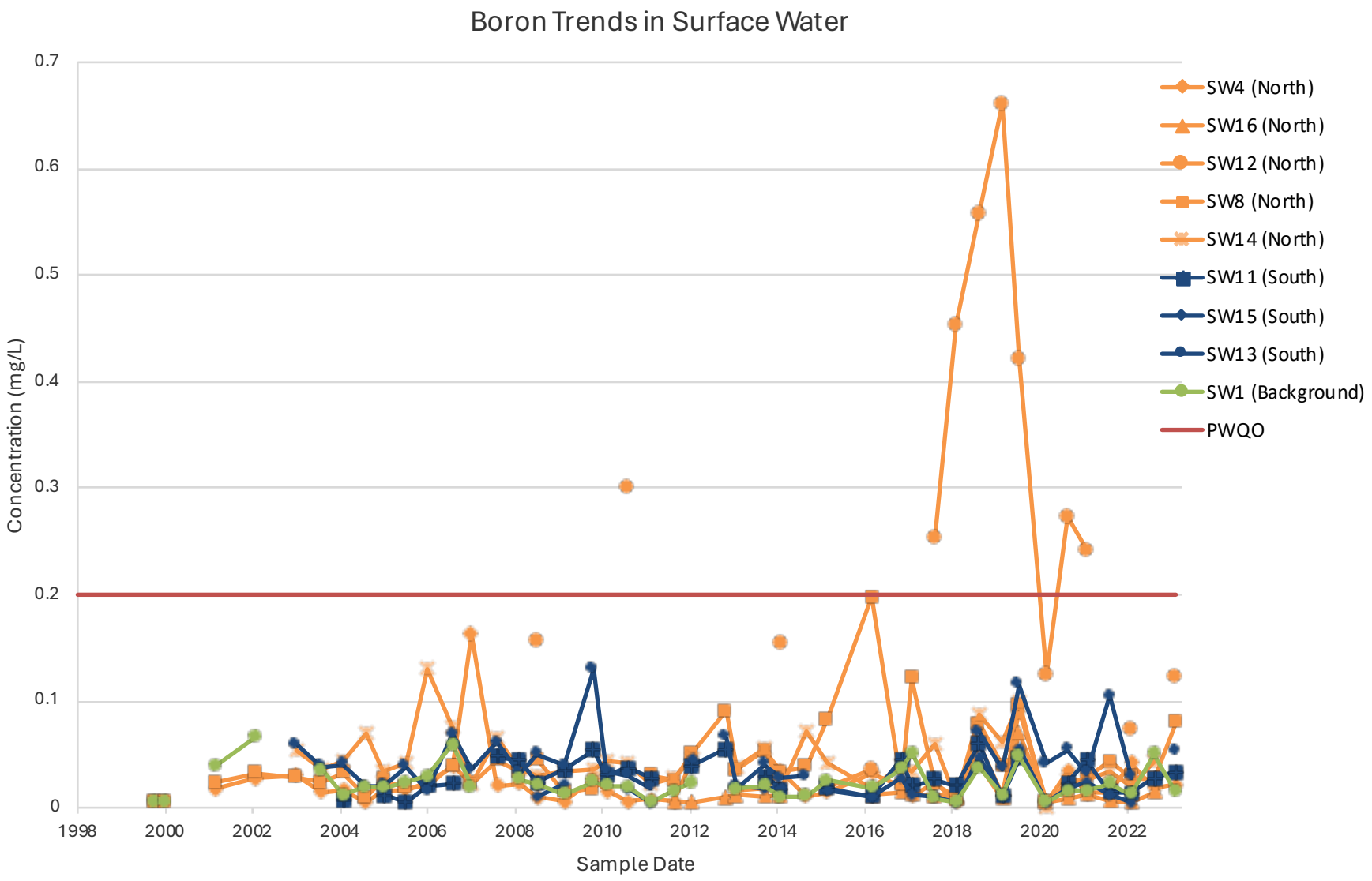

Notes: Data before 2017 is provided by the Township of Leeds and Thousand Islands.
Gaps between points denote missing data.
Results less than the MDL are plotted as the MDL.
The mean of duplicate samples is plotted.
Trend graphs are provided as an interpretive tool only. Refer to the summary tables in Appendix B for results.

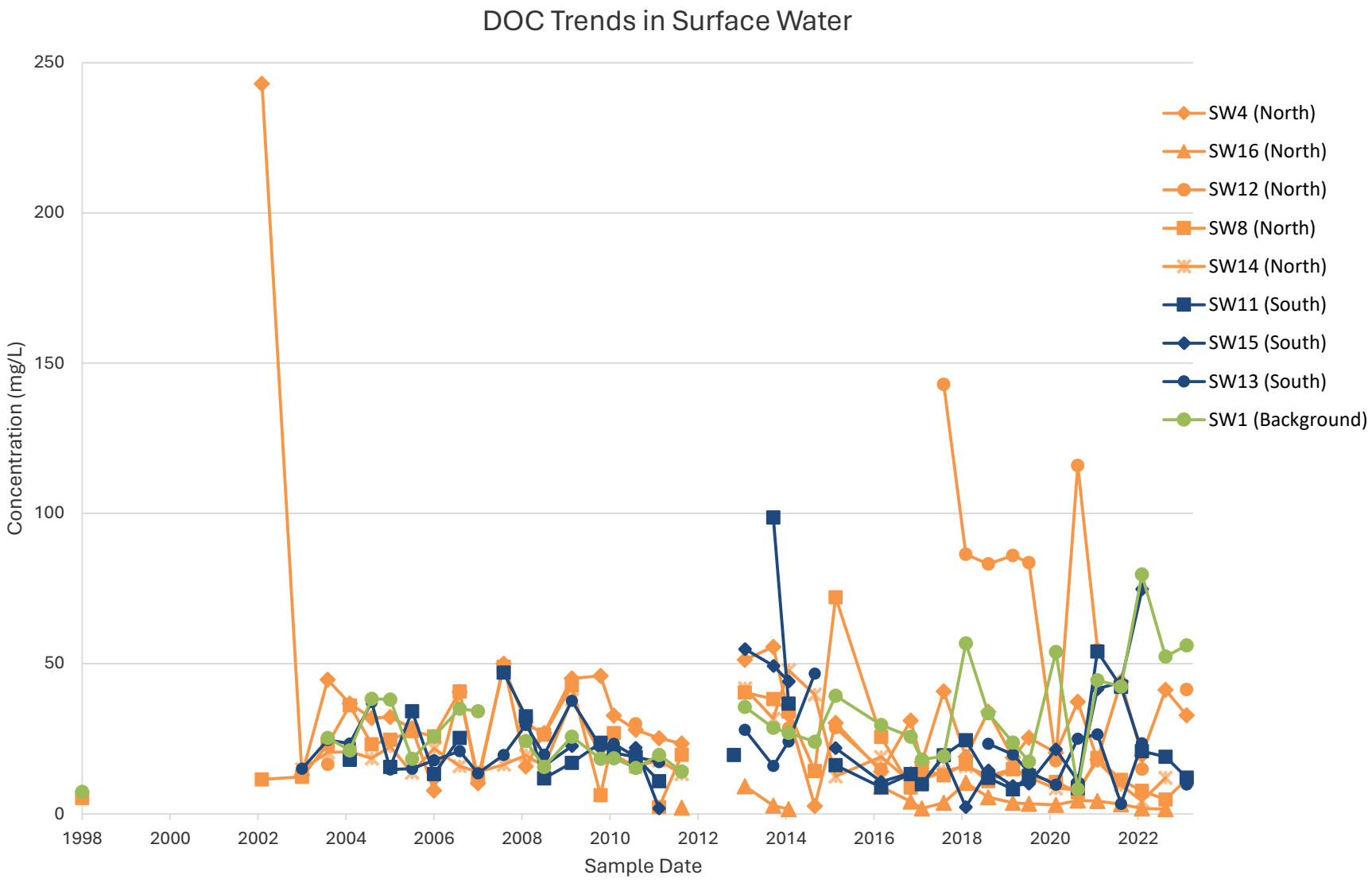

Notes: Data before 2017 is provided by the Township of Leeds and Thousand Islands.
Gaps between points denote missing data.
Results less than the MDL are plotted as the MDL.
The mean of duplicate samples is plotted.
Trend graphs are provided as an interpretive tool only. Refer to the summary tables in Appendix B for results.

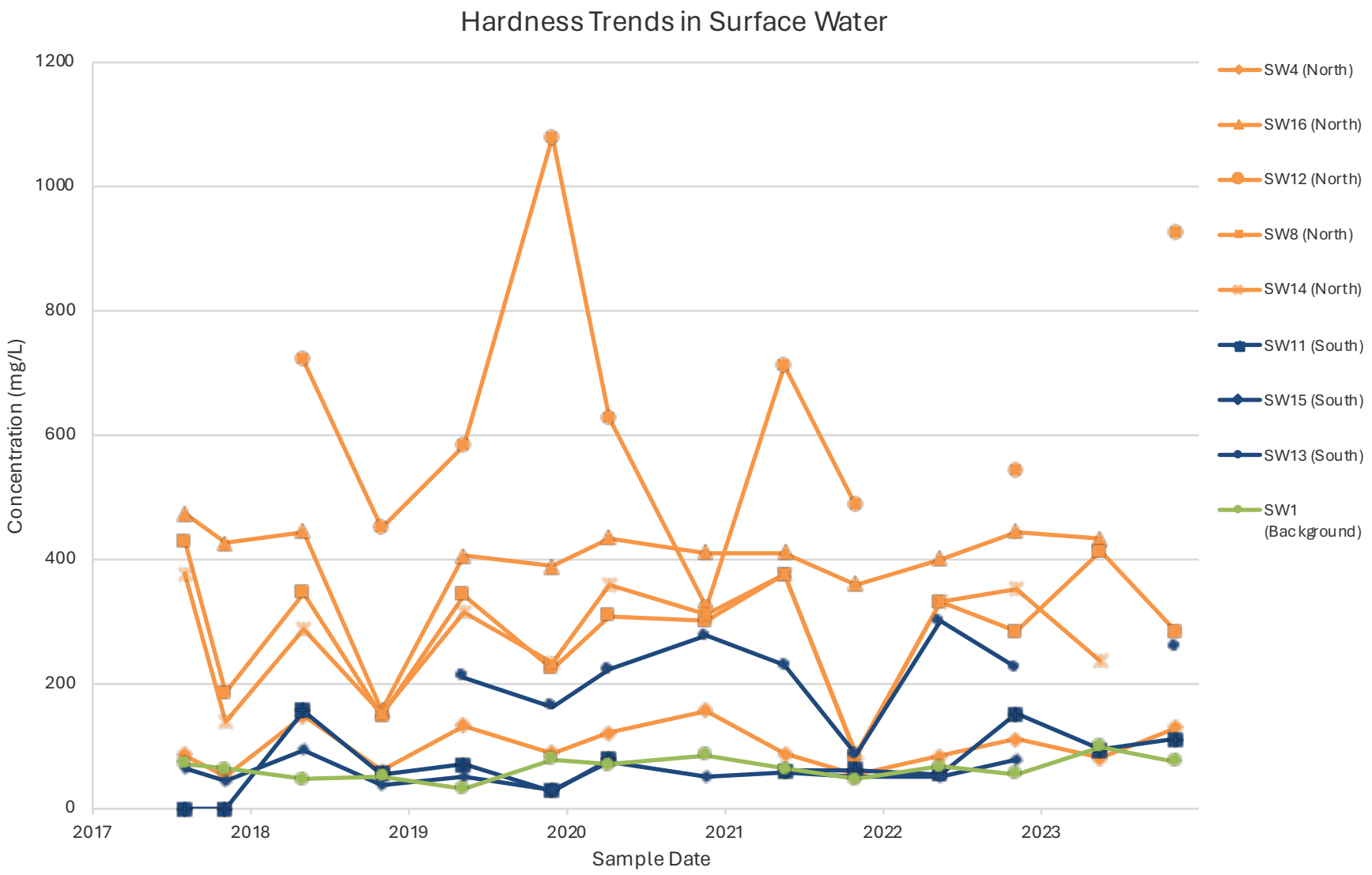

Notes: Data before 2017 is provided by the Township of Leeds and Thousand Islands.
Gaps between points denote missing data.
Results less than the MDL are plotted as the MDL.
The mean of duplicate samples is plotted.
Trend graphs are provided as an interpretive tool only. Refer to the summary tables in Appendix B for results.

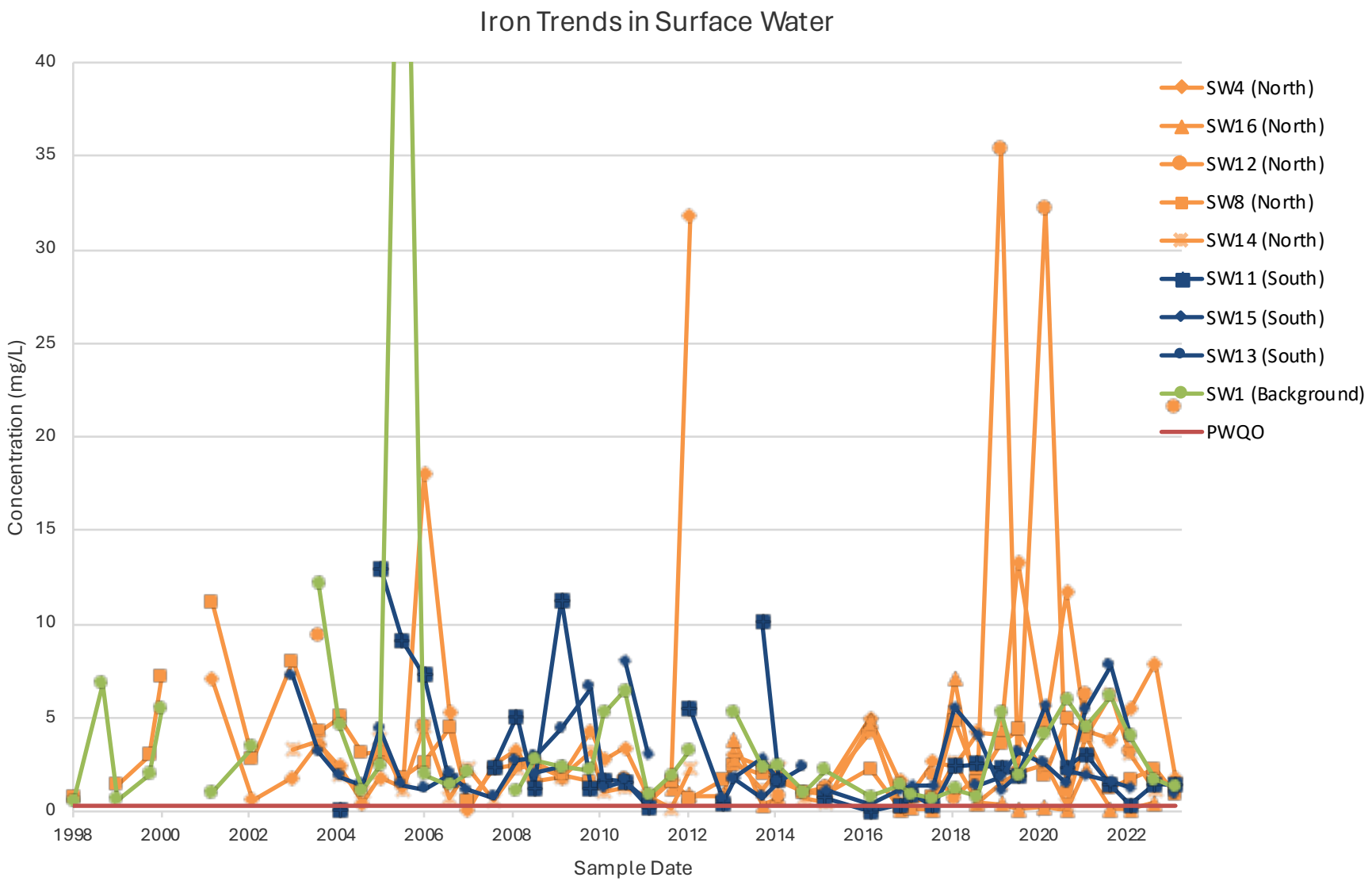

Notes: Data before 2017 is provided by the Township of Leeds and Thousand Islands.
Gaps between points denote missing data.
Results less than the MDL are plotted as the MDL.
The mean of duplicate samples is plotted.
Trend graphs are provided as an interpretive tool only. Refer to the summary tables in Appendix B for results.

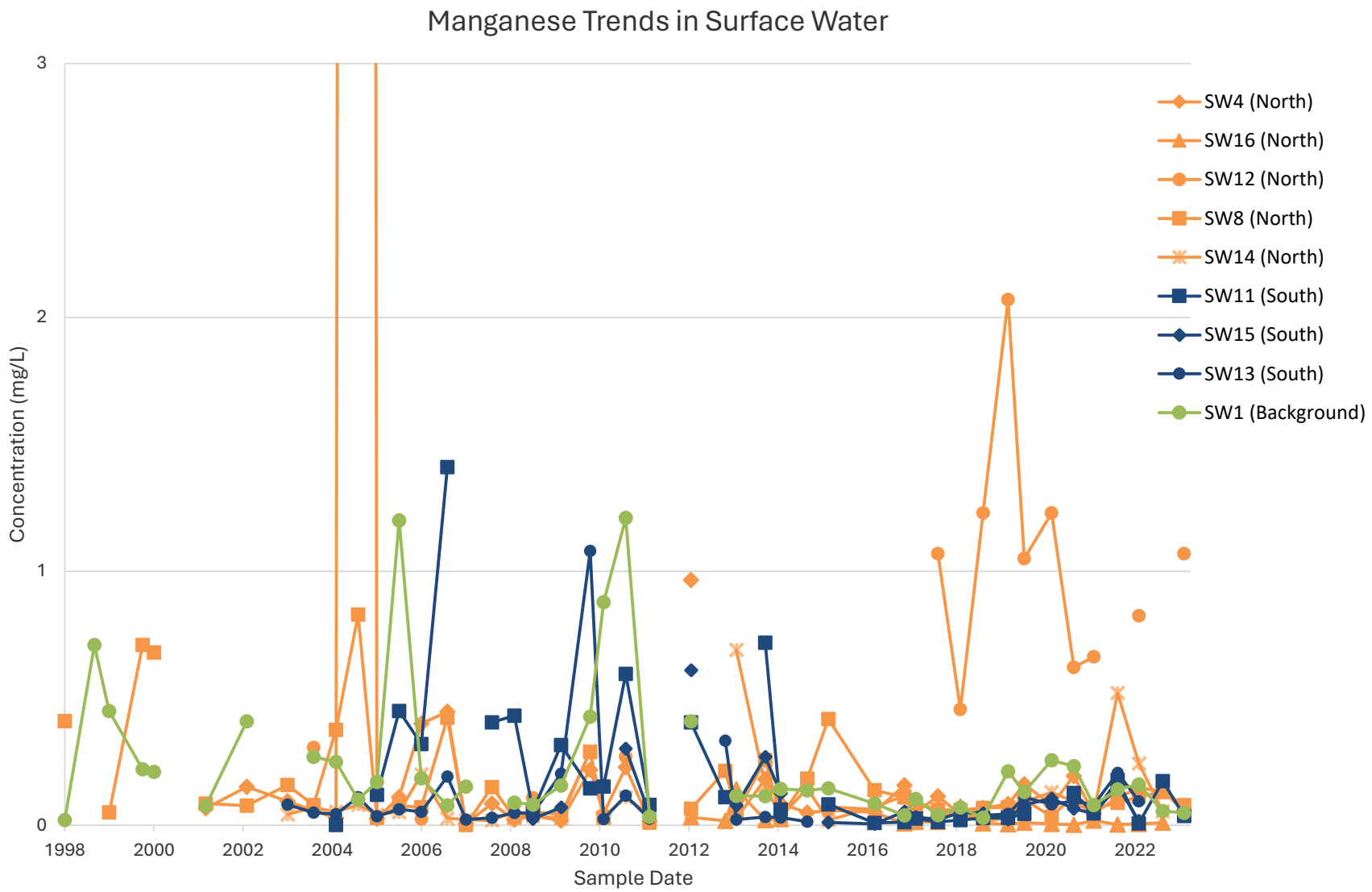

Notes: Data before 2017 is provided by the Township of Leeds and Thousand Islands.
Gaps between points denote missing data.
Results less than the MDL are plotted as the MDL.
The mean of duplicate samples is plotted.
Trend graphs are provided as an interpretive tool only. Refer to the summary tables in Appendix B for results.

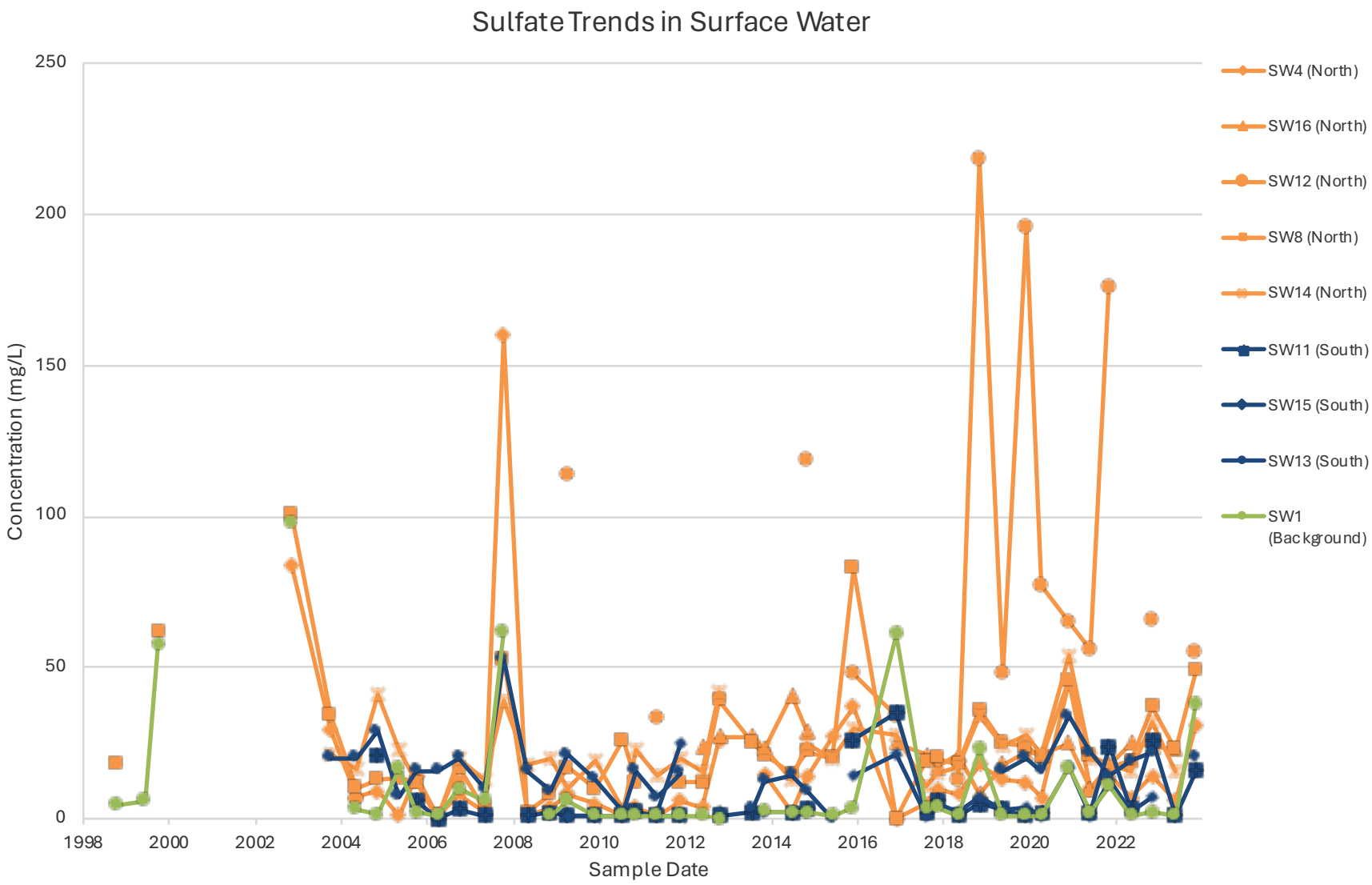

Notes: Data before 2017 is provided by the Township of Leeds and Thousand Islands.
Gaps between points denote missing data.
Results less than the MDL are plotted as the MDL.
The mean of duplicate samples is plotted.
Trend graphs are provided as an interpretive tool only. Refer to the summary tables in Appendix B for results.

Appendix J

Borehole Logs

MALROZ
ENGINEERING INCORPORATED

308 Wellington Street
2nd Floor
Kingston, ON K7K 7A8
Canada

613-548-3446
www.malroz.com

PROJECT: **Lansdowne Waste Disposal Site**

CLIENT: **Township of Leeds and the Thousand Islands**

BOREHOLE LOG: **BH101**

DRILLING CONTRACTOR: **Canadian Environmental Drilling Contractors Inc.**

DRILLING EQUIPMENT: **CME 55**

DRILLING METHOD: **Hollow Stem Auger**

SAMPLING METHOD: **Spiltspoon**

WELL ID: **MW101**
WELL TAG#: **A214566**
GROUND SURFACE ELEV.: **100.771**
TOP ELEVATION: **101.723**

DATUM: **NAD 83 Zone 18**
EASTING: **415427**
NORTHING: **4916927**

LOGGED BY:	INPUT BY:	FIELD INSTRUMENT(S):	DATE DRILLED:	VALIDATED BY:	CHECK:
AP	BC	RKI Eagle 2 CGI and PID	2017-09-19	AP	AP

Well Construction

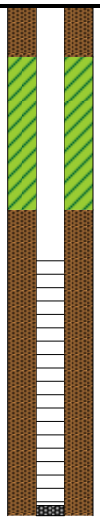

Depth (meters)	Description	Type	Moisture	Sample	% REC	Blows/Ft (RQD)
0	**Fill**		I	-	-	-
	Sand					
	Clay		Moist	S01	50	4
	some silt, brown, soft					
1	organic debris at 0.8m			S02	10	3
	organic debris at 1.4m			S03	40	5
2			Wet	S04	50	6
3	granite chunks in end of spoon			S05	50	100
	End of borehole at refusal (3.1m)					
4						
5						
6						
7						

CGI (% LEL): 0 50 100

PID (ppm): 1 10 100 1000

Notes: Well Construction Details
aboveground casing
50mm schedule 40 PVC
0.25mm slotted screen
1.5m screen
#2 sand

Groundwater Monitoring Details
monitored on September 19, 2017
CGI: nr
CGI(ME): nr
PID: nr

depth to water*: dry
depth to bottom*: --

* measurements taken from top of piezometer

THIS BOREHOLE LOG MUST BE READ TOGETHER WITH THE ACCOMPANYING REPORT

MALROZ
ENGINEERING INCORPORATED

308 Wellington Street
2nd Floor
Kingston, ON K7K 7A8
Canada

613-548-3446
www.malroz.com

PROJECT: **Lansdowne Waste Disposal Site**

CLIENT: **Township of Leeds and the Thousand Islands**

BOREHOLE LOG: **BH102**

DRILLING CONTRACTOR: **Canadian Environmental Drilling Contractors Inc.**

DRILLING EQUIPMENT: **CME 55**

DRILLING METHOD: **Hollow Stem Auger/Air Hammer**

SAMPLING METHOD: **Spiltspoon**

WELL ID: **MW102**
WELL TAG#: **A214609**
GROUND SURFACE ELEV.: **97.491**
TOP ELEVATION: **98.342**

DATUM: **NAD 83 Zone 18**
EASTING: **416173**
NORTHING: **4917048**

LOGGED BY:	INPUT BY:	FIELD INSTRUMENT(S):	DATE DRILLED:	VALIDATED BY:	CHECK:
AP	BC	RKI Eagle 2 CGI and PID	2017-09-19	AP	AP

Depth (meters)	Lithology	Description	Type	Moisture	Sample	% REC	Blows/Ft (RQD)
0		**Topsoil** black, abundant		Dry	S01	58	7
		Silty Clay grey, dense		Dry	S02	100	14
1				Dry	S03	100	10
2				Wet	S04	100	19
				Saturated	S05	100	13
3		silt and sand lense at 2.8m split spoon refusal at 3.8m auger refusal at 4.0m		Saturated	S06	50	31
		Sand and Gravel coarse		Saturated	S07	100	17
4		**Bedrock** granite		Saturated	-	-	-
5							
6		fracture/void at 6.1m					
		centralizer installed at 6.7m			-	-	-
7							
8							
9		End of borehole at target depth (9.1m)					

CGI (% LEL): 0 50 100
PID (ppm): 1 10 100 1000

Notes: Well Construction Details
aboveground casing
38mm schedule 40 PVC
0.25mm slotted screen
2.7m screen
#2 sand

Groundwater Monitoring Details
monitored on September 19, 2017
CGI: nr
CGI(ME): nr
PID: nr

depth to water*: --
depth to bottom*: --

* measurements taken from top of piezometer

THIS BOREHOLE LOG MUST BE READ TOGETHER WITH THE ACCOMPANYING REPORT

MALROZ
ENGINEERING INCORPORATED

308 Wellington Street
2nd Floor
Kingston, ON K7K 7A8
Canada

613-548-3446
www.malroz.com

PROJECT: **Lansdowne Waste Disposal Site**

CLIENT: **Township of Leeds and the Thousand Islands**

BOREHOLE LOG: **BH103**

DRILLING CONTRACTOR: **Canadian Environmental Drilling Contractors Inc.**

DRILLING EQUIPMENT: **CME 55**

DRILLING METHOD: **Hollow Stem Auger**

SAMPLING METHOD: **Spiltspoon**

WELL ID: **MW103**
WELL TAG#: **A214609**
GROUND SURFACE ELEV.: **97.554**
TOP ELEVATION: **98.391**

DATUM: **NAD 83 Zone 18**
EASTING: **416173**
NORTHING: **4917048**

LOGGED BY:	INPUT BY:	FIELD INSTRUMENT(S):	DATE DRILLED:	VALIDATED BY:	CHECK:
AP	BC	RKI Eagle 2 CGI and PID	2017-09-19	AP	AP

Well Construction	Depth (meters)	Lithology	Description	Type	Moisture	Sample	% REC	Blows/Ft (RQD)	CGI (% LEL) 0 50 100	PID (ppm) 1 10 100 1000
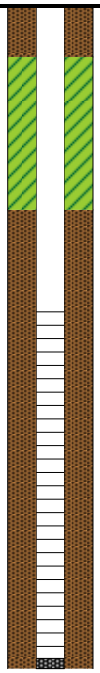	0		**see BH102 for details**							
	1									
	2				—	-	-	-		
	3									
	4		End of borehole at refusal (4.0m)							
	5									
	6									
	7									

Notes: Well Construction Details
aboveground casing
50mm schedule 40 PVC
0.25mm slotted screen
2.1m screen
#2 sand

Groundwater Monitoring Details
monitored on September 19, 2017
CGI: nr
CGI(ME): nr
PID: nr

depth to water*: 2.48
depth to bottom*: 4.42

* measurements taken from top of piezometer

THIS BOREHOLE LOG MUST BE READ TOGETHER WITH THE ACCOMPANYING REPORT

MALROZ
ENGINEERING INCORPORATED

308 Wellington Street
2nd Floor
Kingston, ON K7K 7A8
Canada

613-548-3446
www.malroz.com

PROJECT: **Lansdowne Waste Disposal Site**

CLIENT: **Township of Leeds and the Thousand Islands**

BOREHOLE LOG: **BH104**

DRILLING CONTRACTOR: **Canadian Environmental Drilling Contractors Inc.**

DRILLING EQUIPMENT: **CME 55**

DRILLING METHOD: **Hollow Stem Auger/Air Hammer**

SAMPLING METHOD: **Spiltspoon**

WELL ID: **MW104**
WELL TAG#: **A214605**
GROUND SURFACE ELEV.: **97.085**
TOP ELEVATION: **96.95**

DATUM: **NAD 83 Zone 18**
EASTING: **416367**
NORTHING: **4917233**

LOGGED BY:	INPUT BY:	FIELD INSTRUMENT(S):	DATE DRILLED:	VALIDATED BY:	CHECK:
AP	BC	RKI Eagle 2 CGI and PID	2017-09-20	AP	AP

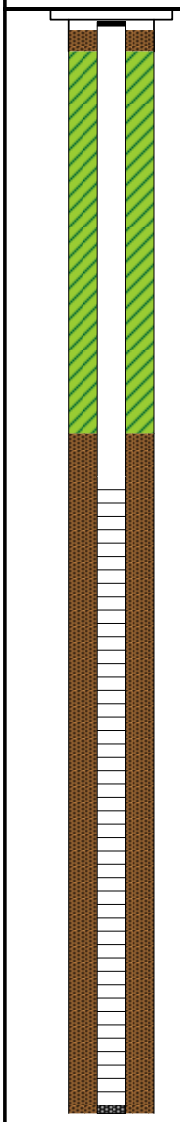

Depth (meters)	Description	Type	Moisture	Sample	% REC	Blows/Ft (RQD)
0	**Topsoil**					
	Silty Clay some sand, trace oragnics, grey		Moist	S01	80	4
1			Wet	S02	100	14
	Clay splitspoon refusal at 1.3m			S03	100	50
	Bedrock granite, red and black					
2						
3						
4	fracture at 4.4m					
	fracture at 4.7m		I	-	-	-
5						
	fracture at 5.8m					
6						
7						
8	End of borehole at target depth (8.1m)					

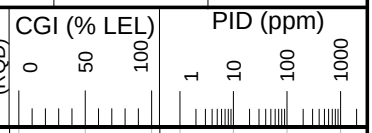

Notes:

Well Construction Details
aluminum flushmount casing
38mm schedule 40 PVC
0.25mm slotted screen
4.6m screen
#2 sand

Groundwater Monitoring Details
monitored on September 20, 2017
CGI: nr
CGI(ME): nr
PID: nr

depth to water*: 1.62
depth to bottom*: 7.95

* measurements taken from top of piezometer

THIS BOREHOLE LOG MUST BE READ TOGETHER WITH THE ACCOMPANYING REPORT

MALROZ
ENGINEERING INCORPORATED

308 Wellington Street
2nd Floor
Kingston, ON K7K 7A8
Canada

613-548-3446
www.malroz.com

PROJECT: **Lansdowne Waste Disposal Site**

CLIENT: **Township of Leeds and the Thousand Islands**

BOREHOLE LOG: **BH105**

DRILLING CONTRACTOR: **Canadian Environmental Drilling Contractors Inc.**

DRILLING EQUIPMENT: **CME 55**

DRILLING METHOD: **Hollow Stem Auger**

SAMPLING METHOD: **Not Sampled**

WELL ID: **MW105**
WELL TAG#: **A214605**
GROUND SURFACE ELEV.: **97.241**
TOP ELEVATION: **98.065**

DATUM: **NAD 83 Zone 18**
EASTING: **416367**
NORTHING: **4917233**

LOGGED BY:	INPUT BY:	FIELD INSTRUMENT(S):	DATE DRILLED:	VALIDATED BY:	CHECK:
AP	BC	RKI Eagle 2 CGI and PID	2017-09-20	AP	AP

Well Construction	Depth (meters)	Lithology	Description	Type	Moisture	Sample	% REC	Blows/Ft (RQD)	CGI (% LEL) 0 50 100	PID (ppm) 1 10 100 1000
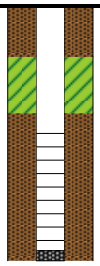	0		**See BH104 for details**		—	-	-	-		
	1									
			End of borehole at refusal on bedrock (1.5m)							
	2									
	3									
	4									
	5									
	6									
	7									

Notes: Well Construction Details
aboveground casing
50mm schedule 40 PVC
0.25mm slotted screen
0.8m screen
#2 sand

Groundwater Monitoring Details
monitored on September 20, 2017
CGI: nr
CGI(ME): nr
PID: nr

depth to water*: 1.79
depth to bottom*: --

* measurements taken from top of piezometer

THIS BOREHOLE LOG MUST BE READ TOGETHER WITH THE ACCOMPANYING REPORT

MALROZ
ENGINEERING INCORPORATED

308 Wellington Street
2nd Floor
Kingston, ON K7K 7A8
Canada

613-548-3446
www.malroz.com

PROJECT: **Lansdowne Waste Disposal Site**

CLIENT: **Township of Leeds and the Thousand Islands**

BOREHOLE LOG: **BH106**

DRILLING CONTRACTOR: **Canadian Environmental Drilling Contractors Inc.**

DRILLING EQUIPMENT: **CME 55**

DRILLING METHOD: **Hollow Stem Auger**

SAMPLING METHOD: **Spiltspoon**

WELL ID: **MW106**
WELL TAG#: **A214604**
GROUND SURFACE ELEV.: **95.931**
TOP ELEVATION: **96.812**

DATUM: **NAD 83 Zone 18**
EASTING: **416285**
NORTHING: **4916099**

LOGGED BY:	INPUT BY:	FIELD INSTRUMENT(S):	DATE DRILLED:	VALIDATED BY:	CHECK:
AP	BC	RKI Eagle 2 CGI and PID	2017-09-20	AP	AP

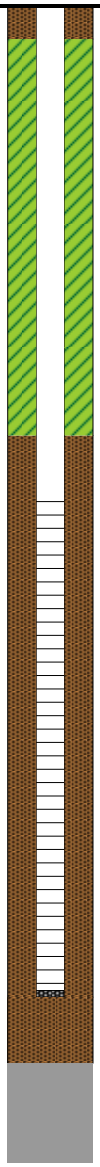

Depth (meters)	Lithology	Description	Type	Moisture	Sample	% REC	Blows/Ft (RQD)
0		**Silty Clay** grey with brown mottling, trace organics		Moist	S01	100	9
1					S02	100	17
		light mottling at 1.5m			S03	100	18
2					S04	100	26
		trace silt at 2.5m wet zone at 2.8m soft from 3.0m to 3.2m			S05	100	6
3					S06	100	3
4					S07	100	10
		soft at 4.3m			S08	100	4
5		some sand at 5.0m			S09	100	8
6				Wet	S10	100	4
		voids/pockets at 6.5m			S11	100	6
7		intermittent sand lenses from 7.3m to 8.5m			S12	100	11
					S13	100	10
8		silt at 8.2m			S14	100	39
9		**Sand** some silt		Saturated	S15	50	10
		flowing sand at 9.5m			-	30	-
10					-	-	
		End of borehole at target depth (10.7m)					

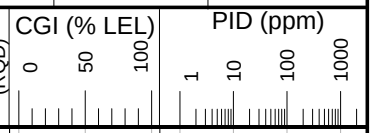

Notes: Well Construction Details
aboveground casing
50mm schedule 40 PVC
0.25mm slotted screen
4.6m screen
#2 sand

Groundwater Monitoring Details
monitored on September 20, 2017
CGI: nr
CGI(ME): nr
PID: nr

depth to water*: 5.15
depth to bottom*: 10.09

* measurements taken from top of piezometer

THIS BOREHOLE LOG MUST BE READ TOGETHER WITH THE ACCOMPANYING REPORT

MALROZ
ENGINEERING INCORPORATED

308 Wellington Street
2nd Floor
Kingston, ON K7K 7A8
Canada

613-548-3446
www.malroz.com

PROJECT: **Lansdowne Waste Disposal Site**

CLIENT: **Township of Leeds and the Thousand Islands**

BOREHOLE LOG: **BH107**

DRILLING CONTRACTOR: **Strata Drilling Group**

DRILLING EQUIPMENT: **GM100GT**

DRILLING METHOD: **Diamond Coring (NQ)**

SAMPLING METHOD: **Not Sampled**

WELL ID: **MW107**
WELL TAG#: **A215856**
GROUND SURFACE ELEV.: **-**
TOC ELEVATION: **-**

DATUM: **NAD 83 Zone 18**
EASTING: **416478**
NORTHING: **4916964**

LOGGED BY:	INPUT BY:	FIELD INSTRUMENT(S):	DATE DRILLED:	VALIDATED BY:	CHECK:
BC	BC	RKI Eagle 2 CGI and PID	2/6/2018	ZL	AP



Depth (meters)	Lithology	Description	Type	Moisture	Sample	% REC	RQD	FF (per m)
0		**Silty Clay** brown, mottled, trace organics		Moist		100	100	
1								
2		**Bedrock** granite, mafic, competent		–		100	100	0
3						75	75	1
4		0.1 m fracture at 4.0 m						
5						100	100	0
6		fracture at 6.4 m fracture at 6.6 m				97	97	2
7						100	100	0
8		fracture at 8.0 m End of borehole at target depth (8.3 m)				100	100	1

CGI (% LEL): 0 50 100

PID (ppm): 1 10 100 1000

Notes: Well Construction Details
steel flushmount casing
32mm schedule 40 PVC
0.25mm slotted screen
3.0m screen
#1 sand

Groundwater Monitoring Details
monitored on -
CGI: -
CGI(ME): -
PID: -

depth to water: -
depth to bottom: -

THIS BOREHOLE LOG MUST BE READ TOGETHER WITH THE ACCOMPANYING REPORT

MALROZ
ENGINEERING INCORPORATED

308 Wellington Street
2nd Floor
Kingston, ON K7K 7A8
Canada

613-548-3446
www.malroz.com

PROJECT: **Lansdowne Waste Disposal Site**

CLIENT: **Township of Leeds and the Thousand Islands**

BOREHOLE LOG: **BH201**

DRILLING CONTRACTOR: **Canadian Environmental Drilling Contractors Inc.**

DRILLING EQUIPMENT: **Track Mounted CME 55**

DRILLING METHOD: **Auger**

SAMPLING METHOD: **Split Spoon**

WELL ID: **MW201**
WELL TAG#:
GROUND SURFACE ELEV.: **96.59**
TOP ELEVATION: **97.37**

DATUM: **18T NAD 83**
EASTING: **383659**
NORTHING: **4901629**

LOGGED BY:	INPUT BY:	FIELD INSTRUMENT(S):	DATE DRILLED:	VALIDATED BY:	CHECK:
RF	RF		October 29, 2019		

Depth (meters)	Description	Type	Moisture	Sample	% REC	Blows/Ft (RQD)
0	**Clay** cornfield cover, trace sand, trace silt, brown		Damp	S01	100	4
				S02	75	18
1			Moist	S03	100	5
2	**Silt** some clay, trace sand, grey-brown			S04	100	29
	Sand coarse, light brown		Saturated	S05	83	51
3				S06	100	R
	Bedrock					
4						
5						
6						
	End of borehole at target depth (6.3 m)					
7						

CGI (% LEL): 0, 50, 100
PID (ppm): 1, 10, 100, 1000

Notes: Well Construction Details
aboveground casing
50 mm schedule 40 PVC
0.25 mm slotted screen
1.5 m screen
#2 sand

Groundwater Monitoring Details
monitored on November 13, 2019
CGI: nr
CGI (ME): -
PID: nr

depth to water*: 4.50 m
depth to bottom*: 6.79 m

* measurements taken from top of piezometer

THIS BOREHOLE LOG MUST BE READ TOGETHER WITH THE ACCOMPANYING REPORT

MALROZ
ENGINEERING INCORPORATED

308 Wellington Street
2nd Floor
Kingston, ON K7K 7A8
Canada

613-548-3446
www.malroz.com

PROJECT: **Lansdowne Waste Disposal Site**

CLIENT: **Township of Leeds and the Thousand Islands**

BOREHOLE LOG: **BH202**

DRILLING CONTRACTOR: **Canadian Environmental Drilling Contractors Inc.**

DRILLING EQUIPMENT: **Track Mounted CME 55**

DRILLING METHOD: **Auger**

SAMPLING METHOD: **Split Spoon**

WELL ID: **MW202**
WELL TAG#:
GROUND SURFACE ELEV.: **96.6**
TOP ELEVATION: **97.36**

DATUM: **18T NAD 83**
EASTING: **383693**
NORTHING: **4901635**

LOGGED BY:	INPUT BY:	FIELD INSTRUMENT(S):	DATE DRILLED:	VALIDATED BY:	CHECK:
RF	RF		October 29, 2019		

Well Construction	Depth (meters)	Lithology	Description	Type	Moisture	Sample	% REC	Blows/Ft (RQD)	CGI (% LEL) 0 50 100	PID (ppm) 1 10 100 1000
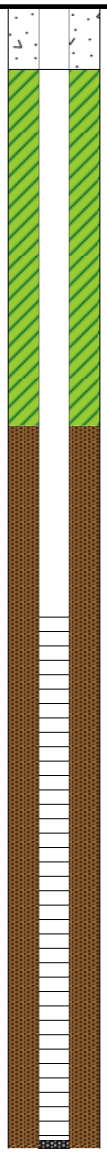	0		**Clay** cornfield cover, trace sand, trace silt, grey-brown							
	1									
	2		**Silt** trace clay, grey-brown							
	3		**Sand** trace silt, brown							
			End of borehole at auger refusal (3.3 m)							

Notes: Well Construction Details
aboveground casing
38 mm schedule 40 PVC
0.25 mm slotted screen
1.5 m screen
#2 sand

Groundwater Monitoring Details
monitored on November 13, 2019
CGI: nr
CGI (ME): -
PID: nr

depth to water*: 1.40 m
depth to bottom*: 4.16 m

* measurements taken from top of piezometer

THIS BOREHOLE LOG MUST BE READ TOGETHER WITH THE ACCOMPANYING REPORT

MALROZ
ENGINEERING INCORPORATED

308 Wellington Street
2nd Floor
Kingston, ON K7K 7A8
Canada

613-548-3446
www.malroz.com

PROJECT: **Lansdowne Waste Disposal Site**

CLIENT: **Township of Leeds and the Thousand Islands**

BOREHOLE LOG: **BH203**

DRILLING CONTRACTOR: **Canadian Environmental Drilling**

DRILLING EQUIPMENT: **Track Mounted CME 55**

DRILLING METHOD: **Auger**

SAMPLING METHOD: **Split Spoon**

WELL ID: **MW203**
WELL TAG#:
GROUND SURFACE ELEV.: **95.96**
TOC ELEVATION: **96.79**

DATUM: **18T NAD 83**
EASTING: **383682**
NORTHING: **4901614**

LOGGED BY:	INPUT BY:	FIELD INSTRUMENT(S):	DATE DRILLED:	VALIDATED BY:	CHECK:
RF	RF		October 29, 2019		

Depth (meters)	Description	Type	Sample	% REC	RQD	FF (per m)
0–1	**Clay** vegetation cover, trace silt, grey-brown		S01, S02, S03			
2	**Clayey Silt** trace sand, light brown					
3–4	**Clay** trace silt, grey-brown					
5–10	**Silt** trace clay, trace sand, grey					
11–13	**Sand** trace silt, grey-brown			42		2
14–17	**Bedrock**					
18	End of borehole at target depth (17.2 m)					

Moisture

CGI (% LEL): 0, 50, 100

PID (ppm): 1, 10, 100, 1000

Notes: Well Construction Details
aboveground casing
50 mm schedule 40 PVC
0.25 mm slotted screen
1.5 m screen
#2 sand

Groundwater Monitoring Details
monitored on November 13, 2019 depth to water: 1.11 m
CGI: 240 ppm depth to bottom: 15.57 m
CGI (ME): 350 ppm
PID: nr

THIS BOREHOLE LOG MUST BE READ TOGETHER WITH THE ACCOMPANYING REPORT

WELL LOG

Enclosure No.: A331662

Project Name: **1037 - Lansdowne**		Project Number: **1037**
Client: **Township of Leeds and the Thousand Islands**	Well Number: **BH301**	Page: **1 of 1**
Location: **Lansdowne Waste Disposal Site**	Date Started: **2021 July 19**	Datum: **NAD 83 UTM Zone 18N**
Drilling Contractor: **Canadian Environmental Drilling Contractors Inc**	Date Finished: **2021 July 19**	Elevation:
Drilling Equipment: **CME 55LC**	Easting:	Northing:
Drilling and Sampling Method: **150mm Solid-Stem Augers**	Logged By: **M. Wright**	Checked By: **J. Pyke**

Depth BGS (m)	Elevation (m)	Stratigraphy	Description	Monitoring Well	Sample Type	Sample Number	Recovery (%)	Penetration Index / RQD
0.2			**Clay** brown, moist.					
0.4								
0.6								
0.8								
1.0								
1.2								
1.4								
1.6								
1.8								
2.0								
2.2								
2.4			**Bedrock (Red Granite)**.	Bentonite				
2.6								
2.8								
3.0								
3.2								
3.4								
3.6								
3.8								
4.0								
4.2								
4.4								
4.6								
4.8								
5.0								
5.2				5.2				
5.4								
5.6								
5.8								
6.0				Filter Sand				
6.2								
6.4								
6.6								
6.8								
7.0								
7.2				Screen				
7.4								
7.6								
7.8								
8.0								
8.2								
8.4								
8.6								
8.8				8.8				
9.0			End of borehole at target 8.84 m.					

NOTES:

Well Construction Details
stick-up with aluminum monument
38.1 mm Sch. 40 PVC
2.54 mm slotted screen
3.05 m screen
#1 sand

Groundwater Monitoring Details
monitored on 2021 August 31
DTW[1]: 1.8 m
DTB[1]: 8.8 m
[1]depths are reported from TOP

- combustible and organic vapour values of 0 indicate no response on the instrument or below the lower explosive limit