FUNDING OVERVIEW

The following is a breakdown on the revenue sources for the proposed 2026 Capital Budget:

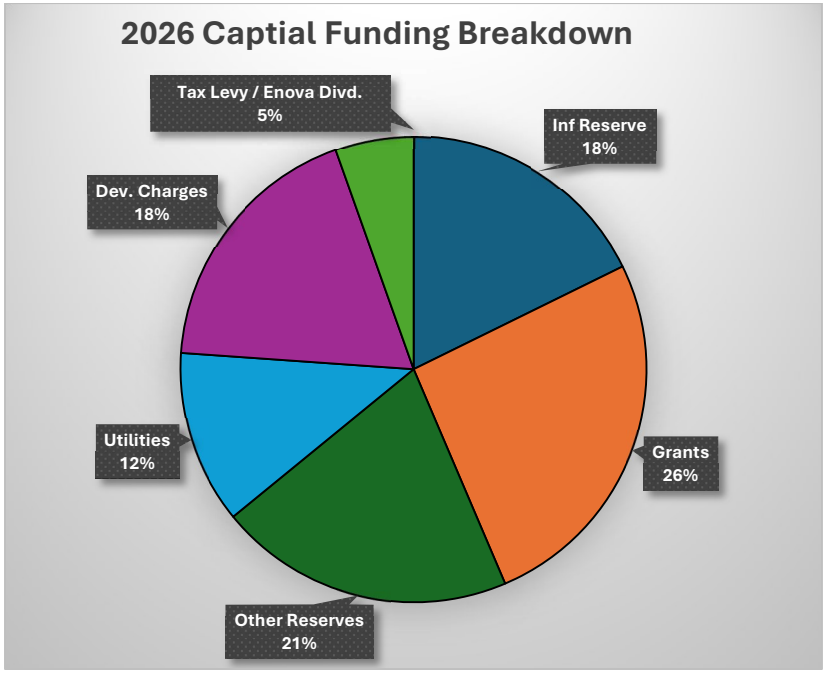

These funding sources are explained in more detail below:

TAX LEVY / ENOVA DIVIDEND

The capital budget is supported by a direct contribution from the tax levy. The amounts in 2026 include direct tax levy contributions for infrastructure, equipment reserve contributions, and starting in 2026 the Enova dividend will be used to support the capital program. This change in the Enova dividend does not impact the tax rate, and will enable surplus dividends to support the capital budget while keeping stability in the operating budget.

In future years, the Township will move towards a fully reserve funded approach to capital. This will include a long-term plan with consistent annual reserve contributions to avoid fluctuations in the tax levy.

INFRASTRUCTURE RESERVE FUND

The Infrastructure Levy was first introduced in 2012. The Infrastructure Levy was introduced to address the Township's infrastructure deficit.

Just over $2.36 million annually is currently being directed through the Infrastructure Levy to the Infrastructure Reserve Fund to help address the infrastructure deficit, to make sure we are addressing Provincial downloading.

While the establishment of the infrastructure levy has aided the municipality in addressing its infrastructure deficit, it is important to note that the roads and bridges needs study completed in 2012 found that a levy of between 3-4% per year was required. The Township's asset management identified a 10-year infrastructure gap of over $100 million which will take sustained effort to reduce over the next 10 years.

The 2026 budget recommends a 1% increase to the infrastructure reserve (approximately $180,000) to $2.54M to help address the funding gap.

Also proposed in 2025 and continuing in 2026, is the use of a portion of the infrastructure levy to support the renewal and upgrading of financial and HR software. Capital needs such as new systems and software have limited funding sources apart from a direct contribution from the capital levy.

CLIMATE ACTION/GREENING LEVY

In 2019, the Township instituted a Climate Action/Green Infrastructure Levy to support corporate and community climate action. Council's endorsement of community GHG reduction targets—50% by 2030 and 80% by 2050—underscored the need for funding to implement the Waterloo Region-wide climate change mitigation strategy, TransformWR.

In 2024, a Climate Action & Sustainability Coordinator position was approved by Council to lead the development and implementation of corporate and community climate initiatives to meet the Township's GHG reduction targets.

In 2025, as per Council direction following the budget parameters discussion, the Climate Action/Green Infrastructure Levy was reduced from $336,000 by $100,000 to achieve Council's desired tax levy target. As part of the 2025 Climate Roadmap, staff proposed a five-year plan with various initiatives. Finance Staff worked with the climate team to analyze this plan and found it would be funded for the next five years at current contribution rates. As a result, no changes to the climate levy contribution are being proposed in the 2026 budget.

RESERVE AND RESERVE FUNDS

More reserve details can be found in **Appendix 9 – Reserve and Reserve Fund Summary**.

Best practice for capital budgeting follows a reserve fund approach. Rather than fund capital projects directly, annual reserve contributions are made to reserves and the capital expenditures are funded from these reserves based on long term capital needs and anticipated reserve balances. This approach allows the ability to smooth out fluctuations in capital spending and to build up reserve funds over time.

The Township has historically followed a hybrid reserve / pay as you go approach. Most capital revenue received each year is transferred in to reserves, then transferred out and fully allocated to capital projects in the following budget year. This short-term approach results in capital spending which closely matches annual revenue rather than taking a long term or priority-based approach.

As most capital revenue is consumed in the same year, this approach also does not allow reserves to be built to save for future needs or to respond to changing priorities.

The outcome of this approach over time is very low reserve balances and an increased risk to the long-term capital sustainability. It should be noted that the Township's true reserve fund position is more difficult to assess due to the pay as you go approach to capital. Therefore, a more conservative estimate has been used in this analysis assuming all costs budgeted will be spent.

In preparation for the 2026 budget, staff performed a reserve and reserve fund analysis comparing 2024 year-end balances, estimated 2025 balances and projected 2026 position.

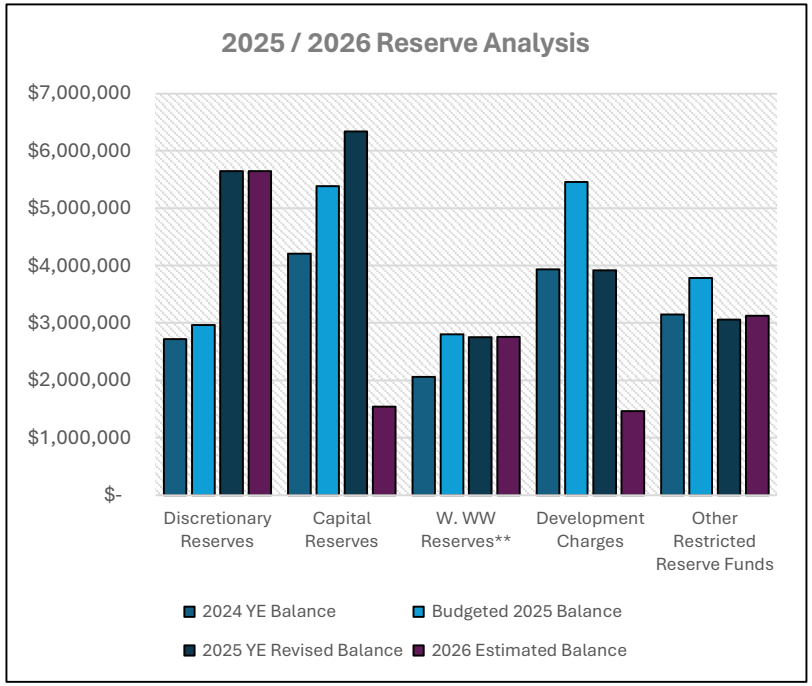

The revised forecast shows improvements to discretionary reserves driven by improved working capital reserves and improvements to the winter control and operating contingency reserve contributions in the 2026 budget. Additionally, the water and wastewater reserve funds are substantially improved due to reduced capital spending and lower than expected water and wastewater operating deficits.

Other capital and development charge reserves are showing declining balances due to 2025 project overages and large draws for upcoming capital works. More closer monitoring of reserve and reserve funds have occurred in recent years and the Township is moving towards greater fiscal sustainability.

CAPITAL RESERVES

The following are the primary capital reserves used in the funding of the capital program:

- Infrastructure Reserve Fund – Primary funding source for major infrastructure renewal and asset replacement. (Discussed above)
- Climate Greening Reserve Fund – funding for infrastructure work contributing to greener, healthier environment. (Discussed above)
- Property Building – for the major costs of maintaining public buildings and associated property.

- Park Fund - for the acquisition and development of public parks and recreational properties.
- Walter Bean Trail Fund - financing for improvements to the Walter Bean Trail.
- Working Capital Reserve – the purpose of this reserve is to fund short term cash flow needs and internal borrowing. Internal borrowing has not been accurately reflected in this reserve and has been adjusted in this budget. This is described in more detail below.

EQUIPMENT RESERVES

The Equipment Reserve Fund is used for the replacement of vehicles and heavy equipment. This includes fire trucks, snowplows, passenger vehicles and other major equipment.

Recent years of high inflation has increased the cost of many goods. Heavy equipment in particular has seen cost increases well above the price of inflation. The Township historically budgeted for replacement needs based on an annual contribution to a reserve fund based on the expected life of the equipment and the last purchase price.

However, with the recent high-cost increases, existing annual contributions have not been sufficient. For example, the cost of a fire truck has almost doubled in recent years from a pre-Covid cost of less than $800,000 to over $1.5 million today. As a result, the current equipment reserve is in a negative position due to insufficient contributions to support the current cost of replacements.

The 2026 Budget recommends an increase to the fire equipment reserve of $200,000 annually to begin to address this deficit. While this is a large increase, this contribution is still insufficient and will need to continue over the next three years to move towards sustainability.

DEVELOPMENT ADMINISTRATION RESERVE FUND

The Development Administration Reserve is used to assist in offsetting administration and inspection costs incurred in the case of new development. In 2024 and 2025, there was a significant increase in the funding for this reserve related to an increase in development applications. This reserve fund is set aside for future costs related to development that are expected to occur in future years. In 2025 a development financial analyst position was approved with 75% of the salary being funded from this reserve. In addition, there is a new development inspector position requested in the 2026 budget to be funded from this reserve. A further analysis on this reserve will be completed in 2026 to ensure this reserve fund remains sustainable over the long term.

It should be noted that this reserve fund is not legislatively restricted as Building (OBC) or Development Charges so there is flexibility on the use of this reserve.

UTILITY RESERVES

Utility reserves are the funding source for water and sewer related projects. This reserve is funded through contributions from water and wastewater rates. In the 2024 budget, Council was made aware of low reserve situation in utility reserves and increased the rates to allow for additional contributions.

The Township has also experienced large operating deficits in the water and wastewater operating budgets. As part of the 2025 budget process, Council approved the creation of a water and wastewater operating contingency as part of the increase in utility rates. This amount will continue in 2026 and will provide a funding source in case of future utility operating deficits and avoid impacts on our capital program. Due to reduced capital spending and lower forecasted operating deficits, there is significant improvements in these reserves.

DISCRETIONARY RESERVES

In addition to the capital reserves outlined above, the Township maintains a number of discretionary reserves. The purpose of these reserves is to fund unforeseen expenditures primarily in the operating budget. Examples of the discretionary reserves include:

- Working Capital Reserve - To finance short-term cash deficiencies and avoid external borrowing costs.
- Insurance Reserve - to accommodate annual fluctuations in cost of claims (deductibles) and premiums.
- Capital Budget Contingency - mitigate the impacts of unforeseen events, extraordinary expenditures in the capital budget.
- Operating Budget Contingency - mitigate the impacts of unforeseen events, extraordinary expenditures and reductions in revenue in the operating budget.
- OMB / Legal Reserve - offset extraordinary and unforeseen OLT or legal expenditures
- Winter Control / Stabilization - mitigate the impacts of unforeseen winter events or extraordinary expenditures.
- Special Circumstances Reserve – funds costs related to special projects or circumstances as approved by Council from time to time.

WORKING CAPITAL RESERVE

The purpose of the working capital reserve is to finance short-term cash deficiencies and avoid external borrowing costs. Previously identified internal borrowing was offset against this reserve to provide a true picture of the reserve balances. With the 2025 debt issue, this

allowed for a replenishment of the working capital reserve because of the funds received from external borrowing.

PROVINCIAL AND FEDERAL GRANTS

The graph below outlines the historical changes in senior government grants over the past few years.

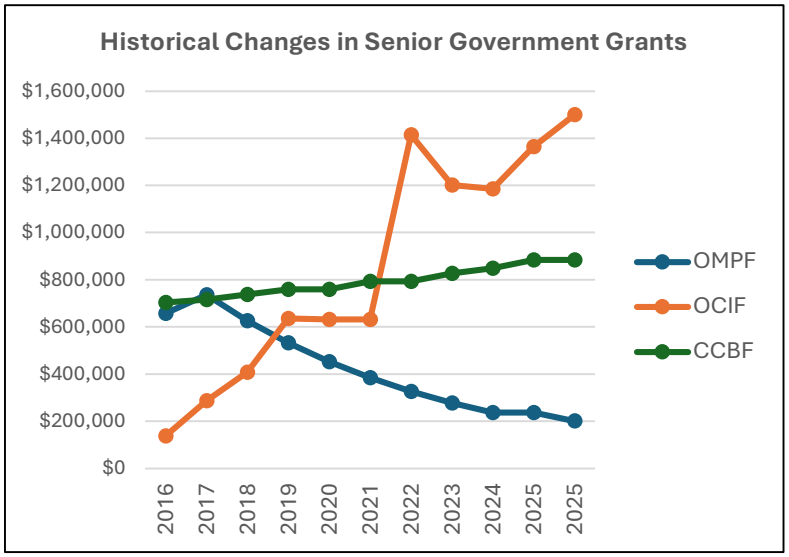

While some grants such as the CCBF have remained relatively consistent, there have been larger variations in other grants. The OMPF has declined over time which is offset by increases in OCIF grants. The Township is heavily reliant on such grants to fund programs, and this variability in funding can impact predictability and reliability in developing budgets.

ONTARIO MUNICIPAL PARTNERSHIP FUND (OMPF)

The Township annually receives an unconditional operating grant from the Province called the Ontario Municipal Partnership Fund (OMPF). This grant program is designed to assist northern and rural municipalities. In

2018 the Township's OMPF payment started decreasing by 15% increments every year. The Township's current OMPF allocation of $236,200 in 2025 is a cumulative $535,000 decrease since 2017.

The province has confirmed a further 15% reduction in OMPF funding which would amount to approximately $35,000 reduction to $200,600 in 2026.

ONTARIO COMMUNITY INFRASTRUCTURE FUND (OCIF)

Since 2015, the Township has been receiving annual funding from the Province under the OCIF formula-based funding program. At the start of the grant program the Township received only $137,620 but that figure increased to $1,413,990 in 2022. In 2025 the Township will receive $1,363,737 with an increase in 2026 to $1,500,111. In recent years OCIF has mainly been used as a funding source for the Township's resurfacing and maintenance paving programs.

CANADA COMMUNITY BUILDING FUND (CCBF)

The Township has been receiving CCBF (formally known as the Federal Gas Tax), since 2006. The Township receives federal funding under this program to support the capital budget. This program is currently managed by AMO (Association of Municipalities Ontario). The CCBF program allows municipalities to carry over funds for up to five years which ensures municipalities have the flexibility to direct funding towards desired projects. The Township received $848,852 in 2024 and 2025. The CCBF agreement was extended for 10 years in 2024.

HOUSING ACCELERATOR FUND (HAF)

In February 2024, the Township was advised by the Canadian Mortgage and Housing Corporation that our Housing Accelerator Fund (HAF) application for funding in the amount of $6.72 million was approved and an initial advance of $1.68 million was received. The Township is expecting three (2) additional installments over the next 2 years which however the final installment is conditional on housing targets met.

Staff expect we will see an increase in housing unit permits in 2025 and this will result in alignment with our HAF targets. The Township is using the funding provided to complete 10 initiatives required through the program including a significant portion of the funds allocated towards the 22 Church St. strategic property purchase in Downtown Elmira to facilitate a mixed-use development with affordable housing units.

DEVELOPMENT CHARGES

The Township adheres to a growth should pay for growth philosophy. Where the financial burden of new growth should not be borne by existing residents where possible. To the extent possible the Township relies on development charges (DC's) to fund the infrastructure needs of growth. In 2024 the Township performed a DC Background Study to update the rates charged for new development.

At the end of 2024 the closing balances of DC reserves was a total of $3.9 million which is a decrease of over $1 million compared to 2023-year end. It is important to note that this balance includes several DC reserves such as wastewater and fire that are in a negative balance which means these are effectively borrowing from the other DC reserves (see the debt section for more details on interfund borrowing).

The proposed 10-year growth related capital costs exceed $330 million in the DC background study compared to anticipated DC and grant revenue of $115 million which leaves a $210 million shortfall. This level of capital spending simply could not be supported by the

Township's existing financial resources meaning the extent of the capital works identified in the DC background study is not financially viable. Recent changes to legislation which delayed DC collections until occupancy which will place further pressure on our DC reserve balances.

A new Development Financial Analyst contract position was onboarded in late 2025 and has already begun a detailed analysis on our development revenues and creation of a sustainable growth-related capital plan. This work will be presented in 2026 together with an operating impact analysis to better understand the financial impacts of growth.

DEBT FUNDING

More reserve details can be found in **Appendix 10 – Debt Overview**

With limited reserves and a hybrid pay as you go approach to capital, the Township will need to issue debt as part of its long-term financing strategy. Debt is an important capital financing tool which can spread out the cost of an asset evenly along its useful life. However, debt is not a substitute for long term planning or maintaining adequate reserves. It is critical to use debt responsibly to protect the fiscal health of the Township. The recently approved debt management policy will ensure more responsible use of debt in the Township.

The graph below outlines the projected debt position at the start of 2025, projected 2025 year-end balance and projected 2026 balances. The detailed breakdown of the Township's debt can be found in the attached pages.

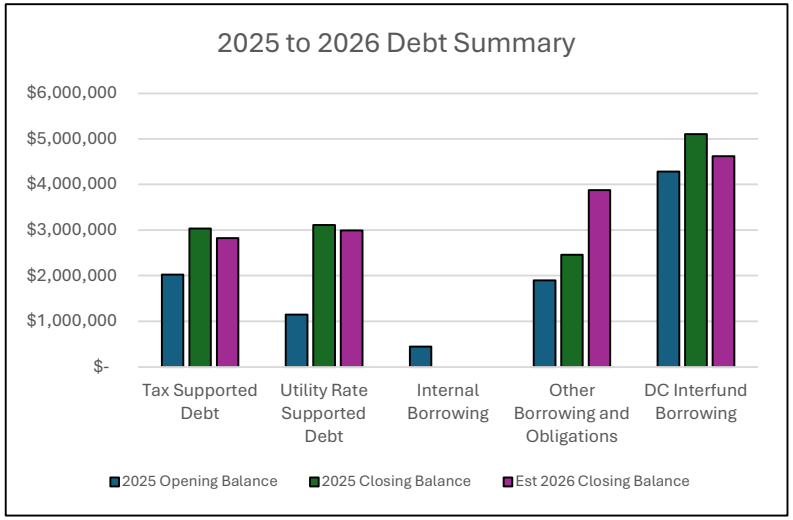

TAX SUPPORTED DEBT

The term "tax supported debt" means that any repayments must be made through property taxes which may impact future tax rates. As of the end of 2025, the Township has approximately $3.0M in tax supported debt. This debt relates to facility upgrades including the construction of the WMC as well as just over $1.1 million of debt issued in 2025 for the Breslau Drain 1 project. The decrease from 2025 to 2026 is related to the principal payment in 2026.

UTILITY RATE SUPPORTED DEBT

Utility (rate) supported debt is debt that is funded directly through utility rates. The repayment of this debt is funded by utility rates and needs to be considered when setting future utility rates. Current rate supported debt includes the Elroy Acres Water Extension project (2009), and the Industrial Drive Sewer (2023) as well as the North Sanitary pumping station which incurred $2 million in debt issued in 2025. The decrease in the 2026 balance is related to the principal payment in 2026 which is included in the operating budget.

INTERNAL BORROWING

As highlighted in the 2025 budget, Township undertook an internal borrowing program to fund several capital projects without an identifiable funding source. This is a high-risk financial practice as it requires high reserve balances to borrow from reserves earmarked for other purposes.

As the Township has had declining reserves in recent years, the practice of internal borrowing has led to cash flow issues. As a result, efforts have been made in 2025 to identify all internal funding sources and reduce the amount of internal borrowing.

This included repaying 2021 Hot Mix Resurfacing Program through the 2025 budget deliberations as well as reducing the $440k for the LED Streetlight conversion project which should reduce any internal borrowing identified. Any future internal borrowing will be committed against the working capital reserve until it is repaid to ensure that all internal borrowing has been identified and tracked.

OTHER BORROWING AND OBLIGATIONS

This category is external borrowing or obligations but not through a formal debenture issue. This includes items like our 20-year CHP energy lease commitment which is approximately $1.1M. This category also includes DC credits for work undertaken by developers on our behalf which is approximately $1.3M in 2025 for the Ottawa St. extension and a potential additional $1.5M in 2026 related to the Dolman St. extension.

DC INTERFUND BORROWING

This category relates to interfund borrowing between DC reserves. The water, wastewater and fire DC reserves are anticipating a significant DC reserve shortfall. This is due to extensive capital works which were undertaken before the DC revenue has been collected. These costs are being borrowed temporarily from the public works (roads) DC to make up the shortfall. The projected deficit will depend on DC collections in 2026 but is anticipated to be approximately $4.5M by 2026.

Township of Woolwich - 2026 Draft Budget

Appendix 9 - Projected 2025 /2026 Reserve & Reserve Fund Balances

Reserve Description	2024 YE Balance	Anticipated Contributions in 2025	Amounts Proposed to be Used in 2025	Budgeted 2025 Balance	2025 In Year Adjustments	Capital not spent (may be committed)	2025 YE Revised Balance	Anticipated Contributions in 2026	Amounts Proposed to be Used in 2026	2026 Council Budget Decisions	2026 Estimated Balance
Discretionary Reserves											
Operating Contingency Reserve	$ 1,044,160	$ 680,000	$ (580,000)	$ 1,144,160	$ 50,000		$ 1,194,160			$ 50,000	$ 1,244,160
Working Capital	$ (416,283)		$ -	$ (416,283)	3,100,000	$ (800,000)	$ 1,883,717				$ 1,883,717
Insurance	$ 156,773	$ 445,617	$ (445,617)	$ 156,773		$ 3	$ 156,776	$ 445,617	$ (445,617)		$ 156,776
Capital Contingency	$ 169,314		$ (43,800)	$ 125,514	$ (70,000)		$ 55,514				$ 55,514
OMB Legal	$ 200,948		$ -	$ 200,948			$ 200,948	$ 100,000	$ (200,000)		$ 100,948
Winter Stabilization	$ 20,428		$ -	$ 20,428			$ 20,428	$ -		$ 200,000	$ 220,428
Special Circumstances Fund	$ 287,233		$ (244,000)	$ 43,233			$ 43,233				$ 43,233
NEW - Employee Future Benefits Reserve	$ -		$ -	$ -	$ -		$ -		$ 200,000		$ 200,000
NEW - HR Contingency	$ -		$ -	$ -	$ 400,000		$ 400,000		$ (200,000)		$ 200,000
Sub-total Discretionary Reserves	**$ 1,462,573**	**$ 1,125,617**	**$ (1,313,417)**	**$ 1,274,773**	**$ 3,480,000**	**$ (799,997)**	**$ 3,954,776**	**$ 545,617**	**$ (645,617)**	**$ 250,000**	**$ 4,104,776**
	-										
Non Restricted Reserve Funds											
Climate Action/Green Infrastructure	$ 474,120	$ 236,143	$ (270,000)	$ 440,263			$ 440,263	$ 236,143	$ (350,000)		$ 326,406
Parking Lot	$ 15,701		$ -	$ 15,701			$ 15,701				$ 15,701
Infrastructure Renewal Reserve	$ 1,413,507	$ 2,208,725	$ (2,019,019)	$ 1,603,213	$ (775,000)	$ 1,700,000	$ 2,528,213	$ 2,548,725	$ (4,282,734)		$ 794,205
Recreation Fitness Centre	$ 10,861		$ -	$ 10,861			$ 10,861				$ 10,861
Recreation Facilities	$ 99,533		$ -	$ 99,533			$ 99,533				$ 99,533
Property Building	$ 181,171	$ 170,000	$ (170,000)	$ 181,171	$ 30,000		$ 211,171	$ 170,000	$ (125,000)		$ 256,171
Equipment Replacement	$ 2,014,815	$ 1,816,679	$ (800,000)	$ 3,031,494			$ 3,031,494	$ 1,656,679	$ (4,849,860)	$ 200,000	$ 38,314
Development Administration	**$ 1,256,084**	**$ 432,673**	**$ -**	**$ 1,688,757**	**$ -**		**$ 1,688,757**	**$ 500,000**	**$ (700,000)**		**$ 1,488,757**
Sub-total Other Reserve Funds	**$ 5,465,793**	**$ 4,864,220**	**$ (3,259,019)**	**$ 7,070,994**	**$ (745,000)**	**$ 1,700,000**	**$ 8,025,994**	**$ 5,111,547**	**$ (10,307,594)**	**$ 200,000**	**$ 3,029,948**
	-										
Sub-total Non Restricted Tax Reserves	**$ 6,928,365**	**$ 5,989,837**	**$ (4,572,436)**	**$ 8,345,767**	**$ 2,735,000**	**$ 900,003**	**$ 11,980,770**	**$ 5,657,164**	**$ (10,953,211)**	**$ 450,000**	**$ 7,134,723**
Utility Reserve / Reserve Funds											
Water - Capital	$ 647,216	$ 1,200,000	$ (135,600)	$ 1,711,616			$ 1,711,616	1,200,000	$ (612,400)		$ 2,299,216
Wastewater - Capital	$ 964,055	$ 1,071,000	$ (935,500)	$ 1,099,555			$ 1,099,555	1,071,000	$ (2,290,800)		$ (120,245)
Water - Operating	$ 366,991	$ 460,000	$ (250,000)	$ 576,991	$ 150,000		$ 726,991	$ 460,000			$ 1,186,991
Wastewater - Operating	$ 81,554	$ 180,000	$ (850,000)	$ (588,446)	$ (200,000)		$ (788,446)	$ 180,000			$ (608,446)
Sub-total Utility Reserve Funds	**$ 2,059,817**	**$ 2,911,000**	**$ (2,171,100)**	**$ 2,799,717**	**$ (50,000)**	**$ -**	**$ 2,749,717**	**$ 2,911,000**	**$ (2,903,200)**	**$ -**	**$ 2,757,517**
	-										
Sub-total Utility and Tax Non Restricted Reserve Funds	**$ 8,988,182**	**$ 8,900,837**	**$ (6,743,536)**	**$ 11,145,483**	**$ 2,685,000**	**$ 900,003**	**$ 14,730,486**	**$ 8,568,164**	**$ (13,856,411)**	**$ 450,000**	**$ 9,892,240**
Restricted Reserve Funds											
Development Charges	$ 3,936,353	$ 3,400,000	$ (1,879,636)	$ 5,456,717	$ (540,000)	$ (1,000,000)	$ 3,916,717	$ 2,000,000	$ (4,454,477)		$ 1,462,241
Canada Community Building Fund	$ 47,328	$ 848,852	$ (848,765)	$ 47,415			$ 47,415	$ 848,852	$ -		$ 896,267
Park Fund	$ 31,357	$ 274,600	$ (185,000)	$ 120,957			$ 120,957				$ 120,957
Building Administration	$ 352,050	$ 532,058	$ (181,000)	$ 703,108			$ 703,108	$ 364,377			$ 1,067,485
Transient Accommodation Tax	$ 1,118,835	$ 200,000	$ (200,000)	$ 1,118,835	$ (350,000)	$ 127,000	$ 895,835	$ 200,000	$ (500,000)		$ 595,835
Housing Accelerator Fund	$ 1,277,217	$ 3,200,000	$ (2,955,000)	$ 1,522,217	$ (500,000)		$ 1,022,217		$ (850,000)		$ 172,217
Walter Bean Trail	$ 320,884		$ (50,000)	$ 270,884			$ 270,884				$ 270,884
Sub-total Obligatory and Restricted Reserve Funds	**$ 7,084,024**	**$ 8,455,510**	**$ (6,299,401)**	**$ 9,240,133**	**$ (1,390,000)**	**$ (873,000)**	**$ 6,977,133**	**$ 3,413,229**	**$ (5,804,477)**	**$ -**	**$ 4,585,886**
Total Reserve & Reserve Funds	**$ 16,072,206**	**$ 17,356,347**	**$ (13,042,937)**	**$ 20,385,616**	**$ 1,295,000**	**$ 27,003**	**$ 21,707,619**	**$ 11,981,393**	**$ (19,660,887)**	**$ 450,000**	**$ 14,478,126**

Township of Woolwich - 2026 Budget
2026 Debt Overview

Description	2025 Opening Balance	2025 Activity	2025 Closing Balance	Proposed 2026	Est 2026 Closing Balance	Funding Source
Tax Supported Debt						
WMC Facility	1,413,962	- 107,787	1,306,175	- 118,565	1,187,611	External Debenture
Admin Facility	476,992	- 36,361	440,631	- 39,997	400,634	External Debenture
Floradale Fire Facility	134,489	- 10,252	124,237	- 11,277	112,960	External Debenture
Breslau Drain # 1 Township		1,161,467	1,161,467	- 40,164	1,121,304	External Debenture
Total Tax Supported Debt	**$ 2,025,444**	**$1,007,066**	**$ 3,032,510**	**-$ 210,003**	**$ 2,822,508**	
Utility Rate Supported Debt						
Elroy Acres	-	-	-	-	-	External Debenture
Industrial Drive (Sewer)	1,142,521	- 49,747	1,092,774	- 51,755	1,041,019	External Debenture
North Sanitary Pumping	-	2,019,533	2,019,533	- 69,836	1,949,696	External Debenture
Total Utility Rate Supported Debt	**$ 1,142,521**	**$1,969,786**	**$ 3,112,307**	**-$ 121,591**	**$ 2,990,715**	
Total External Borrowing	**$ 3,167,965**	**$2,976,852**	**$ 6,144,817**	**-$ 331,594**	**$ 5,813,223**	
Internal Borrowing						
2021 Hot Mix	313,421	- 313,421	-	-	-	Offset against IRF in 2025
Street Lighting (no interest paid)	132,522	- 132,522	-		-	Offset against Capital Contingency in 2025
Previously Reported Internal Borrowing	**$ 445,943**	**-$ 445,943**	**$ -**	**$ -**	**$ -**	
Other Borrowing and Obligations						
DC Credits	650,000	650,000	1,300,000	1,500,000	2,800,000	Credits for Ottawa and Dolman St.
CHP Lease Agreement	1,247,685	- 88,000	1,159,685	- 88,000	1,071,685	This is a lease energy agreement
Line of Credit - 22 Church	-	4,000,000	-	-	-	Line of Credit for 22 Church repaid in 2025
Other Borrowing and Obligations	**$ 1,897,685**	**$4,562,000**	**$ 2,459,685**	**$1,412,000**	**$ 3,871,685**	
Total Existing Borrowing (excl DC)	**$ 5,511,593**	**$7,092,909**	**$ 8,604,502**	**$1,080,406**	**$ 9,684,908**	
DC Interfund Borrowing						
Water DC Reserve Owed	$ 1,877,942	-$ 967,081	$ 910,861	-$ 483,540	$ 427,320	Negative balance borrowed from Roads DC
Wastewater DC Reserve Owed	$ 2,300,174	$ 509,839	$ 2,810,013		$ 2,810,013	Negative balance borrowed from Roads DC
Fire DC Reserve Owed	$ 105,616	$1,274,437	$ 1,380,053		$ 1,380,053	Negative balance borrowed from Roads DC
Total DC Interfund Borrowing	**$ 4,283,731**	**$ 817,195**	**$ 5,100,927**	**-$ 483,540**	**$ 4,617,386**	
DC debt above is not externally financed but financed through other DC reserve funds which is permitted by the Development Charges Act						
Total Existing Borrowing (including DC interfund borrowing)	**$ 9,795,324**	**$7,910,105**	**$13,705,429**	**$ 596,866**	**$14,302,294**	

*Working capital is being assumed for any internal borrowing if a funding source is not identified or needs to be cash flowed up front

Township of Woolwich - Finance Department

Debt Forecast - SUMMARY

Description	Bylaw#		2025	2026	2027	2028	2029	2030	2031	2032	2033	2034	Total
Tax Supported Debt		Opening Balance	2,025,444	3,032,510	2,822,508	2,602,756	2,373,217	2,133,466	1,882,692	1,620,065	1,345,459	1,057,997	
ACCT#:		Additions	1,161,467	-	-	-	-	-	-	-	-	-	1,161,467
		Principal	154,401	210,003	219,751	229,539	239,751	250,774	262,627	274,606	287,462	300,857	2,584,173
		Interest	98,842	98,842	98,842	98,842	98,842	98,842	98,842	98,842	98,842	98,842	1,094,797
		Total Payment / Budget Ar	253,243	308,845	318,593	328,381	338,593	349,616	361,469	373,448	386,304	399,699	3,678,970
		Closing Balance	**3,032,510**	**2,822,508**	**2,602,756**	**2,373,217**	**2,133,466**	**1,882,692**	**1,620,065**	**1,345,459**	**1,057,997**	**757,140**	
		chk	-	-	-	-	-	-	-	-	-	-	
Utility Rate Supported Debt		Opening Balance	1,142,521	3,112,307	2,990,715	2,864,555	2,734,404	2,600,211	2,461,200	2,316,612	2,166,936	1,394,182	-
ACCT#: 8-6-1800-180-182		Additions	2,019,533	-	-	-	-	-	-	-	-	-	-
ACCT#: 6-6-1600-180-182		Principal	49,747	121,591	126,161	130,151	134,193	139,011	144,588	149,676	772,754	90,787	1,858,658
		Interest	99,397	138,250	134,193	129,925	125,436	120,620	115,466	109,921	64,606	61,103	1,098,917
		Total Payment / Budget Ar	107,305	107,305	107,305	107,305	107,305	107,305	107,305	107,305	685,141	151,890	2,957,575
			3,112,307	**2,990,715**	**2,864,555**	**2,734,404**	**2,600,211**	**2,461,200**	**2,316,612**	**2,166,936**	**1,394,182.15**	**1,303,395**	**-**
		chk	-	-	-	-	-	-	-	-	-	-	
DC Supported Debt		Opening Balance	-	-	-	-	-	-	-	-	-	-	-
ACCT#: 1-6-3710-180-182		Additions	-	-	-	-	-	-	-	-	-	-	-
		Principal	-	-	-	-	-	-	-	-	-	-	-
		Interest	-	-	-	-	-	-	-	-	-	-	-
		Total Payment / Budget Ar	-	-	-	-	-	-	-	-	-	-	-
		Closing Balance	**-**	**-**	**-**	**-**	**-**	**-**	**-**	**-**	**-**	**-**	**-**
		chk	-	-	-	-	-	-	-	-	-	-	
TOTAL External DEBT		Opening Balance	3,167,965	6,144,817	5,813,223	5,467,311	5,107,621	4,733,677	4,343,892	3,936,677	3,512,395	2,452,179	
ACCT#:		Additions	3,181,000	-	-	-	-	-	-	-	-	-	3,181,000
		Principal	204,148	331,594	345,912	359,690	373,944	389,785	407,215	424,282	1,060,216	391,644	4,782,306
		Interest	198,239	237,092	233,035	228,767	224,278	219,462	214,308	208,763	163,448	159,945	2,502,528
		Total Payment / Budget Ar	402,387	568,686	578,947	588,457	598,222	609,247	621,523	633,045	1,223,664	551,589	7,284,834
		Closing Balance	**6,144,817**	**5,813,223**	**5,467,311**	**5,107,621**	**4,733,677**	**4,343,892**	**3,936,677**	**3,512,395**	**2,452,179**	**2,060,535**	

Township of Woolwich - Finance Department

Debt Forecast - TAX SUPPORTED DEBT

Description	Bylaw#		2025	2026	2027	2028	2029	2030	2031	2032	2033	2034	Total
WMC **69.81%**		Opening Balance	1,413,962	1,306,175	1,187,611	1,063,260	932,842	796,059	652,601	502,142	344,341	178,839	
ACCT#: 1-6-3710-180-182		Principal	107,787	118,565	124,350	130,418	136,783	143,458	150,459	157,801	165,502	173,578	1,516,490
69.81%		Interest	69,002	63,485	57,699	51,631	45,266	38,591	31,590	24,248	16,547	8,471	480,791
		Total Payment / Bud	176,789	182,049	182,049	182,049	182,049	182,049	182,049	182,049	182,049	182,049	1,997,280
		Closing Balance	**1,306,175**	**1,187,611**	**1,063,260**	**932,842**	**796,059**	**652,601**	**502,142**	**344,341**	**178,839**	**5,260**	
Admin Building **23.55%**		Opening Balance	476,992	440,631	400,634	358,685	314,689	268,546	220,151	169,395	116,161	60,330	
ACCT#: 1-6-3710-180-182		Principal	36,361	39,997	41,949	43,996	46,143	48,395	50,756	53,233	55,831	58,556	511,579
23.55%		Interest	23,277	21,416	19,464	17,417	15,270	13,018	10,657	8,180	5,582	2,858	162,192
		Total Payment / Bud	59,639	61,413	61,413	61,413	61,413	61,413	61,413	61,413	61,413	61,413	673,771
		Closing Balance	**440,631**	**400,634**	**358,685**	**314,689**	**268,546**	**220,151**	**169,395**	**116,161**	**60,330**	**1,774**	
Floradale Fire **6.64%**		Opening Balance	134,489	124,237	112,960	101,132	88,728	75,717	62,072	47,761	32,752	17,010	
ACCT#: 1-6-3710-180-182		Principal	10,252	11,277	11,828	12,405	13,010	13,645	14,311	15,009	15,742	16,510	144,241
6.64%		Interest	7,063	6,038	5,488	4,911	4,306	3,671	3,005	2,306	1,574	806	46,231
		Total Payment / Bud	17,316	17,316	17,316	17,316	17,316	17,316	17,316	17,316	17,316	17,316	190,472
		Closing Balance	**124,237**	**112,960**	**101,132**	**88,728**	**75,717**	**62,072**	**47,761**	**32,752**	**17,010**	**500**	
Breslau Drain 1		Opening Balance	1,161,467	1,161,467	1,121,304	1,079,679	1,036,959	993,144	947,868	900,767	852,205	801,818	
ACCT#:		Principal	-	40,164	41,624	42,720	43,815	45,276	47,101	48,562	50,387	52,213	411,863
		Interest	41,839	82,700	80,673	78,491	76,139	73,602	70,850	67,854	64,606	61,103	697,857
		Total Payment / Bud	41,839	122,864	122,297	121,211	119,954	118,877	117,951	116,416	114,993	113,316	1,109,719
		Closing Balance	**1,161,467**	**1,121,304**	**1,079,679**	**1,036,959**	**993,144**	**947,868**	**900,767**	**852,205**	**801,818**	**749,605**	
												-	
TOTAL TAX SUPPORTED DEBT		Opening Balance	2,025,444	3,032,510	2,822,508	2,602,756	2,373,217	2,133,466	1,882,692	1,620,065	1,345,459	1,057,997	23,075,960
		Additions	1,161,467										1,161,467
ACCT#: 1-6-3710-180-182		Principal	154,401	210,003	219,751	229,539	239,751	250,774	262,627	274,606	287,462	300,857	2,584,173
	100.00%	Interest	98,842	98,842	98,842	98,842	98,842	98,842	98,842	98,842	98,842	98,842	1,094,797
		Total Payment / Bud	253,243	308,845	318,593	328,381	338,593	349,616	361,469	373,448	386,304	399,699	3,678,970
		Closing Balance	**3,032,510**	**2,822,508**	**2,602,756**	**2,373,217**	**2,133,466**	**1,882,692**	**1,620,065**	**1,345,459**	**1,057,997**	**757,140**	

Township of Woolwich - Finance Department

Debt Forecast - RATE SUPPORTED DEBT

Description	Bylaw#		2025	2026	2027	2028	2029	2030	2031	2032	2033	2034	Total
Elroy Acres		Opening Balance											
ACCT#: 8-6-1800-180-182		Principal											-
		Interest											-
		Total Pmt / Budget	-	-	-	-	-	-	-	-	-	-	-
		Closing Balance	**-**	**-**	**-**	**-**	**-**	**-**	**-**				
Industrial Drive (Sewer)		Opening Balance	1,142,521	1,092,774	1,041,019	987,234	931,363	873,355	813,068	750,379	685,141		
ACCT#: 6-6-1600-180-182		Principal	49,747	51,755	53,785	55,871	58,008	60,287	62,689	65,238	685,141		1,142,521
		Interest	57,558	55,550	53,520	51,434	49,297	47,018	44,616	42,067			401,060
		Total Pmt / Budget	107,305	107,305	107,305	107,305	107,305	107,305	107,305	107,305	685,141	-	1,543,581
		Closing Balance	**1,092,774**	**1,041,019**	**987,234**	**931,363**	**873,355**	**813,068**	**750,379**	**685,141**	**-**	**-**	
North Sanitary Pumping		Opening Balance	2,019,533	2,019,533	1,949,696	1,877,321	1,803,041	1,726,856	1,648,132	1,566,233	1,481,795	1,394,182	
ACCT#: 6-6-1600-180-182		Principal		69,836	72,376	74,280	76,185	78,724	81,899	84,438	87,613	90,787	716,137
		Interest	41,839	82,700	80,673	78,491	76,139	73,602	70,850	67,854	64,606	61,103	697,857
		Total Pmt / Budget	41,839	152,536	153,049	152,771	152,324	152,326	152,748	152,292	152,218	151,890	1,413,994
		Closing Balance	**2,019,533**	**1,949,696**	**1,877,321**	**1,803,041**	**1,726,856**	**1,648,132**	**1,566,233**	**1,481,795**	**1,394,182**	**1,303,395**	
TOTAL RATE DEBT		Opening Balance	1,142,521	3,112,307	2,990,715	2,864,555	2,734,404	2,600,211	2,461,200	2,316,612	2,166,936	1,394,182	
		Additions	2,019,533										
ACCT#: 8-6-1800-180-182		Principal	49,747	121,591	126,161	130,151	134,193	139,011	144,588	149,676	772,754	90,787	1,858,658
ACCT#: 6-6-1600-180-182		Interest	99,397	138,250	134,193	129,925	125,436	120,620	115,466	109,921	64,606	61,103	1,098,917
		Total Pmt / Budget	107,305	107,305	107,305	107,305	107,305	107,305	107,305	107,305	685,141	151,890	2,957,575
		Closing Balance	**3,112,307**	**2,990,715**	**2,864,555**	**2,734,404**	**2,600,211**	**2,461,200**	**2,316,612**	**2,166,936**	**1,394,182**	**1,303,395**	